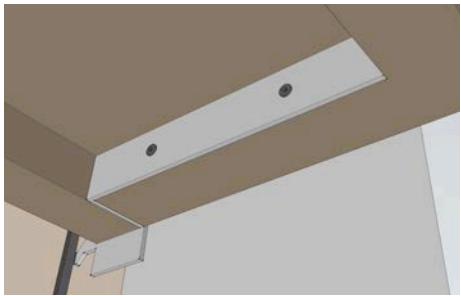



Indicative bracket detail



NOTES:

GENERAL NOTES:

Contractor must liaise with Peerless Systems or similar on correct detail and installation.

Oak surfaces with clear matt lacquer so as to be as natural in appearance as possible. Suggested ref: Envirograf natural lacquer class 0. Contractor to provide samples of all finishes stated for approval prior to manufacture.

QUANTITY REQUIRED:

TBC BY CLIENT

1/ 900mm width shelf with solid oak frame and flush mdf/laminate top.

2/ 450mm width shelf with solid oak frame and flush mdf/laminate top.

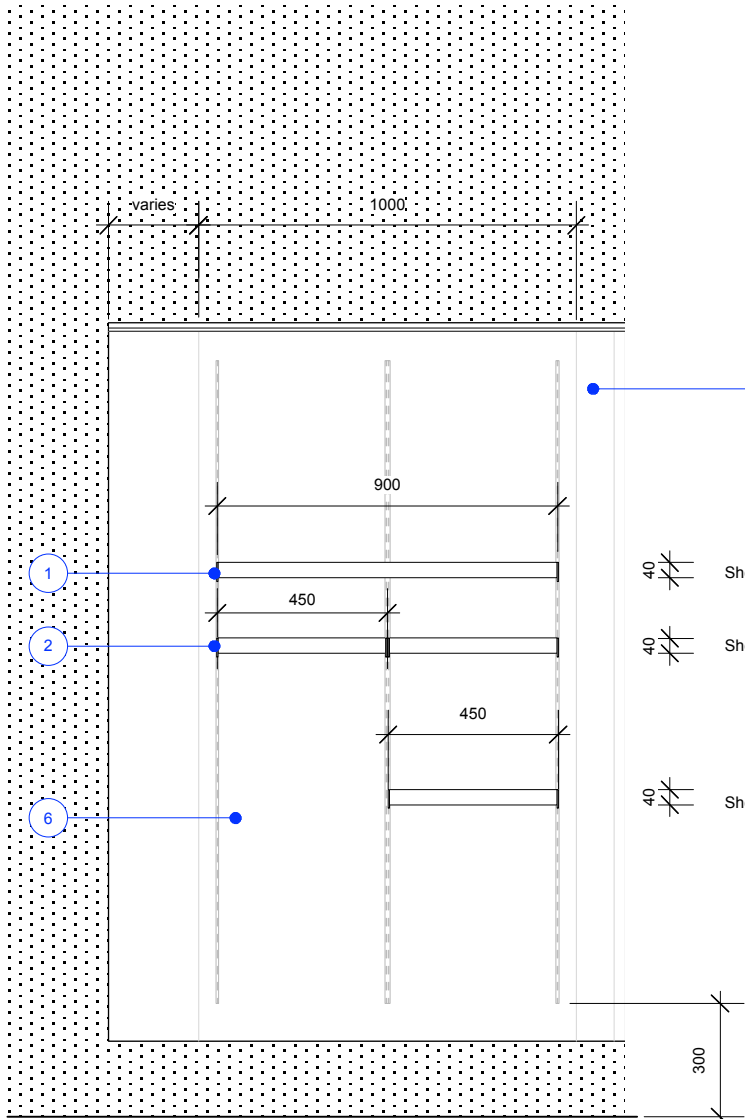
3/ 40 x 40mm solid oak top frame with rebate for top panel as shown and rebated to allow for shelf bracket.

4/ 15mm mdf panel with laminate face. Panel sits flush into top oak frame. Ref: Abet Laminati Print S806 (478) SE1 Colorpact. Laminate to be fixed according to manufacturers instructions. <http://www.abetuk.com>

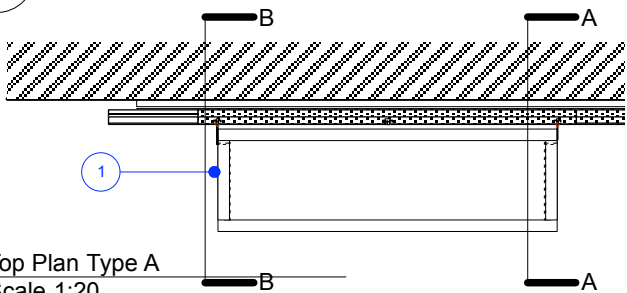
5/ Bracket twists to form internal shelf supports. Shown indicatively. Contractor to develop detail with Peerless or similar, finish BZP. Sample required. Contractor to fit in accordance with manufacturers recommendations. www.peerlessdesigns.com

6/ Indicative of wall panels. Refer to details.

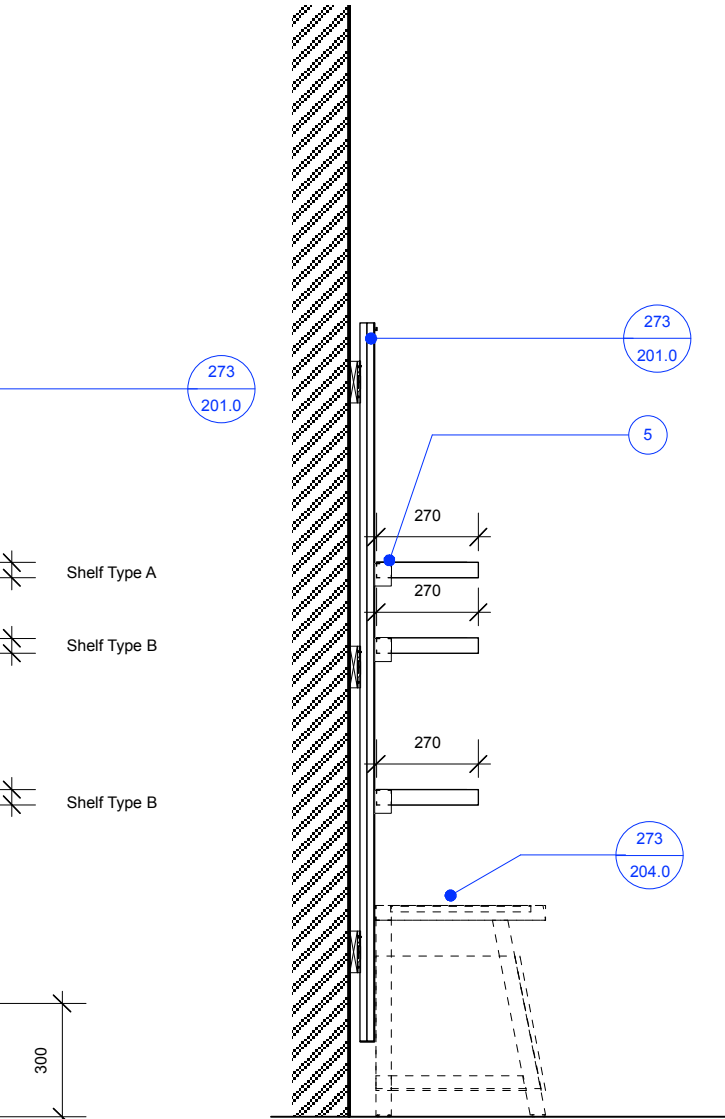
7/ Slotted upright shown indicatively.



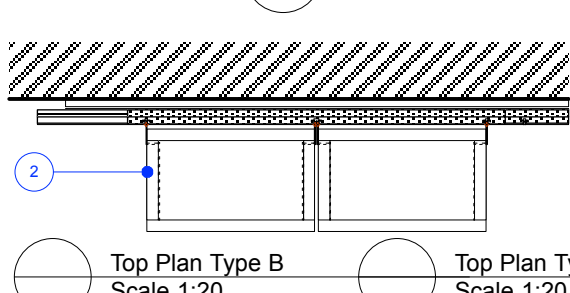
Front Elevation
Scale 1:20



Top Plan Type A
Scale 1:20

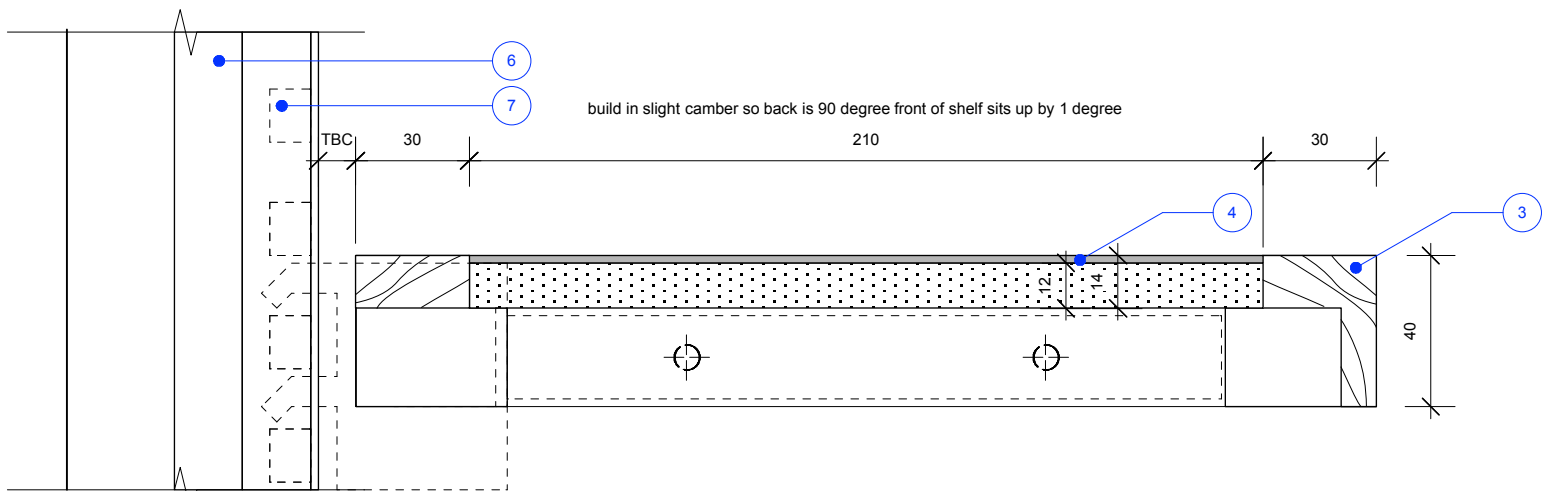


Side Elevation
Scale 1:20

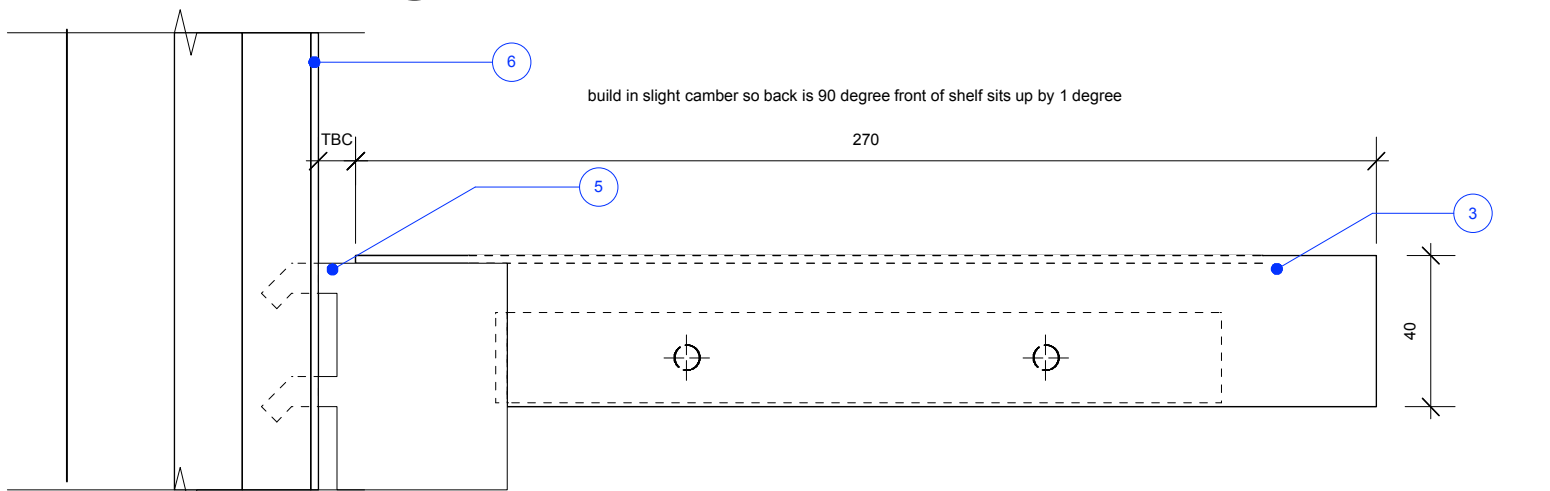


Top Plan Type B
Scale 1:20

Top Plan Type B
Scale 1:20



Section AA
Scale 1:2



Section BB
Scale 1:2

DRINKALL DEAN

Ground Floor 32 St Oswalds Place London SE11 5JE
PHONE: +44 (0) 207 735 2731
info@drinkalldean.co.uk www.drinkalldean.co.uk

GENERAL NOTES:

DO NOT SCALE FROM THIS DRAWING. REFER TO WRITTEN DIMENSIONS ONLY. ALL DIMENSIONS AND LEVELS TO BE CHECKED ON SITE BY THE CONTRACTOR PRIOR TO COMMENCEMENT OF WORKS. ANY DISCREPANCIES TO BE REPORTED TO THE DESIGNER IMMEDIATELY AND PRIOR TO COMMENCEMENT OF WORKS.

ALL DRAWINGS TO BE READ IN CONJUNCTION WITH WRITTEN SPECIFICATIONS / ASSOCIATED DOCUMENTATION SUPPLIED BY THE DESIGNER.

ALL DRAWINGS TO BE READ IN CONJUNCTION WITH CONSULTANTS DOCUMENTATION AND DRAWINGS. ANY DISCREPANCIES BETWEEN CONSULTANTS DRAWINGS TO BE REPORTED TO THE DESIGNER PRIOR TO COMMENCEMENT OF WORKS.

THIS DRAWING SHOWS THE DESIGN INTENT ONLY. THE CONTRACTOR SHALL ADVISE ON ALL DETAILS AND ENSURE STRENGTH AND STABILITY IN ALL CONSTRUCTION.

THE CONTRACTOR TO PROVIDE SETTING OUT AND ROD DRAWINGS FOR APPROVAL PRIOR TO CONSTRUCTION.

ALL SERVICES TO COMPLY WITH LOCAL AUTHORITY, BUILDING CONTROL AND ENVIRONMENTAL HEALTH REQUIREMENTS AND TO SERVICES ENGINEERS DETAILS.

ALL STRUCTURE TO LOCAL AUTHORITY AND BUILDING CONTROL REQUIREMENTS AND TO STRUCTURAL ENGINEERS DETAILS AND CALCULATIONS.

DO NOT SCALE THIS DRAWING. CHECK ALL DIMENSIONS ON SITE

THE CONTRACTOR SHALL COMPLY WITH:
CDM REGULATIONS 2007

FIRE PRECAUTIONS:
CODE OF PRACTICE FOR THE PREVENTION OF FIRES ON CONSTRUCTION SITES AND BUILDINGS UNDERGOING REFURBISHMENT

ALL CONSTRUCTION AND MATERIALS TO CONFORM TO CURRENT BUILDING AND FIRE REGULATIONS.

SITE WASTE MANAGEMENT:
THE CONTRACTOR SHALL MANAGE ALL WASTE MATERIALS AND RE-USE / RECYCLE AS MUCH AS POSSIBLE TO MINIMISE WASTE.

RISK ASSESSMENT:
THE CONTRACTOR MUST ENSURE THAT THE SITE IS A HAZARD FREE ENVIRONMENT AT ALL TIMES.
STANDARD SAFETY CLOTHING AND EQUIPMENT MUST BE WORN AT ALL TIMES.
THE CONTRACTOR MUST EMPHASISE POTENTIAL SITE RISKS AND HAZARD TO ALL OPERATIVES ESPECIALLY DURING DEMOLITIONS AND STRUCTURAL WORKS.

IF IN DOUBT - ASK THE DESIGNER

DRAWING STATUS: **FOR TENDER**

REVISIONS:

--

CLIENT: **CHURCHILL WAR ROOMS**

PROJECT: **CWR Shop**

PROJECT ADDRESS:
**King Charles Street
London SW1A 2AQ**

DRAWING TITLE **Perimeter shelves**

SCALE **As shown** PAPER SIZE **A3**

DRAWN BY **CJ** DATE **Sept 2015**

PROJECT NUMBER **273**

DRAWING NUMBER **273/205.0**

REVISION **-**