

LEGEND

S CONTACTOR SPACER MG 27062

No. CONTACTOR No.
CONTACTORS ARE MG 15962 25A 4 POLE N/O 220-240V COIL

© DERRY BUILDING SERVICES LIMITED

This drawing is the property of Derry Building Services Limited. Copyright is reserved by them and the drawing is issued on the condition that it is not copied, reproduced, retained or disclosed to any unauthorised person, either wholly or in part without the consent in writing of Derry Building Services Ltd.

Corby Borough Council | S&P Architects Interior Designers | Willmott Dixon Construction | White Young Green Consulting

Notes:

1. DO NOT SCALE THIS DRAWING.
2. DO NOT ALTER BY HAND.
3. THIS DRAWING IS TO BE READ IN CONJUNCTION WITH ALL OTHER RELEVANT DRAWINGS AND SPECIFICATIONS.
4. ALL DIMENSIONS ARE IN MILLIMETRES UNLESS STATED OTHERWISE.
5. PHASE & NEUTRAL CONDUCTORS ARE TO BE SWITCHED BY CONTACTORS
6. EMERGENCY LIGHTING TEST KEY SWITCH ON SWITCH A IS N/C IN NORMAL USE.

LIGHTING CONTROL PANEL DETAILS

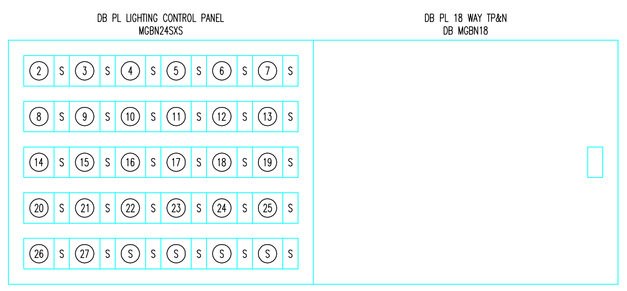

SWITCH "A" LAYOUT DETAILS

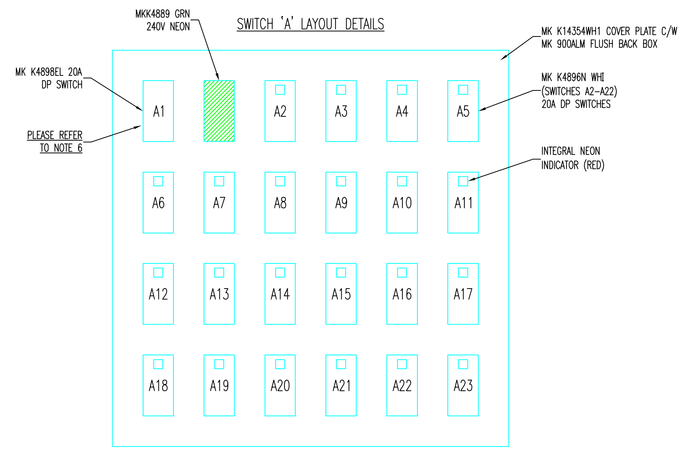

Switch A - Main Pool Hall Lighting

A1	Poolside Essential	Main Mall Perimeter	Emergency Lighting	
A2	Diving Pool Down 50%	Both sides of Pool	Down Lighting	Zone 1
A3	Diving Pool Up 50%	Both sides of Pool	Up Lighting	Zone 1
A4	Diving Pool Down 100%	Both sides of Pool	Down Lighting	Zone 1
A5	Diving Pool Up 100%	Both sides of Pool	Up Lighting	Zone 1
A6	25 metre Pool Down 50%	Both sides of Pool	Down Lighting	Zone 2
A7	25 metre Pool Up 50%	Both sides of Pool	Up Lighting	Zone 2
A8	25 metre Pool Down 100%	Both sides of Pool	Down Lighting	Zone 2
A9	25 metre Pool Up 100%	Both sides of Pool	Up Lighting	Zone 2
A10	Near End Pool Down 50%	Both sides of Pool	Down Lighting	Zone 3
A11	Near End Pool Up 50%	Both sides of Pool	Up Lighting	Zone 3
A12	Near End Pool Down 100%	Both sides of Pool	Down Lighting	Zone 3
A13	Near End Pool Up 100%	Both sides of Pool	Up Lighting	Zone 3
A14	Fun Pool Up 50%	End of Pool	Down Lighting	Zone 4
A15	Fun Pool Down 100%	End of Pool	Down Lighting	Zone 4
A16	Fun Pool Up 100%	End of Pool	Up Lighting	Zone 4
A17	Learner Pool 50%	Main Lighting		Zone 5
A18	Learner Pool 100%	Main Lighting		Zone 5
A19	Learner Pool Perimeter	Down Lighting	Far End	Zone 5
A20	Learner Pool Perimeter	Down Lighting	Near End	Zone 5
A21	Learner Pool Perimeter	Down Lighting	Main Poolside	Zone 5
A22	Learner Pool Perimeter	Down Lighting	Outside Wall	Zone 5
A23	Diving Pool	Diving Area	Down Lighting	Zone 1

Rev	Amendments	By	Date
As Inst.	As Installed tissue.	CAT	25/06/09

Drawing Status: As Installed
Approval Status: N/A

derry BUILDING SERVICES
Established Since 1794
Sam Derry House,
London Road,
NEWARK, NOTTS, NG24 1JP
Tel: 01636 610000 Fax: 01636 605387
Email: design@derry-bs.co.uk

Project:
Corby East Midlands International Swimming Pool

Title:
Lighting Control Schematic
Main Pool Hall Lighting

Drawn By:	Engineer:	Rev. Copy Chk:
C. Tomlinson	R. Dawson	

Primary Scale:	Size:	Date Created:
N.T.S.	A0	June 2009

Drawing Number:	Revision:
106-E-061	AI