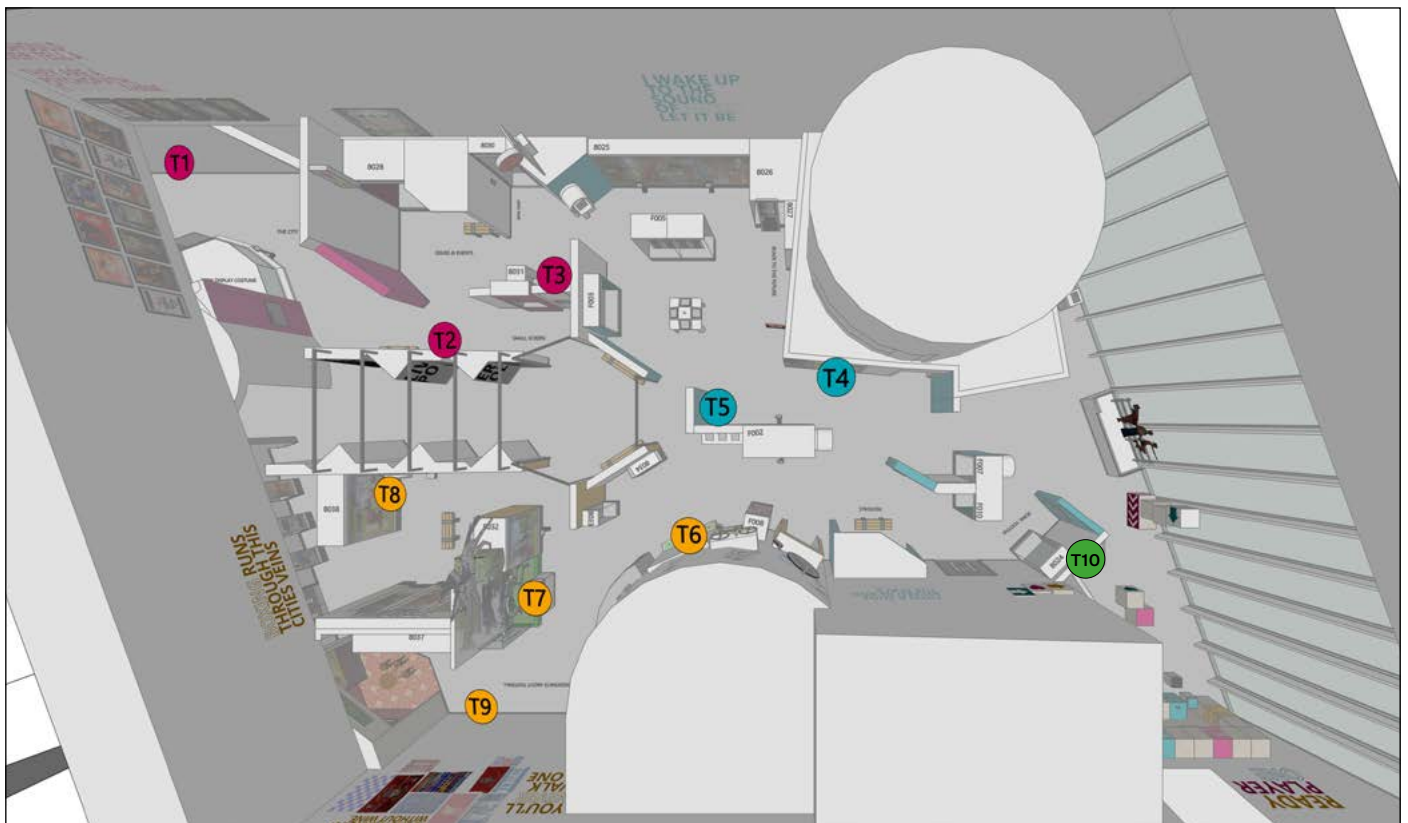


# WONDROUS PLACE GALLERY - Museum of Liverpool

## Interactives Document

---

### Plan showing locations of all Interactives



Graphics contractor to produce elements for the Interactives T1, T2, T3, T4 and T10.

T5-T9 will be produced by a separate contractor.

## Interactive T1 - City on Screen

As part of the Graphic Production package contractor to detail approach for the production of lift flaps to feature in 3 areas across the gallery. The City on Screen interactive makes use of a backboard in the style of an oversized clapperboard which is to be produced using substrates to create a layered finish and appear as much like a clapper board as possible.

4 x images to go on the backboard are to be produced as separate elements and be mounted using hidden fixings. 4 x Lift flaps to sit below and should measure approx 225 x 200mm. Flaps should be lightweight but solid and be able to be opened using a closed fist. Hinge should be robust enough to be considered permanent. Fixings to backboard to be hidden.

Graphics should be directly printed, covered with polycarb or wrapped around substrate to avoid exposed edges which will be picked at and peeled off.

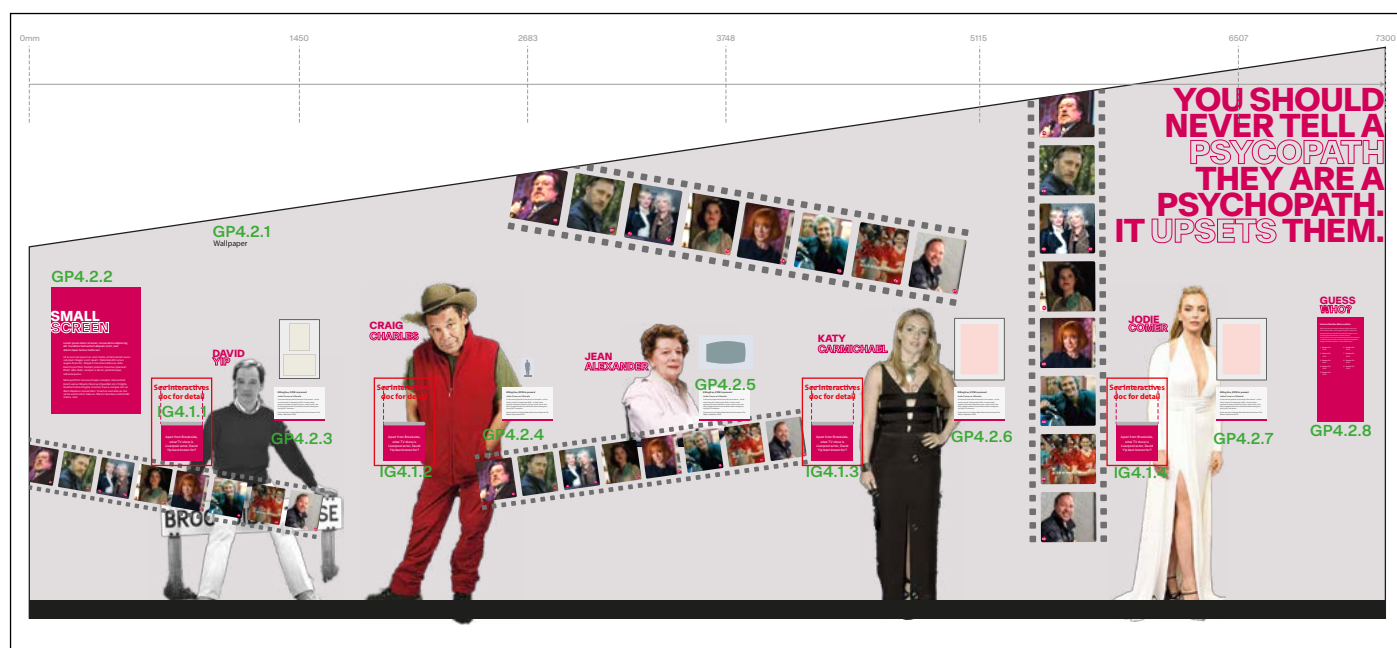


## Interactive T2 - Small Screen

As part of the Graphic Production package contractor to detail approach for the production of lift flaps to feature in 3 areas across the gallery. The Small Screen interactive will have a large wallpaper graphic applied to the wall to act as backdrop. 4 x lift flaps **IG4.1.1 - IG4.1.4** to be installed at various points along the wall on top of the wallpaper graphic.

4 x Lift flaps to measure approx 225 x 200mm. Flaps should be lightweight but solid and be able to be opened using a closed fist. Hinge should be robust enough to be considered permanent. Fixings to be hidden.

Graphics should be directly printed, covered with polycarb or wrapped around substrate to avoid exposed edges which will be picked at and peeled off.



### Interactive T3 - Writing on the Wall

As part of the Graphic Production package contractor to replace graphics for existing interactive. Graphics to be produced as per Graphics Database **IG4.3.1 - IG4.3.6**.

Interactive consists of a back panel which is a Ferrous Metal with a printed graphic strip at the top. Magnetic words to be produced by contractor will be placed in 4 x troughs as depicted below. The troughs each contain a graphic which will need to be tough enough to withstand constant use and ideally be able to be cleaned.

Fit-out contractor will take responsibility of refurbishment of structure which houses graphics.

Installation of these graphics will take place on gallery.




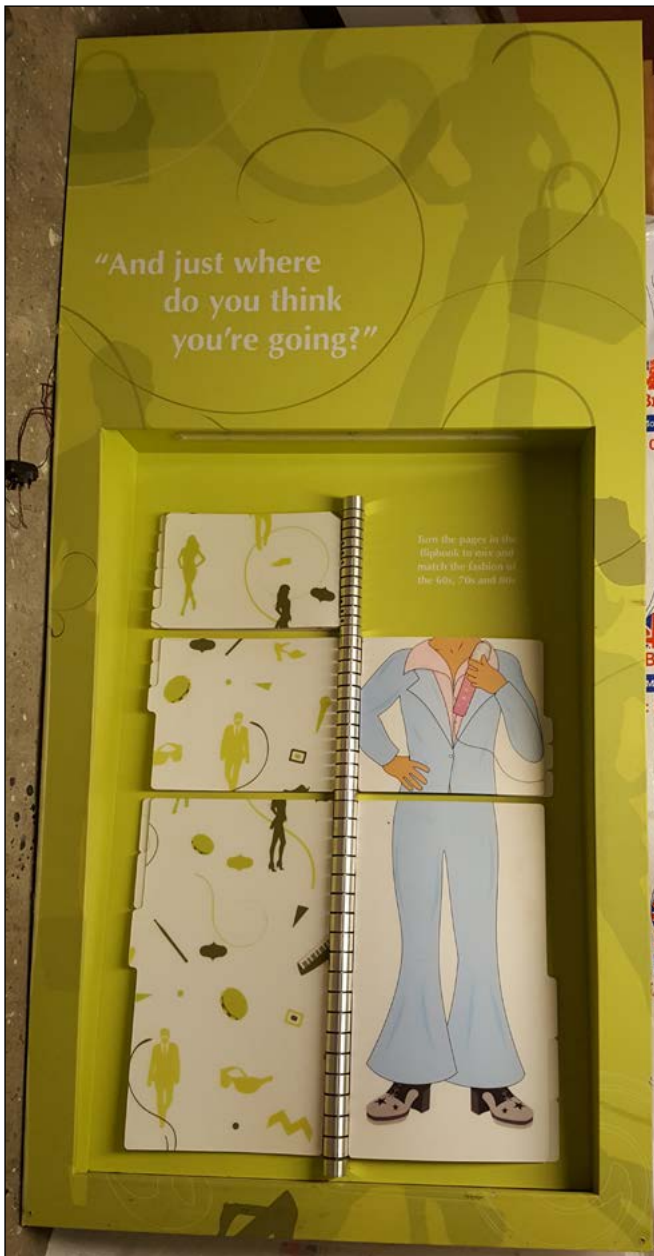


### Interactive T4 - Dressing up flip book

As part of the Graphic Production package contractor to reproduce graphics which house the flip book seen below. The structure and panelling around the flip book are currently made up of 12mm MDF wrapped in SAV and use metal L bracket fixings to join the pieces together. All of the MDF and SAV graphics require reproducing. New artwork will be produced by NML. The lighting channel seen below is no longer required.

Flip book itself is in good condition and does not require any maintenance. Graphics contractor to fit flip book to new structure and deliver to site.

New structure with graphics applied containing flip book to be installed by fit out contractor.



## Interactive T10 - Gaming interactive

As part of the Graphic Production package contractor to detail approach for the production of lift flaps to feature in 3 areas across the gallery. The interactive in Gaming will have a large wallpaper graphic applied to the wall to act as backdrop. 4 x lift flaps **IG7.1.1 - IG7.1.4** to be installed at various points along the wall on top of the wallpaper graphic.

4 x Lift flaps to measure approx 225 x 200mm. Flaps should be lightweight but solid and be able to be opened using a closed fist. Hinge should be robust enough to be considered permanent. Fixings to be hidden.

Graphics should be directly printed, covered with polycarb or wrapped around substrate to avoid exposed edges which will be picked at and peeled off.

