Rev	Revision Notes
T1	I106 - Preliminary Tender Issue
T2	I106 - Drawings updated to suit client changes

SCCC_10A_V3_XX_DR_A_3126_T2

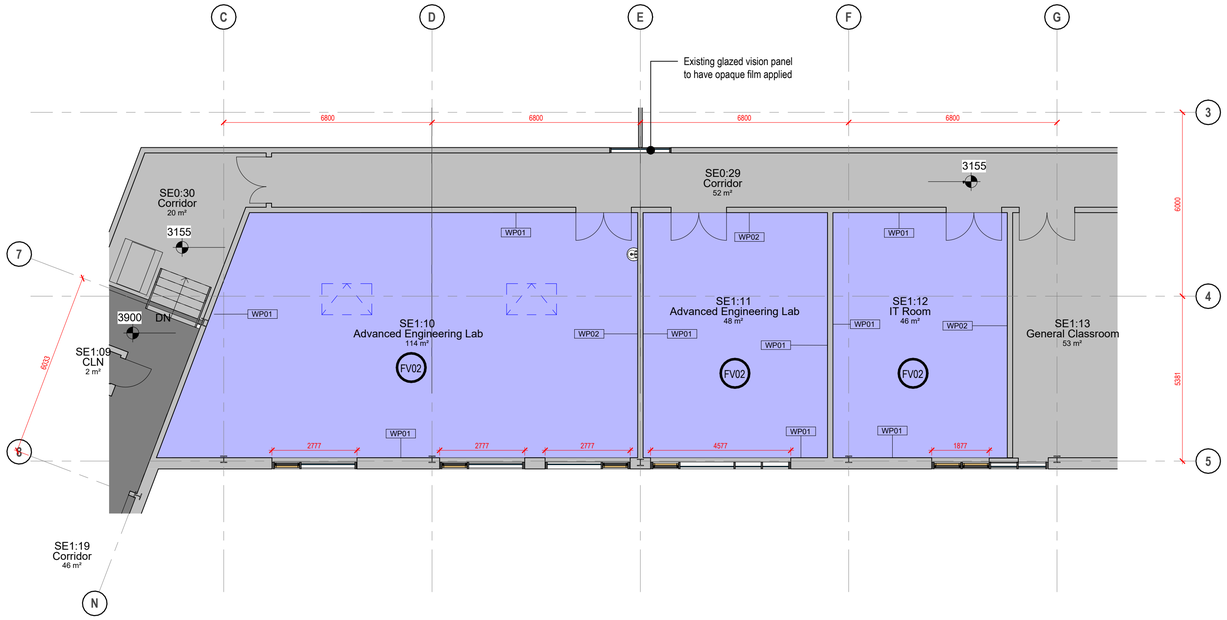

2 Proposed First & Second Level - Floor Finishes

1 : 100 Ref Sheet: 3120

Proposed Floor Finishes - First Floor				
Type Mark	Material: Name	Material: Area	Keynote	Material: Comments
FV02	Non Slip Vinyl	207 m²	M50/150A	Colour: Trout subject to client approval

Wall Finish Schedule					
Type Mark	Finish Type	Description	Manufacturer	Keynote	Comments
WP01	Wall_Paint_Emulsion 01	Off white - Edelweiss	Leyland Trade	M60/ 120A	Colour subject to client approval
WP02	Wall_Paint_Emulsion 02	Feature colour - Mystique	Leyland Trade	M60/ 120A	Colour subject to client approval
WP03	Wall_Paint_Emulsion 03	White	Altro White Rock	M50/ 110A	Colour subject to client approval

Wall Finishes

WP01
Off white
Leyland Trade - Edelweiss
(Client to Confirm)

WP02
Feature paint
Leyland Trade - Mystique
(Client to Confirm)

WP03
Altro WhiteRock - White
(Client to Confirm)

Typical Timber Skirting Detail with Vinyl

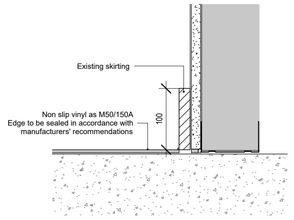

Skirting

Existing timber skirtings generally to be retained

Blinds

New electric operated roller blinds to be fitted to all windows.
Drop 3196mm, width as shown on plan. Dimensions to be checked on site.

Signage

Contractor to allow for new room signage to match existing wall-mounted vinyl signs.

Key

- 30 minute rated compartment line (Existing)
- 60 minute rated compartment line
- 120 minute rated compartment line
- No specific fire requirements
- 30 minute rated fire door (Existing)
- 60 minute rated fire door
- Escape route
- 30 minute rated cavity barrier line
- 60 minute rated cavity barrier line
- 30 minute rated cavity closer to masonry
- Area to remain as existing
- Evac Chair
- 30 minute rated vertical cavity barrier (Existing)
- 60 minute rated vertical cavity barrier
- 30 minute rated cavity closer

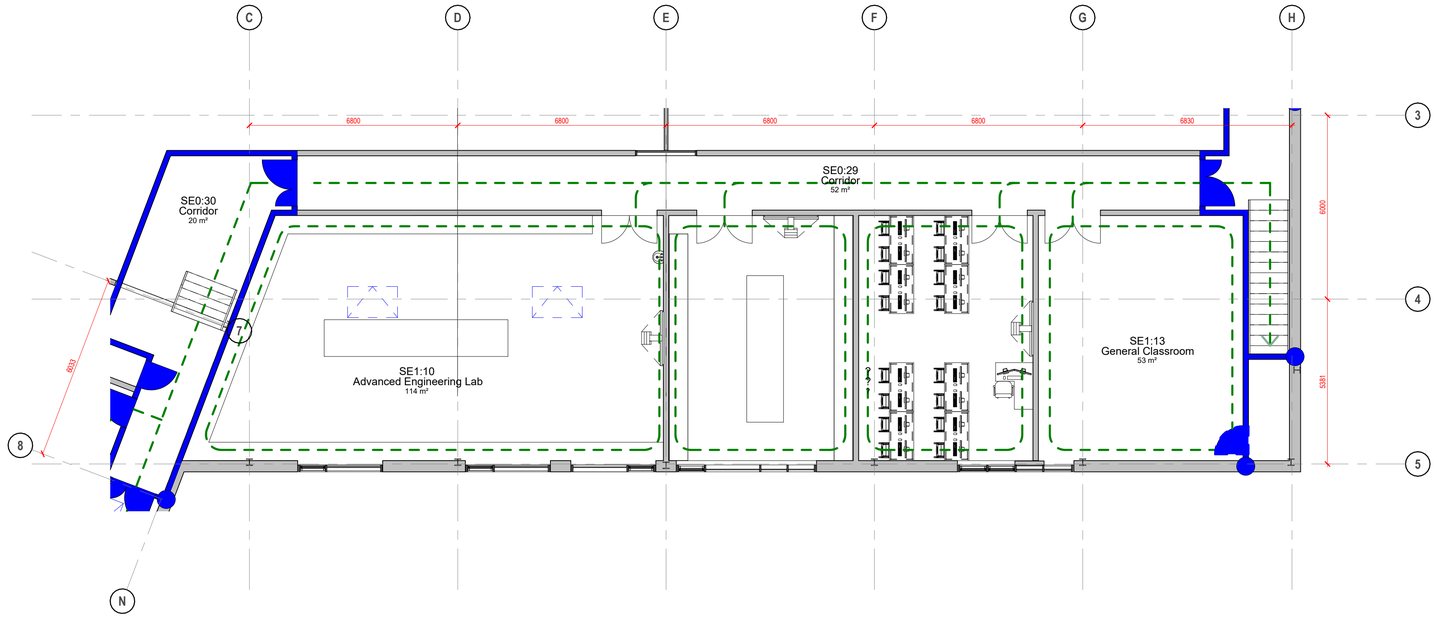

1 Proposed Fire Strategy - Advanced Engineering Lab

1 : 100 Ref Sheet: 3103

Guidance Notes:

Compliance Criteria

Fire Strategy Plan based upon Atkins' Final Construction Issue Plan AL(67)004 issued 26.08.10 as included in the O&M manual.

Compartmentation

Proprietary cavity barriers are to be incorporated into the ceiling voids at maximum 20m C/C.

All new service penetrations through compartment walls are to be appropriately fire stopped with proprietary collars or intumescent pillows / foam extending a minimum 300mm dimensions each side of the wall to maintain the integrity of the compartment wall.

Elements of Structure

Contractor to ensure refurbishment works do not impact on the integrity of existing 1 Hour protection to elements of structure - Structural fire resistance shall be provided to all structural elements to achieve 60 minutes fire resistance (load bearing capacity only).

In preparing the fire strategy, it was considered a material issue to also identify and consider those rooms which offered a possible fire hazard so that additional measures could be considered during the risk appraisal. These include:

- All external wall cavities closed to all openings and to head.
- Penetrations through fire resistant constructions to be fire stopped or have appropriate fire damper to the same fire resistance of the adjacent wall. Ducts to have fusible link fire dampers in accordance with BS 5588 Part 9.

Travel Distances

Building is an existing teaching facility at a Further Education College and includes engineering workshops as such the building will be assessed under BS100.

Maximum permitted length (m) where exit is possible in more than one direction is 45m. No inner rooms to require travel in excess of 18m where exit in only one direction is possible.

Fire Safety Detection

To BS5839, refer to Electrical consultants / sub-contractors drawings and specifications.

Client to confirm if there are any requirements over and above BS/Building Regs guidance/standards to satisfy insurance criteria.

Escape Lighting

Lighting is to be provided in accordance with BS5266-1 and BS5266-7.

For further details of installation refer to M&E Engineers specifications.

Exit Signage

All exit doorways offering a means of escape must have signs distinctively and conspicuously displayed in accordance with BS5499-1 and BS5499-4.

For further details of illuminated signage installation refer to M&E Engineers specifications.

Hazardous Substances

Generally: No hazardous substances will be stored or used within this facility.

Cleaning chemicals will be stored appropriately within dedicated cleaners stores that have the appropriate fire compartmentation rating.

Fire Fighting Provision

Contractor to allow for supply and installation of portable fire fighting equipment as required, CO2, foam, and water extinguishers, with the appropriate signage. These items will be the responsibility of the end user following handover of the building.

Fire Strategy Advanced Engineering Labs

Fire Strategy:
Fire strategy remains largely as existing.
Allow for all existing fire route signs to be retained and remounted where necessary.

For full building fire strategy and escape routes refer to drawings:
SCCC-10A-V3-XX-DR-3102
SCCC-10A-V3-XX-DR-3103

Scale 1:100

0 1 2 3 4 5 10 15

Client:	Selby College
Project:	Selby College Carbon Capture Scheme
Job No.:	1293
Date :	03/24/23
BIM Model :	SCCC-10A-M3
QA:	SJ AP
Scale :	As indicated@A1
Drawing:	**Advanced Engineering Lab - Floor Finishes and Fire Strategy Plan**
Rev notes:	I106 - Drawings updated to suit client changes

SCCC- 10A- V3- XX-DR- A- **3126**-T2

10architect

10architect. unit 16, 12 hilton street, manchester, m1 1jf

This drawing is copyright. Do not scale dimensions from this drawing "If in doubt ask". This drawing is to be read in conjunction with all other relevant drawings and specifications. All discrepancies on this drawing are to be reported to the architect. Do not modify any element of this drawing. Use drawing only for purpose(s) issued.