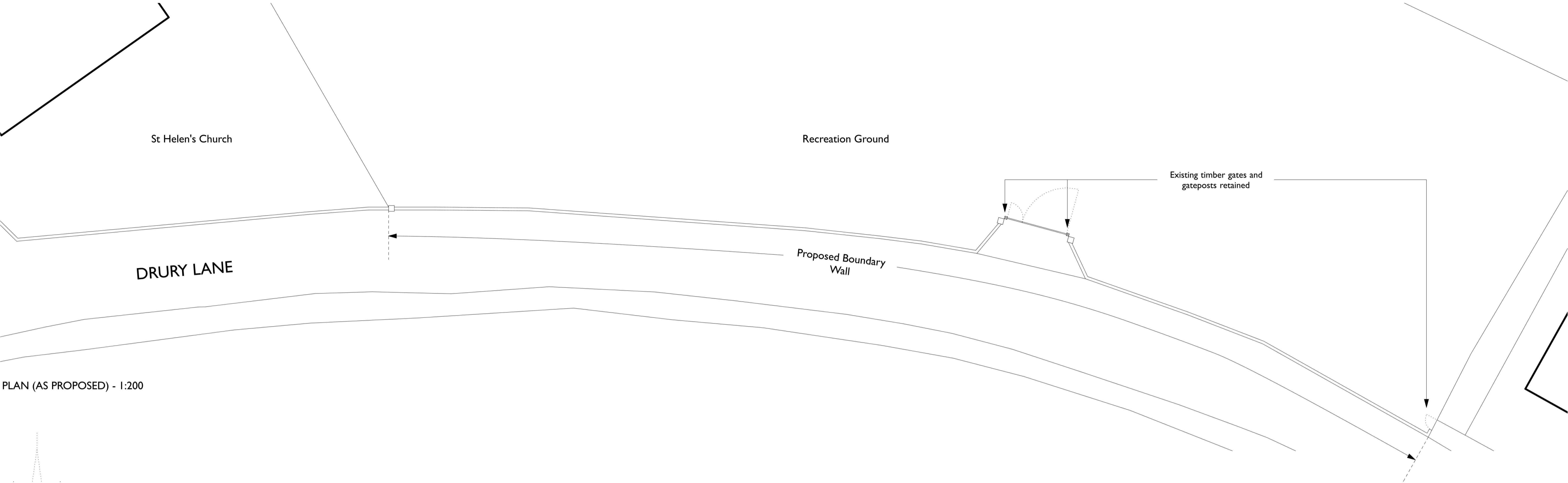


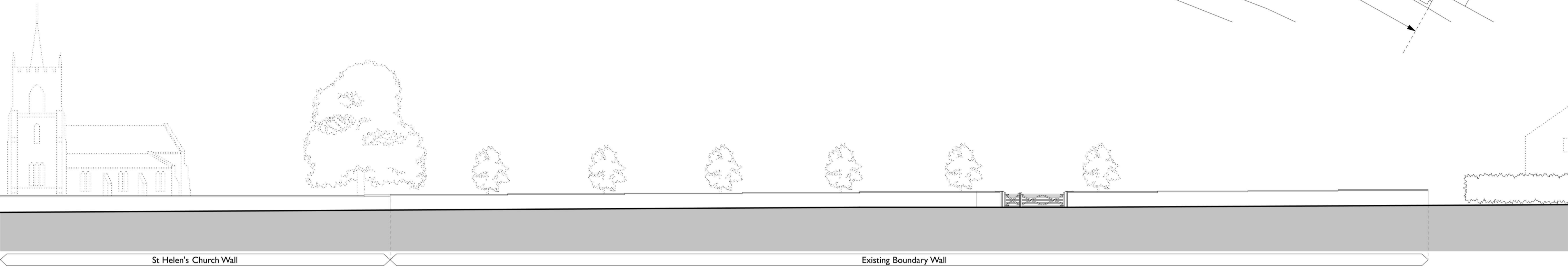
SITE LOCATION PLAN - 1:1250

— Application Site
— Other land in applicatn's ownership

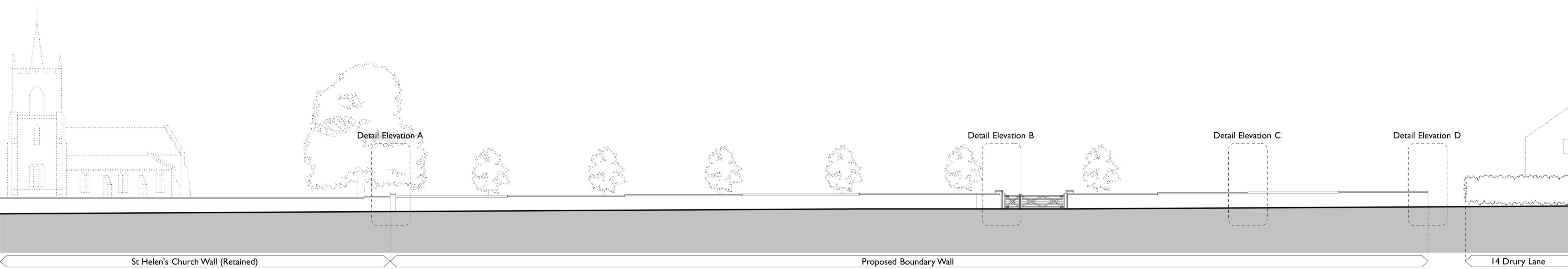
© Crown copyright 2017. OS Plan supplied by mapbox.co.uk a licensed Ordnance Survey partner number 100053143
Reproduction in whole or part is prohibited without the prior permission of Ordnance Survey.



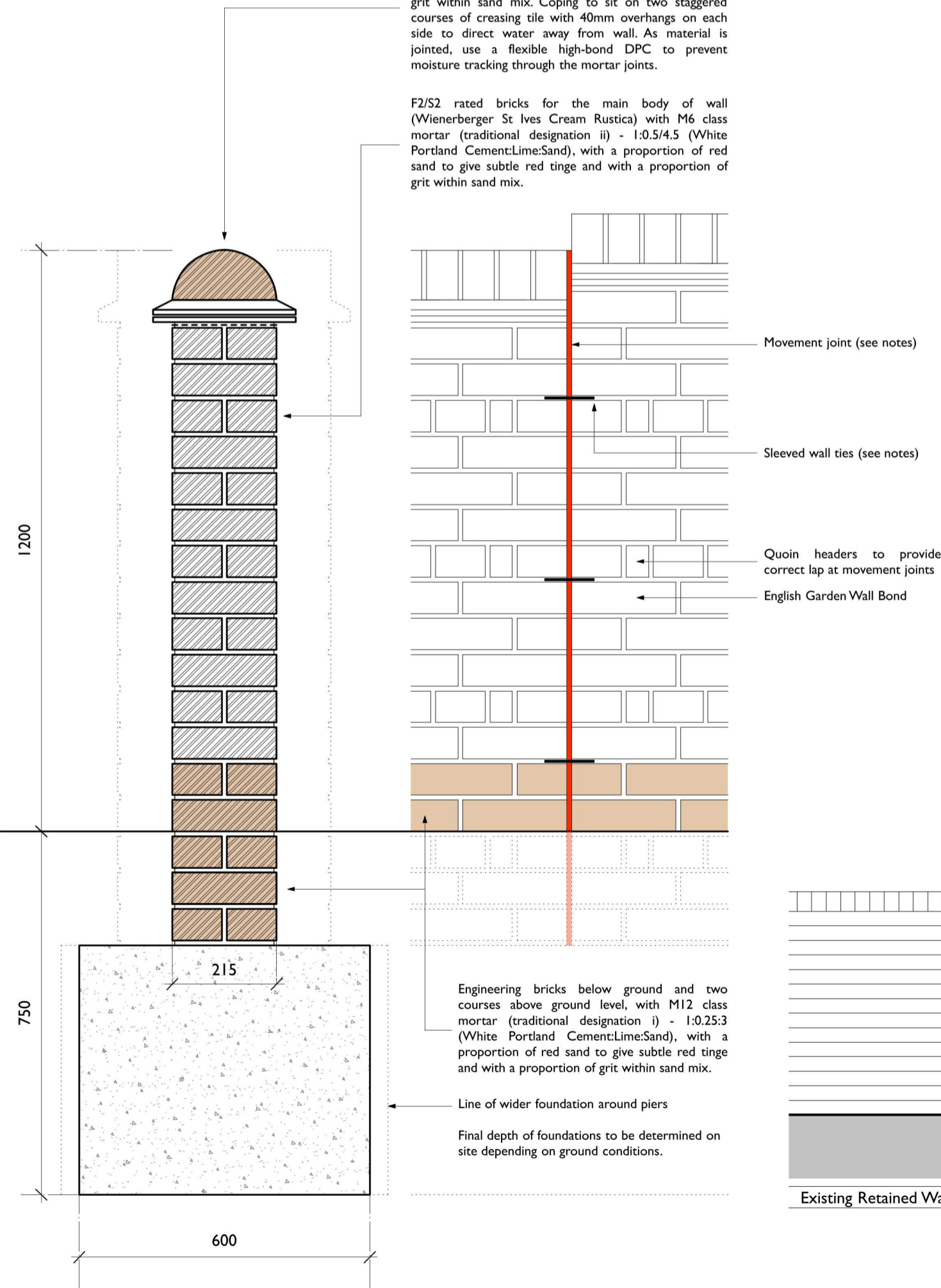
PLAN (AS PROPOSED) - 1:200



ELEVATION (AS EXISTING) - 1:200



ELEVATION (AS PROPOSED) - 1:200



DETAIL SECTION AND ELEVATION - 1:10

Movement joint (see notes)

Sleeved wall ties (see notes)

Quoin headers to provide correct lap at movement joints

English Garden Wall Bond

Movement joints:

- at maximum 6m centres, and 3m from corners, to be not less than 1.3mm/m.
- to commence at concrete foundation level and extend through coping courses.
- additional movement joints will be required at 3m centres through coping courses.
- use ties with de-bonding sleeves to span the joint and maintain stability.

Fillers and Sealants:

Filler material to be BS Specialist Products 'Expandafil' closed-cell, polyethylene joint filler as recommended by BS5628: Part 3: 1985 - Use of Masonry, Clause 20.4, installed to manufacturer's recommendations and kept 10mm back from the face of the brickwork to allow a 10x10mm recess for the sealant.

The sealant is to be to be BS Specialist Products 'Nitoseal M560' one part general purpose low modulus, modified polyether building sealant. Colour to match brickwork as closely as possible, and installed to manufacturer's recommendations.

Half-round engineering brick coping, with M12 class mortar (traditional designation i) - 1:0.25:3 (White Portland Cement:Lime:Sand), with a proportion of red sand to give subtle red tinge and with a proportion of grit within sand mix. Coping to sit on two staggered courses of creasing tile with 40mm overhangs on each side to direct water away from wall. As material is jointed, use a flexible high-bond DPC to prevent moisture tracking through the mortar joints.

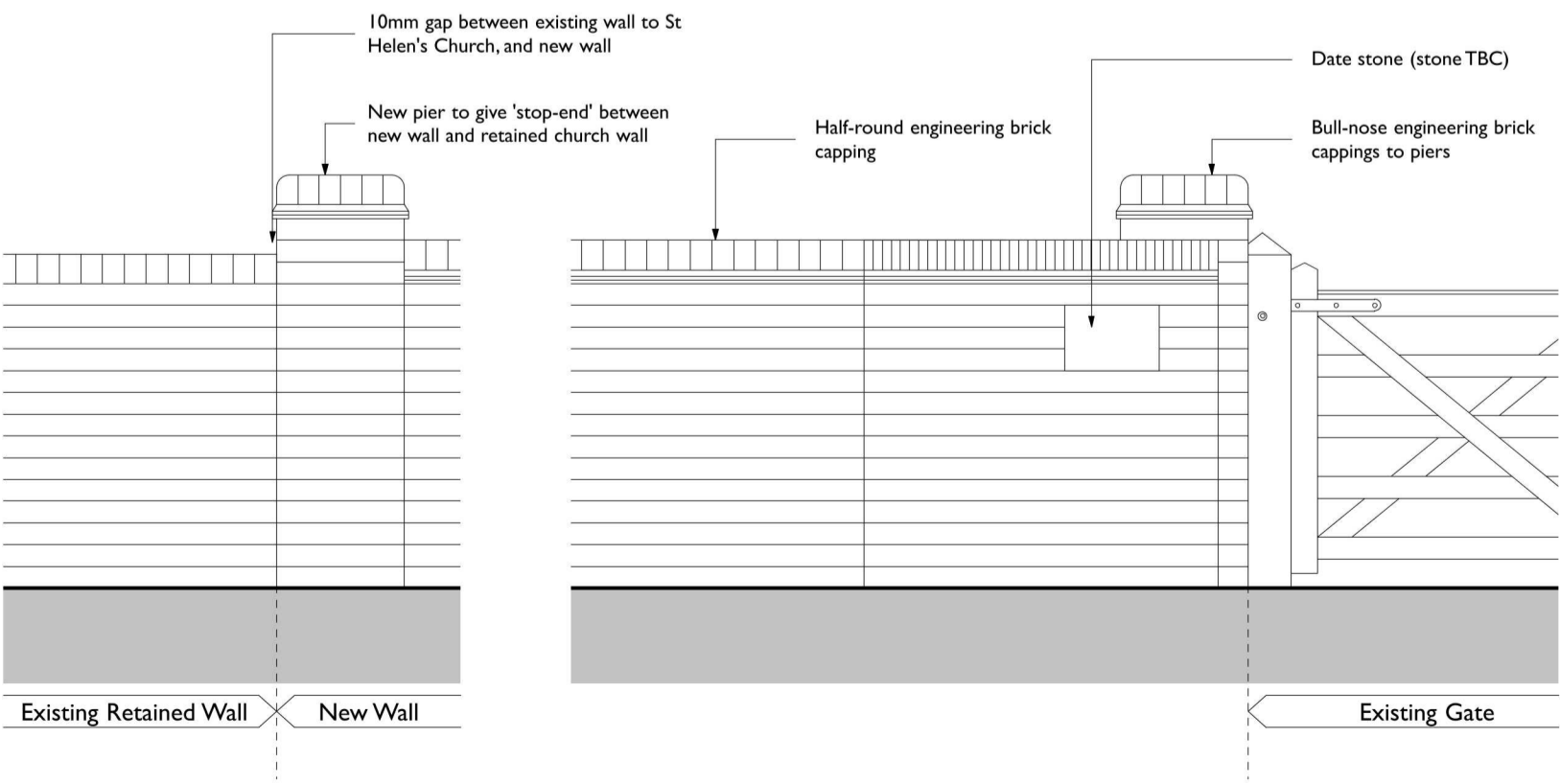
F2/S2 rated bricks for the main body of wall (Wienerberger St Ives Cream Rustica) with M6 class mortar (traditional designation ii) - 1:0.5:4.5 (White Portland Cement:Lime:Sand), with a proportion of red sand to give subtle red tinge and with a proportion of grit within sand mix.

Engineering bricks below ground and two courses above ground level, with M12 class mortar (traditional designation i) - 1:0.25:3 (White Portland Cement:Lime:Sand), with a proportion of red sand to give subtle red tinge and with a proportion of grit within sand mix.

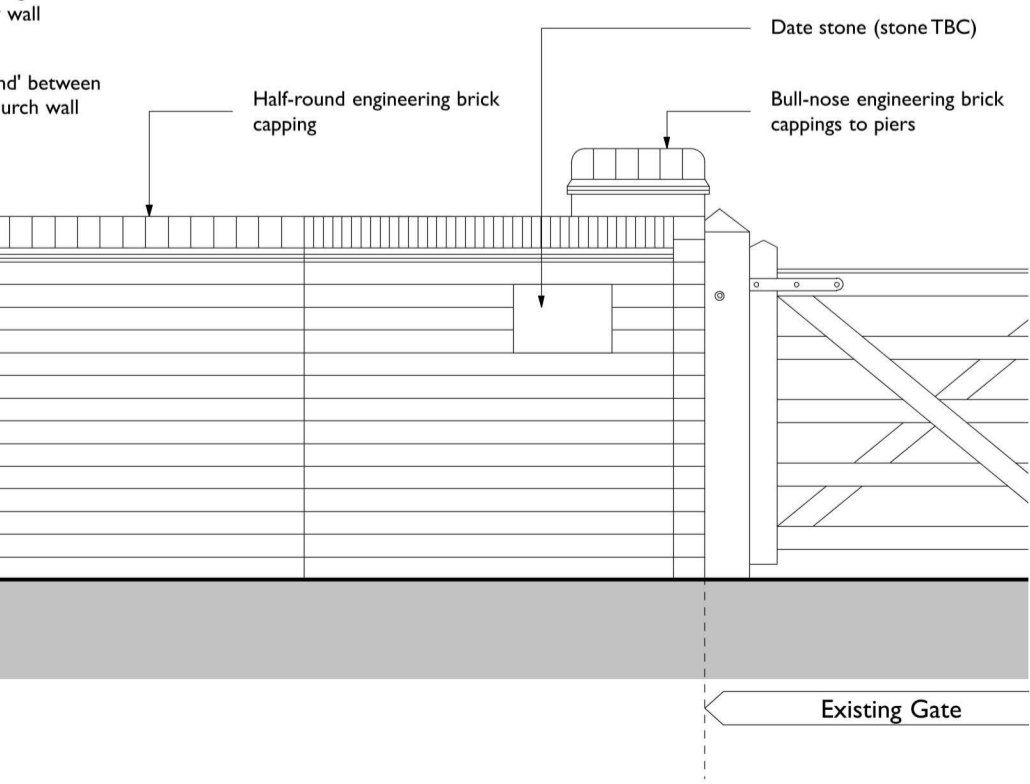
Line of wider foundation around piers

Final depth of foundations to be determined on site depending on ground conditions.


DETAIL ELEVATION A - 1:25



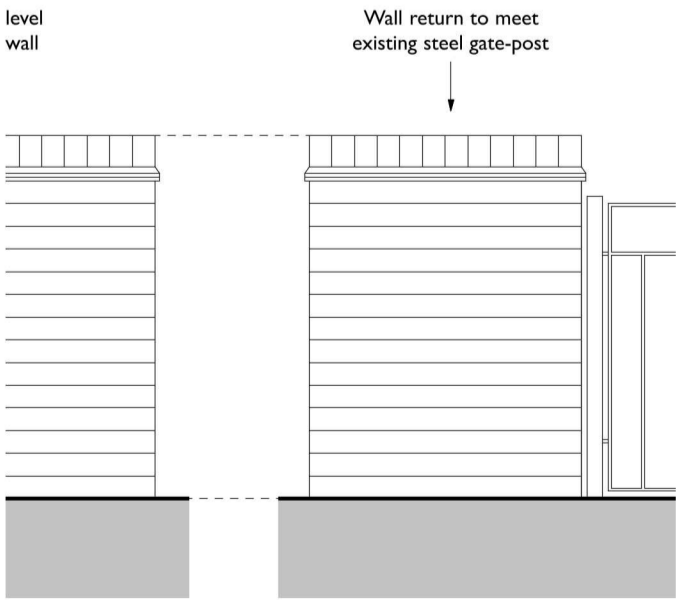
DETAIL ELEVATION B - 1:25



DETAIL ELEVATION C - 1:25



DETAIL ELEVATION D - 1:25



Wienerberger St Ives Cream Rustica

One of 5 Rustica products especially designed to replace reclaimed bricks as a frost resistant viable alternative.

Durability
Active soluble salts to EN 771-1



Wienerberger Blue/ Red Engineer Solid
Engineering bricks for DPC

Durability
Active soluble salts to EN 771-1

Revision:

A	26.06.17	FIRST ISSUE
B	27.07.17	PLANNING ISSUE
C	17.10.17	Pier added between new wall and wall to church to provide 'stop-end' on suggestion of Planning Department.

FOR PLANNING

Project: Recreation Ground Boundary Wall, Colne

Drawing Title: Plans and Elevations

Scale: Various (see notes)
June 2017
Drawing No. 16/986/01 RevC

© Graham Handley Architects Ltd

