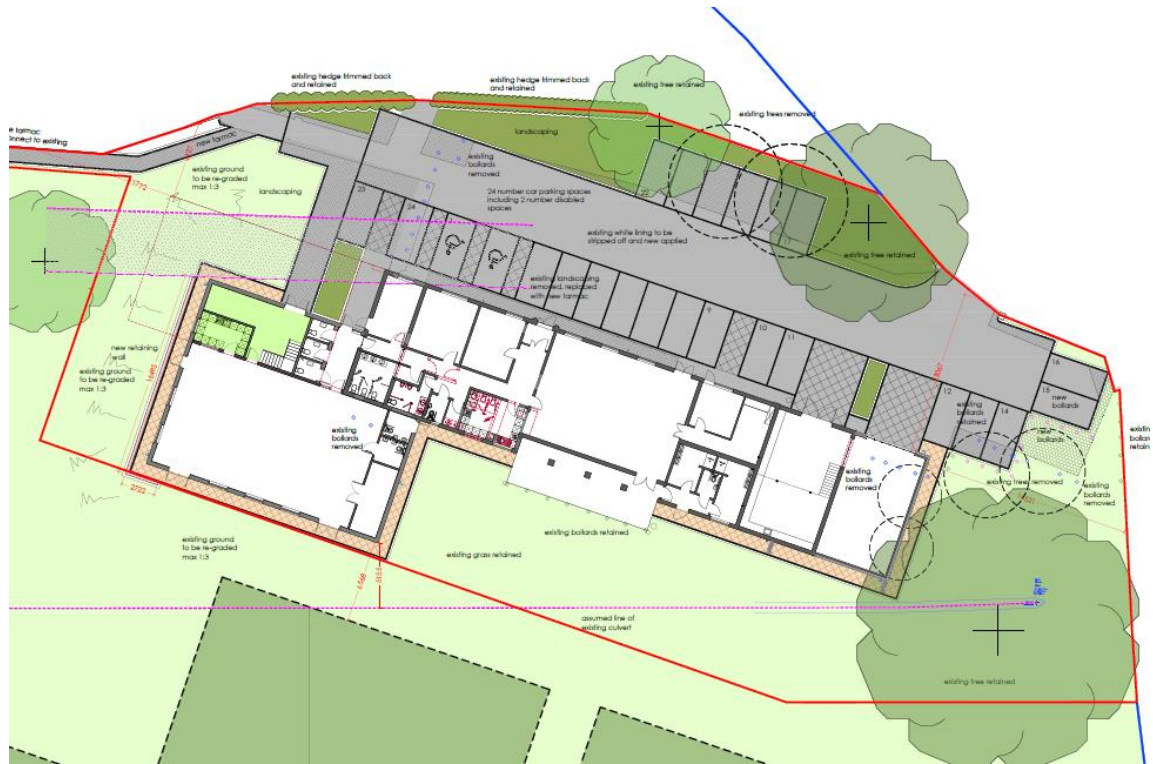


7728  
**ANSTEY PARISH COUNCIL**  
Room Data Sheets




Revision A	First issue	230321
Revision B	Second Issue	230427
Revision C	Third Issue	230522

Contents






Garage	3
Kitchen	4
Corridor	6
Lobby	9
Unisex WC	12
Female WC	17
Male WC	22
Office	27
Inclusive DDA WC	30
Storage	35
Community Storage	37
Kitchenette	40
Community Hall	44

**NOTE: Security & Locking – To be confirmed by client.**





Garage

Location	Finish	Image / Product
Walls	Paint grade blockwork with flush pointing up to skirting level, allow for redecoration to existing walls. One mist and two full coats vinyl silk emulsion paint; Chalk Blush 4 (Off white 50YR 83/010) - colour subject to client agreement.	
Floor	Floor slab to be consistent in colour and without localised deviations or patchiness in either colour of surface finish, no rippling or lipping to joints or score marks from the power float finish procedures. The floor slab is to finish inline with the roller shutter door thresholds and the yard slab should be laid to fall away from this threshold to prevent water ponding in front of the roller shutter door. Floor to be polished and sealed	
Doors	<b>Please refer to project door schedule.</b>	
Joinery	N/A	
Fixtures, Fittings & Ironmongery	N/A	



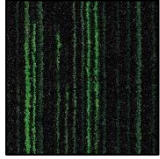


Kitchen

Location	Finish	Image / Product
Walls	<p>15mm British Gypsum Wallboard TEN and skim where indicated. Moisture resistant boards to be used.</p> <p>One mist and two full coats vinyl silk emulsion paint; Chalk Blush 4 (Off white 50YR 83/010) - colour subject to client agreement.</p> <p>Glasroc H Tilebacker board.</p> <p>Wet areas in kitchen;</p> <p>Splash back over all benching Brick effect tile to be 200 x 100 and taken 500mm high. Colour subject to client agreement - see adjacent colour suggestion. tile trim, to all leading edges; extent to full width/length of worktops and sinks. splashback;</p> <p>Tile edgings to be Durosol Aluminium Natural tile edging.</p> <p>Grout colour to be white</p>	  
Floor	<p>Vinyl Sheet flooring; Polyflor Homogenous - XL PU – colour 'Pumice'. Colour subject to client agreement.</p> <p>Internal and external corners to be mitred.</p> <p>With a mastic sealant finish, colour to match sheet flooring</p>	
Ceiling	<p>Sektor 24mm Tru-grid Exposed T grid system; white; Tiles Sektor Puretone Tegular 600 x 600 ref 774068</p>	








Kitchen

Location	Finish	Image / Product
Doors	<p>Premdor solid core ash veneered faced flush doors, hardwood lippings, stainless steel ball race butt hinges. MDF door frame and stop. <b>to meet door fire <u>certificate requirement</u>.</b></p> <p>Frame and stop finished with one coat primer, two coats undercoat and one coat high gloss white, ICI Dulux Paint.</p> <p><b>Please refer to project door schedule.</b></p>	
Joinery	<p><b>Skirting:</b> 100 x 19 MDF skirting with round edge profile. Finished with one coat primer, two coats undercoat and one coat high gloss white. ICI Dulux Paint.</p> <p><b>Please note that all internal and external joints are to be mitred</b></p> <p><b>Architraves:</b> 70 x 18mm MDF architraves with round edge profile. Architraves and trims are to be sanded down, knot, stop. Finished with one coat primer, two coats undercoat and one coat high gloss.</p> <p><b>Please note that all internal and external joints are to be mitred</b></p> <p><b>Window Board:</b> Painted MDF with round edge profile. Size to suit opening on site. Finished with one coat primer, two coats undercoat and one coat high gloss white. ICI Dulux Paint.</p>	  
Fixtures, Fittings & Ironmongery	<p>Kitchen base units, worktop, sink and taps all subject to client agreement.</p> <p><b>Refer to indicative kitchen schedule.</b></p> <p>Dishwasher, under counter drinks fridge, fridge, cooker, hob and hood subject to client agreement.</p>	






## Corridor

Location	Finish	Image / Product
Walls	<p>All boards to have taped and filled joints ready to receive decoration.</p> <p>One mist and two full coats vinyl silk emulsion paint; Allow for redecoration. Chalk Blush 4 (Off white 50YR 83/010) - colour subject to client agreement.</p>	
Floor	<p>Polyflor Expona Control Wood PUR Weathered Country Plank, Ref: 6504</p> <p>Recessed Forbo Coral Welcome Matwell Colour to be Matrix, with black double wipers and black anodised aluminium scraper linking strips to main entrance. Supplied with edging strips, spacer strips and divider bars sized to suit.</p> <p>ELAR950 transition profile colour Lead (LRV: 12.77) refer <a href="http://gradus.co/elar950">gradus.co/elar950</a></p>	  
Ceiling	<p>As existing, allow for redecoration as required</p> <p>Please refer to individual ceiling layout plans, shown in indicative electrical layout plan.</p>	
Door	<p>Premdor solid core ash veneered faced flush doors, hardwood lippings, stainless steel ball race butt hinges. MDF door frame and stop. <b>to meet door fire <u>certificate requirement</u>.</b></p> <p>Frame and stop finished with one coat primer, two coats undercoat and one coat high gloss white, ICI Dulux Paint.</p> <p><b>Please refer to project door schedule.</b></p>	

Corridor



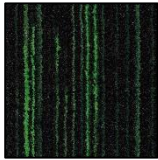



Location	Finish	Image / Product
Joinery	<p><b>Skirting:</b> 100 x 19 MDF skirting with round edge profile. Finished with one coat primer, two coats undercoat and one coat high gloss white. ICI Dulux Paint.</p> <p><b>Please note that all internal and external joints are to be mitred</b></p> <p><b>Architraves:</b> 70 x 18mm MDF architraves with round edge profile. Architraves and trims are to be sanded down, knot, stop. Finished with with one coat primer, two coats undercoat and one coat high gloss.</p> <p><b>Colour to match existing - subject to client agreement. Includes all architraves on corridor side.</b></p> <p><b>Please note that all internal and external joints are to be mitred</b></p> <p><b>Window Board:</b> Painted MDF with round edge profile. Size to suit opening on site. Finished with one coat primer, two coats undercoat and one coat high gloss white. ICI Dulux Paint.</p>	  
Fixtures, Fittings & Ironmongery	<p><b>Please refer to door detail information</b></p> <p>Pull Handles – A-Spec 22mm Bolt Fix Pull Handle - 250mm Centres - 316 Satin Stainless Steel, installed 1500mm from FFL to centre of handle. Ironmongery Direct Ref: 849641</p> <p>Butt Hinges – Enduro Radius twin ball bearing c/w hinge plates, satin stainless steel, 3 x 76 x 102mm, Ironmongery Direct ref: 298935</p> <p>Overhead Closer – Rutland TS9205 satin nickel, Ironmongery Direct ref: 448049</p> <p>Kick Plates – Satin Anodised Aluminium, 900mm, Ironmongery Direct, Ref: 170098 (to both sides)</p>	   

Corridor








Location	Finish	Image / Product
Fixtures, Fittings & Ironmongery continued	<p>Push Plate – Satin anodised aluminium, 300 x 73mm, TP Ref: 802531</p> <p>Fire Door Keep Shut sign, satin anodised aluminium, 75mm dia., Wickes Ref: 229112</p> <p>Fire Door Keep Clear sign, satin anodised aluminium, 75mm dia., Direct Signs, Ref: PA11-SAA, or similar and approved.</p> <p>Kick Plates – Satin Anodised Aluminium, 825mm, TP Ref: 523494 <b>(to be determined by door schedule)</b></p> <p>Door Stop – Oval satin anodised aluminium, TP Ref: 802541</p>	    








Lobby

Location	Finish	Image / Product
Walls	<p>All boards to have taped and filled joints ready to receive decoration.</p> <p>One mist and two full coats vinyl silk emulsion paint; Allow for redecoration. Chalk Blush 4 (Off white 50YR 83/010) - colour subject to client agreement.</p>	
Floor	<p>Polyflor Expona Control Wood PUR Weathered Country Plank, Ref: 6504</p> <p>Recessed Forbo Coral Welcome Matwell Colour to be Matrix, with black double wipers and black anodised aluminium scraper linking strips to main entrance. Supplied with edging strips, spacer strips and divider bars sized to suit.</p> <p>ELAR950 transition profile colour Lead (LRV: 12.77) refer <a href="http://gradus.co/elar950">gradus.co/elar950</a></p>	  
Ceiling	<p>15mm British Gypsum Wallboard TEN and skim where indicated. Moisture resistant boards to be used.</p> <p>All boards to have taped and filled joints ready to receive decoration.</p> <p>One mist and two full coats matt emulsion paint; Allow for redecoration where corridor meets new lobby Pure brilliant white (1013V) - colour subject to client agreement.</p>	
Door	<p>Premdor solid core ash veneered faced flush doors, hardwood lippings, stainless steel ball race butt hinges. MDF door frame and stop. <b>to meet door fire <u>certificate requirement</u>.</b></p> <p>Frame and stop finished with one coat primer, two coats undercoat and one coat high gloss white, ICI Dulux Paint.</p> <p><b>Please refer to project door schedule.</b></p>	







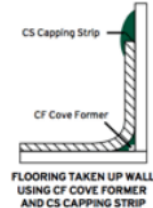
Lobby

Location	Finish	Image / Product
Joinery	<p><b>Skirting:</b> 100 x 19 MDF skirting with round edge profile. Finished with one coat primer, two coats undercoat and one coat high gloss white. ICI Dulux Paint.</p> <p><b>Please note that all internal and external joints are to be mitred</b></p> <p><b>Architraves:</b> 70 x 18mm MDF architraves with round edge profile. Architraves and trims are to be sanded down, knot, stop. Finished with one coat primer, two coats undercoat and one coat high gloss white ICI Dulux Paint.</p> <p><b>Please note that all internal and external joints are to be mitred</b></p> <p><b>Window Board:</b> Painted MDF with round edge profile. Size to suit opening on site. Finished with one coat primer, two coats undercoat and one coat high gloss white. ICI Dulux Paint.</p>	  
Fixtures, Fittings & Ironmongery	<p><b>Please refer to door detail information</b></p> <p>Pull Handles – A-Spec 22mm Bolt Fix Pull Handle - 250mm Centres - 316 Satin Stainless Steel, installed 1500mm from FFL to centre of handle. Ironmongery Direct Ref: 849641</p> <p>Butt Hinges – Enduro Radius twin ball bearing c/w hinge plates, satin stainless steel, 3 x 76 x 102mm, Ironmongery Direct ref: 298935</p> <p>Overhead Closer – Rutland TS9205 satin nickel, Ironmongery Direct ref: 448049</p> <p>Kick Plates – Satin Anodised Aluminium, 900mm, Ironmongery Direct, Ref: 170098 (to both sides)</p>	   





Lobby

Location	Finish	Image / Product
Fixtures, Fittings & Ironmongery continued	<p>Push Plate – Satin anodised aluminium, 300 x 73mm, TP Ref: 802531</p> <p>Fire Door Keep Shut sign, satin anodised aluminium, 75mm dia., Wickes Ref: 229112</p> <p>Fire Door Keep Clear sign, satin anodised aluminium, 75mm dia., Direct Signs, Ref: PA11-SAA, or similar and approved.</p> <p>Kick Plates – Satin Anodised Aluminium, 825mm, TP Ref: 523494 <b>(to be determined by door schedule)</b></p> <p>Door Stop – Oval satin anodised aluminium, TP Ref: 802541</p>	    






Unisex WC

Location	Finish	Image / Product
Walls	<p>15mm British Gypsum Wallboard TEN and skim where indicated. Moisture resistant boards to be used.</p> <p>Glasroc H Tilebacker board.</p> <p>Solus 'Revolution' range porcelain tiles - to cover full height of all walls. Colour 'Evolutionary'. 300 x 600 x 9mm Natural R10 Product code: 2KAN102.</p> <p>Tile edgings to be Durosol Aluminium Natural tile edging.</p> <p>Grout colour to be white</p> <p>IPS Panelling: Duct panel and frame set, to be full height. By Cubicle Systems, Premier Full Height (SGL) Access panels: SGL 13mm, with routed edges and black core.</p> <p>Colours to be: Gris Orage G059 FA Vert Imperial V110</p> <p>Surrounds: SGL 13mm, , with routed edges and black core.</p>	    
Floor	<p>Polyflor Safety - Polysafe Quattro PUR. Colour: 'Coastal Flint'. Colour subject to client agreement.</p> <p>Polyflor Ejecta CF cove former 38mm</p> <p>Polyflor Ejecta CS capping strip</p> <p>Internal and external corners to be mitred.</p>	 









## Unisex WC

Location	Finish	Image / Product
Ceiling	<p>15mm British Gypsum Wallboard TEN and skim where indicated. Moisture resistant boards to be used.</p> <p>All boards to have taped and filled joints ready to receive decoration.</p> <p>One mist and two full coats matt emulsion paint; Pure brilliant white (1013V) - colour subject to client agreement.</p>	
Doors	<p>Premdor solid core ash veneered faced flush doors, hardwood lippings, stainless steel ball race butt hinges, MDF door frame and stop. <b>to meet door fire <u>certificate requirement</u>.</b></p> <p>Frame and stop finished with one coat primer, two coats undercoat and one coat high gloss Gris Perle RAL 7040 (BS 18 B 19). ICI Dulux Paint.</p> <p><b>Please refer to project door schedule.</b></p>	
Joinery	<p><b>Architraves:</b> 70 x 18mm MDF architraves with round edge profile. Architraves and trims are to be sanded down, knot, stop. Finished with one coat primer, two coats undercoat and one coat high gloss white ICI Dulux Paint.</p> <p><b>Please note that all internal and external joints are to be mitred</b></p>	
Fixtures, Fittings & Ironmongery	<p>700x450mm acrylic mirrors with chrome dome headed screws above each wash hand basin.</p> <p>1 no Pro Coat Hook per cubicle, satin anodised aluminium, by Ironmongery Direct or similar and approved, Ref: 357529</p>	






Unisex WC

Location	Finish	Image / Product
Fixtures, Fittings & Ironmongery, continued	<p>Biodryer Biolite Eco hand dryer – Colour: White. By M&amp;E subcontractor.</p> <p>Concept Cube Close Coupled Toilet With Aquablade Technology, Ideal Standard Ref: E8229(01) (white)</p> <p>Concept Cube 550mm washbasin – short projection, 1 taphole with overflow. Ideal Standard Ref: E7992(01)</p> <p>By M&amp;E subcontractor.</p> <p>Taps - 2 no. SCBW113 Sanceram Thermostatic Mixing Valves Recommended safe hot water temperature for washbasin - maximum 41°C. By M&amp;E subcontractor.</p> <p>Door and wall grab rails: NRS Healthcare Plastic Fluted Grab Rail - White - 600mm, contrasting colour. Complete Care Ref: F19480</p> <p>NRS Healthcare Plastic Fluted Grab Rail - Blue - 600mm, contrasting colour. Complete Care Ref: L30519</p>	    

Unisex WC







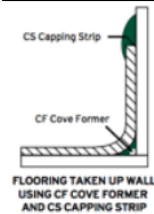

Location	Finish	Image / Product
Fixtures, Fittings & Ironmongery, continued	<p><b>Please refer to door detail information</b></p> <p>Pull Handles – A-Spec 22mm Bolt Fix Pull Handle - 250mm Centres - 316 Satin Stainless Steel, installed 1500mm from FFL to centre of handle. Ironmongery Direct Ref: 849641</p> <p>Butt Hinges – Enduro Radius twin ball bearing c/w hinge plates, satin stainless steel, 3 x 76 x 102mm, Ironmongery Direct ref: 298935</p> <p>Overhead Closer – Rutland TS9205 satin nickel, Ironmongery Direct ref: 448049</p> <p>Kick Plates – Satin Anodised Aluminium, 900mm, Ironmongery Direct, Ref: 170098 (to both sides)</p> <p>Door Stop – Oval satin anodised aluminium, TP Ref: 802541</p> <p>Push Plate – Satin anodised aluminium, 300 x 73mm, TP Ref: 802531</p> <p><b>Please refer to door detail information.</b></p> <p>Indicator bolt, satin, TP Ref: 726435</p> <p>Lever Handles – Round bar rose latch handle, satin stainless steel 19mm, TP Ref: 274397</p>	       

Unisex WC




Location	Finish	Image / Product
Fixtures, Fittings & Ironmongery, continued	<p>Unisex Toilet Sign, satin anodised aluminium, 75mm dia., Direct Signs, Ref: PA3-SAA, or similar and approved.</p> <p>Fire Door Keep Shut sign, satin anodised aluminium, 75mm dia., Wickes Ref: 229112</p> <p>Fire Door Keep Clear sign, satin anodised aluminium, 75mm dia., Direct Signs, Ref: PA11-SAA, or similar and approved.</p> <p>3 no. TORK SmartOne Toilet roll dispenser, Consortium</p> <p>3 no. Consortium Soap Dispensers</p>	    











Female WC

Location	Finish	Image / Product
Walls	<p>15mm British Gypsum Wallboard TEN and skim where indicated. Moisture resistant boards to be used.</p> <p>Glasroc H Tilebacker board.</p> <p>Solus 'Revolution' range porcelain tiles - to cover full height of all walls. Colour 'Evolutionary'. 300 x 600 x 9mm Natural R10 Product code: 2KAN102.</p> <p>Tile edgings to be Durosol Aluminium Natural tile edging.</p> <p>Grout colour to be white</p> <p>IPS Panelling: Duct panel and frame set, to be full height. By Cubicle Systems, Premier Full Height (SGL) Access panels: SGL 13mm, with routed edges and black core.</p> <p>Colours to be: Gris Orage G059 FA Rouge Cerise R036</p> <p>Surrounds: SGL 13mm, , with routed edges and black core.</p>	    
Floor	<p>Polyflor Safety - Polysafe Quattro PUR. Colour: 'Coastal Flint'. Colour subject to client agreement.</p> <p>Polyflor Ejecta CF cove former 38mm</p> <p>Polyflor Ejecta CS capping strip</p> <p>Internal and external corners to be mitred</p>	 
Ceiling	<p>Sektor 24mm Tru-grid Exposed T grid system; white; Tiles Sektor Puretone Tegular 600 x 600 ref 774068</p>	

Female WC

Location	Finish	Image / Product
Doors, continued	<p>Premdor solid core ash veneered faced flush doors, hardwood lippings, stainless steel ball race butt hinges. MDF door frame and stop. <b>to meet door fire <u>certificate requirement</u>.</b></p> <p>Frame and stop finished with one coat primer, two coats undercoat and one coat high gloss Gris Perle RAL 7040 (BS 18 B 19). ICI Dulux Paint.</p> <p><b>Please refer to project door schedule.</b></p>	
Joinery	<p><b>Architraves:</b> 70 x 18mm MDF architraves with round edge profile. Architraves and trims are to be sanded down, knot, stop. Finished with one coat primer, two coats undercoat and one coat high gloss Gris Perle RAL 7040 (BS 18 B 19). ICI Dulux Paint.</p> <p><b>Please note that all internal and external joints are to be mitred</b></p>	
Fixtures, Fittings & Ironmongery	<p>700x450mm acrylic mirrors with chrome dome headed screws above each wash hand basin.</p> <p>1 no Pro Coat Hook per cubicle, satin anodised aluminium, by Ironmongery Direct or similar and approved, Ref: 357529</p> <p>Biodryer Biolite Eco hand dryer – Colour: White. By M&amp;E subcontractor.</p> <p>Concept Cube Close Coupled Toilet With Aquablade Technology, Ideal Standard Ref: E8229(01) (white)</p>	


Female WC

Location	Finish	Image / Product
Fixtures, Fittings & Ironmongery, continued	<p>Connect Air 54cm Short Projection Vanity Washbasin, 1 taphole with overflow. Ideal Standard Ref: E0296(01)</p> <p>By M&amp;E subcontractor.</p> <p>Venesta HPL double vanity unit or similar</p> <p>Taps - 2 no. SCBW113 Sanceram Thermostatic Mixing Valves Recommended safe hot water temperature for washbasin - maximum 41°C. By M&amp;E subcontractor.</p> <p>Door and wall grab rails: NRS Healthcare Plastic Fluted Grab Rail - White - 600mm, contrasting colour. Complete Care Ref: F19480</p> <p>NRS Healthcare Plastic Fluted Grab Rail - Blue - 600mm, contrasting colour. Complete Care Ref: L30519</p> <p><b>Please refer to door detail information</b></p> <p>Pull Handles – A-Spec 22mm Bolt Fix Pull Handle - 250mm Centres - 316 Satin Stainless Steel, installed 1500mm from FFL to centre of handle. Ironmongery Direct Ref: 849641</p> <p>Butt Hinges – Enduro Radius twin ball bearing c/w hinge plates, satin stainless steel, 3 x 76 x 102mm, Ironmongery Direct ref: 298935</p> <p>Overhead Closer – Rutland TS9205 satin nickel, Ironmongery Direct ref: 448049</p>	       







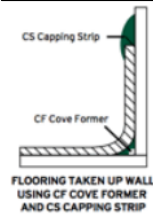

Female WC

Location	Finish	Image / Product
Fixtures, Fittings & Ironmongery, continued	<p>Kick Plates – Satin Anodised Aluminium, 900mm, Ironmongery Direct, Ref: 170098 (to both sides)</p> <p>Door Stop – Oval satin anodised aluminium, TP Ref: 802541</p> <p>Push Plate – Satin anodised aluminium, 300 x 73mm, TP Ref: 802531</p> <p><b>Please refer to door detail information.</b></p> <p>Indicator bolt, satin, TP Ref: 726435</p> <p>Lever Handles – Round bar rose latch handle, satin stainless steel 19mm, TP Ref: 274397</p> <p>Ladies Toilet Sign, satin anodised aluminium, 75mm dia., Direct Signs Ref: PA2-SAA, or similar and approved.</p> <p>Fire Door Keep Shut sign, satin anodised aluminium, 75mm dia., Wickes Ref: 229112</p> <p>Fire Door Keep Clear sign, satin anodised aluminium, 75mm dia., Direct Signs, Ref: PA11-SAA, or similar and approved.</p>	       







Female WC

Location	Finish	Image / Product
Fixtures, Fittings & Ironmongery, continued	3 no. TORK SmartOne Toilet roll dispenser, Consortium  3 no. Consortium Soap Dispensers	







Male WC

Location	Finish	Image / Product
Walls	<p>15mm British Gypsum Wallboard TEN and skim where indicated. Moisture resistant boards to be used.</p> <p>Glasroc H Tilebacker board.</p> <p>Solus 'Revolution' range porcelain tiles - to cover full height of all walls. Colour 'Evolutionary'. 300 x 600 x 9mm Natural R10 Product code: 2KAN102.</p> <p>Tile edgings to be Durosol Aluminium Natural tile edging.</p> <p>Grout colour to be white</p> <p>IPS Panelling: Duct panel and frame set, to be full height. By Cubicle Systems, Premier Full Height (SGL) Access panels: SGL 13mm, with routed edges and black core.</p> <p>Colours to be: Gris Orage G059 FA Rouge Cerise R036</p> <p>Surrounds: SGL 13mm, , with routed edges and black core.</p>	    
Floor	<p>Polyflor Safety - Polysafe Quattro PUR. Colour: 'Coastal Flint'. Colour subject to client agreement.</p> <p>Polyflor Ejecta CF cove former 38mm</p> <p>Polyflor Ejecta CS capping strip</p> <p>Internal and external corners to be mitred</p>	 
Ceiling	<p>Sektor 24mm Tru-grid Exposed T grid system; white; Tiles Sektor Puretone Tegular 600 x 600 ref 774068</p>	

Male WC

Location	Finish	Image / Product
Doors, continued	<p>Premdor solid core ash veneered faced flush doors, hardwood lippings, stainless steel ball race butt hinges. MDF door frame and stop. <b>to meet door fire <u>certificate requirement</u>.</b></p> <p>Frame and stop finished with one coat primer, two coats undercoat and one coat high gloss Gris Perle RAL 7040 (BS 18 B 19). ICI Dulux Paint.</p> <p><b>Please refer to project door schedule.</b></p>	
Joinery	<p><b>Architraves:</b> 70 x 18mm MDF architraves with round edge profile. Architraves and trims are to be sanded down, knot, stop. Finished with one coat primer, two coats undercoat and one coat high gloss Gris Perle RAL 7040 (BS 18 B 19). ICI Dulux Paint.</p> <p><b>Please note that all internal and external joints are to be mitred</b></p>	
Fixtures, Fittings & Ironmongery	<p>700x450mm acrylic mirrors with chrome dome headed screws above each wash hand basin.</p> <p>1 no Pro Coat Hook per cubicle, satin anodised aluminium, by Ironmongery Direct or similar and approved, Ref: 357529</p> <p>Biodryer Biolite Eco hand dryer – Colour: White. By M&amp;E subcontractor.</p> <p>Concept Cube Close Coupled Toilet With Aquablade Technology, Ideal Standard Ref: E8229(01) (white)</p>	   

Male WC


Location	Finish	Image / Product
Fixtures, Fittings & Ironmongery, continued	<p>Sanura Bowl Urinal 50cm, Ideal Standard Ref: S6100(01) domed waste, trap, hangers, exposed spreader top inlet and urinal flushpipes for use with 2 no. urinals</p> <p>Regal Exposed Auto Cistern, Ideal Standard Ref: S1128/S1154/S1129 (to be sized by M&amp;E contractor)</p> <p>Armitage Shanks Urinal Division Vitreous China - Hanger &amp; Screw S612001, PlumbNation Ref: 138891</p> <p>Connect Air 54cm Short Projection Vanity Washbasin, 1 taphole with overflow. Ideal Standard Ref: E0296(01)</p> <p>By M&amp;E subcontractor.</p> <p>Venesta HPL double vanity unit or similar</p> <p>Taps - 2 no. SCBW113 Sanceram Thermostatic Mixing Valves Recommended safe hot water temperature for washbasin - maximum 41°C. By M&amp;E subcontractor.</p>	     








Male WC

Location	Finish	Image / Product
Fixtures, Fittings & Ironmongery, continued	<p>Door and wall grab rails: NRS Healthcare Plastic Fluted Grab Rail - White - 600mm, contrasting colour. Complete Care Ref: F19480</p> <p>NRS Healthcare Plastic Fluted Grab Rail - Blue - 600mm, contrasting colour. Complete Care Ref: L30519</p> <p><b>Please refer to door detail information</b></p> <p>Pull Handles – A-Spec 22mm Bolt Fix Pull Handle - 250mm Centres - 316 Satin Stainless Steel, installed 1500mm from FFL to centre of handle. Ironmongery Direct Ref: 849641</p> <p>Butt Hinges – Enduro Radius twin ball bearing c/w hinge plates, satin stainless steel, 3 x 76 x 102mm, Ironmongery Direct ref: 298935</p> <p>Overhead Closer – Rutland TS9205 satin nickel, Ironmongery Direct ref: 448049</p> <p>Kick Plates – Satin Anodised Aluminium, 900mm, Ironmongery Direct, Ref: 170098 (to both sides)</p> <p>Door Stop – Oval satin anodised aluminium, TP Ref: 802541</p> <p>Push Plate – Satin anodised aluminium, 300 x 73mm, TP Ref: 802531</p>	       










Male WC

Location	Finish	Image / Product
Fixtures, Fittings & Ironmongery, continued	<p><b>Please refer to door detail information.</b></p> <p>Indicator bolt, satin, TP Ref: 726435</p> <p>Lever Handles – Round bar rose latch handle, satin stainless steel 19mm, TP Ref: 274397</p> <p>Mens Toilet Sign, satin anodised aluminium, 75mm dia., Direct Signs Ref: PA1-SAA, or similar and approved.</p> <p>Fire Door Keep Shut sign, satin anodised aluminium, 75mm dia., Wickes Ref: 229112</p> <p>Fire Door Keep Clear sign, satin anodised aluminium, 75mm dia., Direct Signs, Ref: PA11-SAA, or similar and approved.</p> <p>3 no. TORK SmartOne Toilet roll dispenser, Consortium</p> <p>3 no. Consortium Soap Dispensers</p>	





## Office

Location	Finish	Image / Product
Walls	<p>All boards to have taped and filled joints ready to receive decoration.</p> <p>One mist and two full coats vinyl silk emulsion paint; Allow for redecoration. Chalk Blush 4 (Off white 50YR 83/010) - colour subject to client agreement.</p>	
Floor	<p>Carpet tiles to be JHS tufted 1/12" loop. 500mm x 500mm. Type: Wave Length, colour 965 Slate</p>	
Ceiling	<p>Sektor 24mm Tru-grid Exposed T grid system; white; Tiles Sektor Puretone Tegular 600 x 600 ref 774068</p>	
Doors	<p>Premdor solid core ash veneered faced flush doors, hardwood lippings, stainless steel ball race butt hinges. MDF door frame and stop. <b>to meet door fire <u>certificate requirement</u>.</b></p> <p>Frame and stop finished with one coat primer, two coats undercoat and one coat high gloss Gris Perle RAL 7040 (BS 18 B 19). ICI Dulux Paint.</p> <p><b>Please refer to project door schedule.</b></p>	
Joinery	<p><b>Skirting:</b> 100 x 19 MDF skirting with round edge profile. Finished with one coat primer, two coats undercoat and one coat high gloss. ICI Dulux Paint.</p> <p>Please note that all internal and external joints are to be mitred</p>	



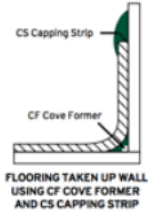


Office

Location	Finish	Image / Product
Joinery, continued	<p><b>Architraves:</b> 70 x 18mm MDF architraves with round edge profile. Architraves and trims are to be sanded down, knot, stop. Finished with with one coat primer, two coats undercoat and one coat high gloss white ICI Dulux Paint.</p> <p><b>Please note that all internal and external joints are to be mitred</b></p> <p><b>Window Board:</b> Painted MDF with round edge profile. Size to suit opening on site. Finished with one coat primer, two coats undercoat and one coat high gloss white. ICI Dulux Paint.</p>	 
Fixtures, Fittings & Ironmongery	<p><b>Please refer to door detail information.</b></p> <p>Butt Hinges – Firestop Hinge 2ball bearing c/w hinge plates, satin steel, 3 x 76 x 102mm, TP Ref: 275010</p> <p>Handle &amp; digital lock to be interlinked with fire alarm system.</p> <p>Mortice lock 5 lever 64mm, satin stainless steel, TP Ref: 802504</p> <p>Euro profile escutcheon, satin anodised aluminium, TP Ref: 274954</p> <p>Lever Handles – Round bar rose latch handle, satin stainless steel 19mm, TP Ref: 274397</p> <p>Overhead Closer – Rutland TS9205 satin nickel, Ironmongery Direct ref: 448049</p> <p>Kick Plates – Satin Anodised Aluminium, 900mm, Ironmongery Direct, Ref: 170098 (to both sides)</p>	      







Office

Location	Finish	Image / Product
Fixtures, Fittings & Ironmongery continued	<p>Push Plate – Satin anodised aluminium, 300 x 73mm, TP Ref: 802531</p> <p>Fire Door Keep Shut sign, satin anodised aluminium, 75mm dia., Wickes Ref: 229112</p> <p>Fire Door Keep Clear sign, satin anodised aluminium, 75mm dia., Direct Signs, Ref: PA11-SAA, or similar and approved.</p> <p>Door Stop – Oval satin anodised aluminium, TP Ref: 802541</p>	   






## Inclusive DDA WC

Location	Finish	Image / Product
Walls	<p>Paint grade blockwork with flush pointing up to skirting level, allow for redecoration to existing walls.</p> <p>One mist and two full coats vinyl silk emulsion paint; Chalk Blush 4 (Off white 50YR 83/010) - colour subject to client agreement.</p>	
Floor	<p>Polyflor Safety - Polysafe Quattro PUR. Colour: 'Coastal Flint'. Colour subject to client agreement.</p> <p>Polyflor Ejecta CF cove former 38mm</p> <p>Polyflor Ejecta CS capping strip</p> <p>Internal and external corners to be mitred</p> <p>With a mastic sealant finish, colour to match sheet flooring</p>	 
Ceiling	<p>15mm British Gypsum Wallboard TEN and skim where indicated.</p> <p>Moisture resistant boards to be used.</p> <p>All boards to have taped and filled joints ready to receive decoration.</p> <p>One mist and two full coats matt emulsion paint; Pure brilliant white (1013V) - colour subject to client agreement.</p>	
Doors	<p>Premdor solid core ash veneered faced flush doors, hardwood lippings, stainless steel ball race butt hinges. MDF door frame and stop. <b>to meet door fire <u>certificate requirement</u>.</b></p> <p>Frame and stop finished with one coat primer, two coats undercoat and one coat high gloss Gris Perle RAL 7040 (BS 18 B 19). ICI Dulux Paint.</p> <p><b>Please refer to project door schedule.</b></p>	

Inclusive DDA WC








Location	Finish	Image / Product
Joinery	<p><b>Architraves:</b> 70 x 18mm MDF architraves with round edge profile. Architraves and trims are to be sanded down, knot, stop. Finished with with one coat primer, two coats undercoat and one coat high gloss white ICI Dulux Paint.</p> <p><b>Please note that all internal and external joints are to be mitred</b></p>	
Fixtures, Fittings & Ironmongery	<p>700x450mm acrylic mirrors with chrome dome headed screws above each wash hand basin.</p> <p>1 no Pro Coat Hook per cubicle, satin anodised aluminium, by Ironmongery Direct or similar and approved, Ref: 357529</p> <p>Biodryer Biolite Eco hand dryer – Colour: White. By M&amp;E subcontractor.</p> <p>SanCeram Close Coupled WC Doc M Pack – Right handed pack (Includes Close coupled WC pan and cistern, WC seat, Single tap hole wash hand basin, Strainer waste, Bottle trap, TMV3 sequential mixer tap, 5 x Straight grab rails, 1 x Hinged grab rail). Colour white – subject to client agreement.</p> <p>Consideration should be given to safe hot water delivery and the use of an appropriate temperature reduction device.</p> <p>Iflo Cascada wash hand basin, 550 x 450mm, 2 tap holes. Ref: 685887. By M&amp;E subcontractor.</p>	    

Inclusive DDA WC


Location	Finish	Image / Product
Fixtures, Fittings & Ironmongery continued	<p>Horizontal wall-mounted baby changing unit MH42, magrini.co.uk</p> <p>Door Stop – Oval satin anodised aluminium, TP Ref: 802541</p> <p>Equality Act &amp; BS8300 compliant lock and indicator bolt. Ironmongery Direct, Ref: 897694, or similar and approved.</p> <p>Inclusive Toilet Sign, satin anodised aluminium, 75mm dia., Direct Signs, Ref: PA4-SAA, or similar and approved.</p> <p>Unisex Toilet Sign, satin anodised aluminium, 75mm dia., Direct Signs, Ref: PA3-SAA, or similar and approved.</p> <p>Baby Change Sign, satin anodised aluminium, 75mm dia., Direct Signs, Ref: PA13-SAA, or similar and approved.</p> <p>Door grab rail, Rothley J404BW, 610mm, contrasting colour.</p>	      








Inclusive DDA WC

Location	Finish	Image / Product
Fixtures, Fittings & Ironmongery continued	<p>Fire Door Keep Shut sign, satin anodised aluminium, 75mm dia., Wickes Ref: 229112</p> <p>Fire Door Keep Clear sign, satin anodised aluminium, 75mm dia., Direct Signs, Ref: PA11-SAA, or similar and approved.</p> <p>1 no. TORK SmartOne Toilet roll dispenser, Consortium</p> <p>2 no. Consortium Soap Dispensers</p> <p>Pull Handles – A-Spec 22mm Bolt Fix Pull Handle - 250mm Centres - 316 Satin Stainless Steel, installed 1500mm from FFL to centre of handle. Ironmongery Direct Ref: 849641</p> <p>Kick Plates – Satin Anodised Aluminium, 900mm, Ironmongery Direct, Ref: 170098 (to both sides)</p> <p>Butt Hinges – Enduro Radius twin ball bearing c/w hinge plates, satin stainless steel, 3 x 76 x 102mm, Ironmongery Direct ref: 298935</p>	      










Inclusive DDA WC

Location	Finish	Image / Product
Fixtures, Fittings & Ironmongery Continued	<p>Push Plate – Satin anodised aluminium, 300 x 73mm, TP Ref: 802531</p> <p>Overhead Closer – Rutland TS9205 satin nickel, Ironmongery Direct ref: 448049</p>	





## Store

Location	Finish	Image / Product
Walls	<p>Paint grade blockwork with flush pointing up to skirting level, allow for redecoration to existing walls.</p> <p>One mist and two full coats vinyl silk emulsion paint; Chalk Blush 4 (Off white 50YR 83/010) - colour subject to client agreement.</p>	
Floor	<p>Polyflor Expona Control Wood PUR Weathered Country Plank</p> <p>Ref: 6504</p>	
Ceiling	<p>15mm British Gypsum Wallboard TEN and skim where indicated.</p> <p>Moisture resistant boards to be used.</p> <p>All boards to have taped and filled joints ready to receive decoration.</p> <p>One mist and two full coats matt emulsion paint; Pure brilliant white (1013V) - colour subject to client agreement.</p>	
Doors	<p>Premdor solid core ash veneered faced flush doors, hardwood lippings, stainless steel ball race butt hinges. MDF door frame and stop. <b>to meet door fire <u>certificate requirement</u>.</b></p> <p>Frame and stop finished with one coat primer, two coats undercoat and one coat high gloss Gris Perle RAL 7040 (BS 18 B 19). ICI Dulux Paint.</p> <p><b>Please refer to project door schedule.</b></p>	
Joinery	<p><b>Skirting:</b> 100 x 19 MDF skirting with round edge profile. Finished with one coat primer, two coats undercoat and one coat high gloss white. ICI Dulux Paint.</p> <p><b>Please note that all internal and external joints are to be mitred</b></p>	



Store

Location	Finish	Image / Product
Joinery continued	<p><b>Architraves:</b> 70 x 18mm MDF architraves with round edge profile. Architraves and trims are to be sanded down, knot, stop. Finished with with one coat primer, two coats undercoat and one coat high gloss white ICI Dulux Paint.</p> <p><b>Please note that all internal and external joints are to be mitred</b></p>	
Fixtures, Fittings & Ironmongery	<p><b>Please refer to door detail information.</b></p> <p>Butt Hinges – Firestop Hinge 2ball bearing c/w hinge plates, satin steel, 3 x 76 x 102mm, TP Ref: 275010</p> <p>Mortice lock 5 lever 64mm, satin stainless steel, TP Ref: 802504</p> <p>Euro profile escutcheon, satin anodised aluminium, TP Ref: 274954</p> <p>Lever Handles – Round bar rose latch handle, satin stainless steel 19mm, TP Ref: 274397</p> <p>Overhead Closer – Rutland TS9205 satin nickel, Ironmongery Direct ref: 448049</p> <p>Kick Plates – Satin Anodised Aluminium, 900mm, Ironmongery Direct, Ref: 170098 (to both sides)</p> <p>Door Stop – Oval satin anodised aluminium, TP Ref: 802541</p> <p>Fire Door Keep Locked sign, satin anodised aluminium 75mm. TP Ref: 274967</p>	       

## Community Storage

Location	Finish	Image / Product
Walls	<p>Paint grade blockwork with flush pointing up to skirting level, allow for redecoration to existing walls.</p> <p>One mist and two full coats vinyl silk emulsion paint; Chalk Blush 4 (Off white 50YR 83/010) - colour subject to client agreement.</p>	
Floor	<p>Floor slab to be consistent in colour and without localised deviations or patchiness in either colour of surface finish, no rippling or lipping to joints or score marks from the power float finish procedures.</p> <p>The floor slab is to finish inline with the door thresholds and the yard slab should be laid to fall away from this threshold to prevent water ponding in front of the roller shutter door.</p> <p>Floor to be polished and sealed</p>	
Ceiling	<p>15mm British Gypsum Wallboard TEN and skim where indicated.</p> <p>Moisture resistant boards to be used.</p> <p>All boards to have taped and filled joints ready to receive decoration.</p> <p>One mist and two full coats matt emulsion paint; Pure brilliant white (1013V) - colour subject to client agreement.</p>	
Doors	<p>Premdor solid core ash veneered faced flush doors, hardwood lippings, stainless steel ball race butt hinges. MDF door frame and stop. <b>to meet door fire <u>certificate requirement</u>.</b></p> <p>Frame and stop finished with one coat primer, two coats undercoat and one coat high gloss Gris Perle RAL 7040 (BS 18 B 19). ICI Dulux Paint.</p> <p><b>Please refer to project door schedule.</b></p>	
Joinery	<p><b>Skirting:</b> 100 x 19 MDF skirting with round edge profile. Finished with one coat primer, two coats undercoat and one coat high gloss white. ICI Dulux Paint.</p> <p><b>Please note that all internal and external joints are to be mitred</b></p>	





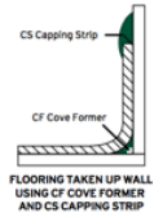

Community Storage

Location	Finish	Image / Product
Joinery continued	<p><b>Architraves:</b> 70 x 18mm MDF architraves with round edge profile. Architraves and trims are to be sanded down, knot, stop. Finished with with one coat primer, two coats undercoat and one coat high gloss white ICI Dulux Paint.</p> <p><b>Please note that all internal and external joints are to be mitred</b></p>	
Fixtures, Fittings & Ironmongery	<p><b>Please refer to door detail information.</b></p> <p>Butt Hinges – Firestop Hinge 2ball bearing c/w hinge plates, satin steel, 3 x 76 x 102mm, TP Ref: 275010</p> <p>Mortice lock 5 lever 64mm, satin stainless steel, TP Ref: 802504</p> <p>Euro profile escutcheon, satin anodised aluminium, TP Ref: 274954</p> <p>Lever Handles – Round bar rose latch handle, satin stainless steel 19mm, TP Ref: 274397</p> <p>Overhead Closer – Rutland TS9205 satin nickel, Ironmongery Direct ref: 448049</p> <p>Kick Plates – Satin Anodised Aluminium, 900mm, Ironmongery Direct, Ref: 170098 (to both sides)</p> <p>Door Stop – Oval satin anodised aluminium, TP Ref: 802541</p> <p>Fire Door Keep Locked sign, satin anodised aluminium 75mm. TP Ref: 274967</p> <p>Metal staircase and guarding at mezzanine storage deck to comply with ADK</p>	

Community Storage





Location	Finish	Image / Product
Fixtures, Fittings & Ironmongery continued	<p><b><u>Approved Document K</u></b></p> <p>All stairs, ladders and walkways by others and to be detailed and designed in accordance with approved document K and BS5395-3 or BS 4211.</p> <p>Minimum headroom of 2m top be achieved for all stairs. The minimum width of the stairs between handrails to be at least 1000mm. All landings must be kept clear of obstructions.</p> <p>Handrails to be detailed and designed by the the contractor in accordance with ADK1.</p> <p>Mezzanine guarding to be in accordance with ADK2 diagram 3.1 and BS EN 1991-1-1 and be fully detailed and designed by others. The minimum height should be 1100mm.</p> <p>New glazing in critical locations to be provided in accordance with Guidance in BS 6206 and ADK4.</p> <p>Manifestation to be provided to any full height glazed screens between 850mm and 1000mm and 1400-1600mm above floor level. Minimum standards in K4 for door manifestation and vision lines to be achieved.</p> <p>Provision must be made within the building management plan to address the risk to occupants from impact with a vehicle where a vehicle enters the building. To be provided by the client.</p>	

Kitchenette










Location	Finish	Image / Product
Walls	<p>15mm British Gypsum Wallboard TEN and skim where indicated. Moisture resistant boards to be used.</p> <p>One mist and two full coats vinyl silk emulsion paint; Chalk Blush 4 (Off white 50YR 83/010) - colour subject to client agreement.</p> <p>Glasroc H Tilebacker board.</p> <p>Wet areas in kitchen;</p> <p>Splash back over all benching Brick effect tile to be 200 x 100 and taken 500mm high. Colour subject to client agreement - see adjacent colour suggestion. tile trim, to all leading edges; extent to full width/length of worktops and sinks. splashback;</p> <p>Tile edgings to be Durosol Aluminium Natural tile edging.</p> <p>Grout colour to be white</p>	  
Floor	<p>Vinyl Sheet flooring; Polyflor Homogenous - XL PU – colour 'Pumice'. Colour subject to client agreement.</p> <p>Polyflor Ejecta CF cove former 38mm</p> <p>Polyflor Ejecta CS capping strip</p> <p>Internal and external corners to be mitred</p> <p>With a mastic sealant finish, colour to match sheet flooring</p>	 
Ceiling	<p>Sektor 24mm Tru-grid Exposed T grid system; white; Tiles Sektor Puretone Tegular 600 x 600 ref 774068</p>	




Kitchenette

Location	Finish	Image / Product
Doors	<p>Premdor solid core ash veneered faced flush doors, hardwood lippings, stainless steel ball race butt hinges. MDF door frame and stop. <b>to meet door fire <u>certificate requirement</u>.</b></p> <p>Frame and stop finished with one coat primer, two coats undercoat and one coat high gloss Gris Perle RAL 7040 (BS 18 B 19). ICI Dulux Paint.</p> <p><b>Please refer to project door schedule.</b></p>	
Joinery	<p><b>Skirting:</b> 100 x 19 MDF skirting with round edge profile. Finished with one coat primer, two coats undercoat and one coat high gloss white. ICI Dulux Paint.</p> <p><b>Please note that all internal and external joints are to be mitred</b></p> <p><b>Architraves:</b> 70 x 18mm MDF architraves with round edge profile. Architraves and trims are to be sanded down, knot, stop. Finished with one coat primer, two coats undercoat and one coat high gloss.</p> <p><b>Colour to match existing - subject to client agreement. Includes all architraves on corridor side.</b></p> <p><b>Please note that all internal and external joints are to be mitred</b></p> <p><b>Window Board:</b> Painted MDF with round edge profile. Size to suit opening on site. Finished with one coat primer, two coats undercoat and one coat high gloss white. ICI Dulux Paint.</p>	  
Fixtures, Fittings & Ironmongery	<p>Kitchen base units, worktop, sink and taps all subject to client agreement.</p> <p><b>Refer to indicative kitchenette schedule.</b></p> <p>Dishwasher, under counter drinks fridge, fridge, cooker, hob and hood subject to client agreement.</p>	






Kitchenette

Location	Finish	Image / Product
Fixtures, Fittings & Ironmongery continued	<p><b>Please refer to door detail information.</b></p> <p>Butt Hinges – Firestop Hinge 2ball bearing c/w hinge plates, satin steel, 3 x 76 x 102mm, TP Ref: 275010</p> <p>Mortice lock 5 lever 64mm, satin stainless steel, TP Ref: 802504</p> <p>Euro profile escutcheon, satin anodised aluminium, TP Ref: 274954</p> <p>Lever Handles – Round bar rose latch handle, satin stainless steel 19mm, TP Ref: 274397</p> <p>Overhead Closer – Rutland TS9205 satin nickel, Ironmongery Direct ref: 448049</p> <p>Kick Plates – Satin Anodised Aluminium, 900mm, Ironmongery Direct, Ref: 170098 (to both sides)</p> <p>Door Stop – Oval satin anodised aluminium, TP Ref: 802541</p> <p>Fire Door Keep Shut sign, satin anodised aluminium, 75mm dia., Wickes Ref: 229112</p> <p>Fire Door Keep Clear sign, satin anodised aluminium, 75mm dia., Direct Signs, Ref: PA11-SAA, or similar and approved.</p>	        







Kitchenette

Location	Finish	Image / Product
Fixtures, Fittings & Ironmongery continued	B&L Fire Stopper Roller Shutters (serving hatch), 60 min FR Or similar approved	

Community Hall

Location	Finish	Image / Product
Walls	<p>Paint grade blockwork with flush pointing up to skirting level, allow for redecoration to existing walls.</p> <p>One mist and two full coats vinyl silk emulsion paint; Chalk Blush 4 (Off white 50YR 83/010) - colour subject to client agreement.</p>	
Floor	<p>Polyflor Expona Control Wood PUR Weathered Country Plank</p> <p>Ref: 6504</p>	
Ceiling	<p>15mm British Gypsum Wallboard TEN and skim where indicated.</p> <p>Moisture resistant boards to be used.</p> <p>All boards to have taped and filled joints ready to receive decoration.</p> <p>One mist and two full coats matt emulsion paint; Pure brilliant white (1013V) - colour subject to client agreement.</p>	
Doors	<p>Premdor solid core ash veneered faced flush doors, hardwood lippings, stainless steel ball race butt hinges. MDF door frame and stop. <b>to meet door fire <u>certificate requirement</u>.</b></p> <p>Frame and stop finished with one coat primer, two coats undercoat and one coat high gloss Gris Perle RAL 7040 (BS 18 B 19). ICI Dulux Paint.</p> <p><b>Please refer to project door schedule.</b></p>	
Joinery	<p><b>Skirting:</b> 100 x 19 MDF skirting with round edge profile. Finished with one coat primer, two coats undercoat and one coat high gloss white. ICI Dulux Paint.</p> <p><b>Please note that all internal and external joints are to be mitred</b></p>	

Community Hall

Location	Finish	Image / Product
Joinery continued	<p><b>Architraves:</b> 70 x 18mm MDF architraves with round edge profile. Architraves and trims are to be sanded down, knot, stop. Finished with with one coat primer, two coats undercoat and one coat high gloss.</p> <p><b>Please note that all internal and external joints are to be mitred</b></p> <p><b>Window Board:</b> Painted MDF with round edge profile. Size to suit opening on site. Finished with one coat primer, two coats undercoat and one coat high gloss white. ICI Dulux Paint.</p>	 
Fixtures, Fittings & Ironmongery	<p><b>Please refer to door detail information</b></p> <p>Pull Handles – A-Spec 22mm Bolt Fix Pull Handle - 250mm Centres - 316 Satin Stainless Steel, installed 1500mm from FFL to centre of handle. Ironmongery Direct Ref: 849641</p> <p>Butt Hinges – Enduro Radius twin ball bearing c/w hinge plates, satin stainless steel, 3 x 76 x 102mm, Ironmongery Direct ref: 298935</p> <p>Overhead Closer – Rutland TS9205 satin nickel, Ironmongery Direct ref: 448049</p> <p>Kick Plates – Satin Anodised Aluminium, 900mm, Ironmongery Direct, Ref: 170098 (to both sides)</p>	   

Community Hall

Location	Finish	Image / Product
Fixtures, Fittings & Ironmongery continued	<p>Push Plate – Satin anodised aluminium, 300 x 73mm, TP Ref: 802531</p> <p>Fire Door Keep Shut sign, satin anodised aluminium, 75mm dia., Wickes Ref: 229112</p> <p>Fire Door Keep Clear sign, satin anodised aluminium, 75mm dia., Direct Signs, Ref: PA11-SAA, or similar and approved.</p> <p>Kick Plates – Satin Anodised Aluminium, 825mm, TP Ref: 523494 <b>(to be determined by door schedule)</b></p> <p>Door Stop – Oval satin anodised aluminium, TP Ref: 802541</p>	