

The site is surrounded with low level concrete walling with decorative metal fencing above to the Southern and Western sides and chainlink fencing to the Northern side.

Southern & Western Boundary

In conjunction with the weed and plant renewal works, once the walls are clear of excess weeds they shall be pressure washed to remove dirt and debris. Once cleaned the walls shall be checked for damage to the render.

Inspection of walling to identify damaged and loose render. Removal of loose material back to a firm substrate. Render beads to be reshaped or replaced where damaged with new stainless steel items to suit.

General dirt & weathering to concrete wall. Pair metal fence & gate weathered & flaking

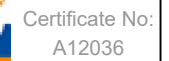
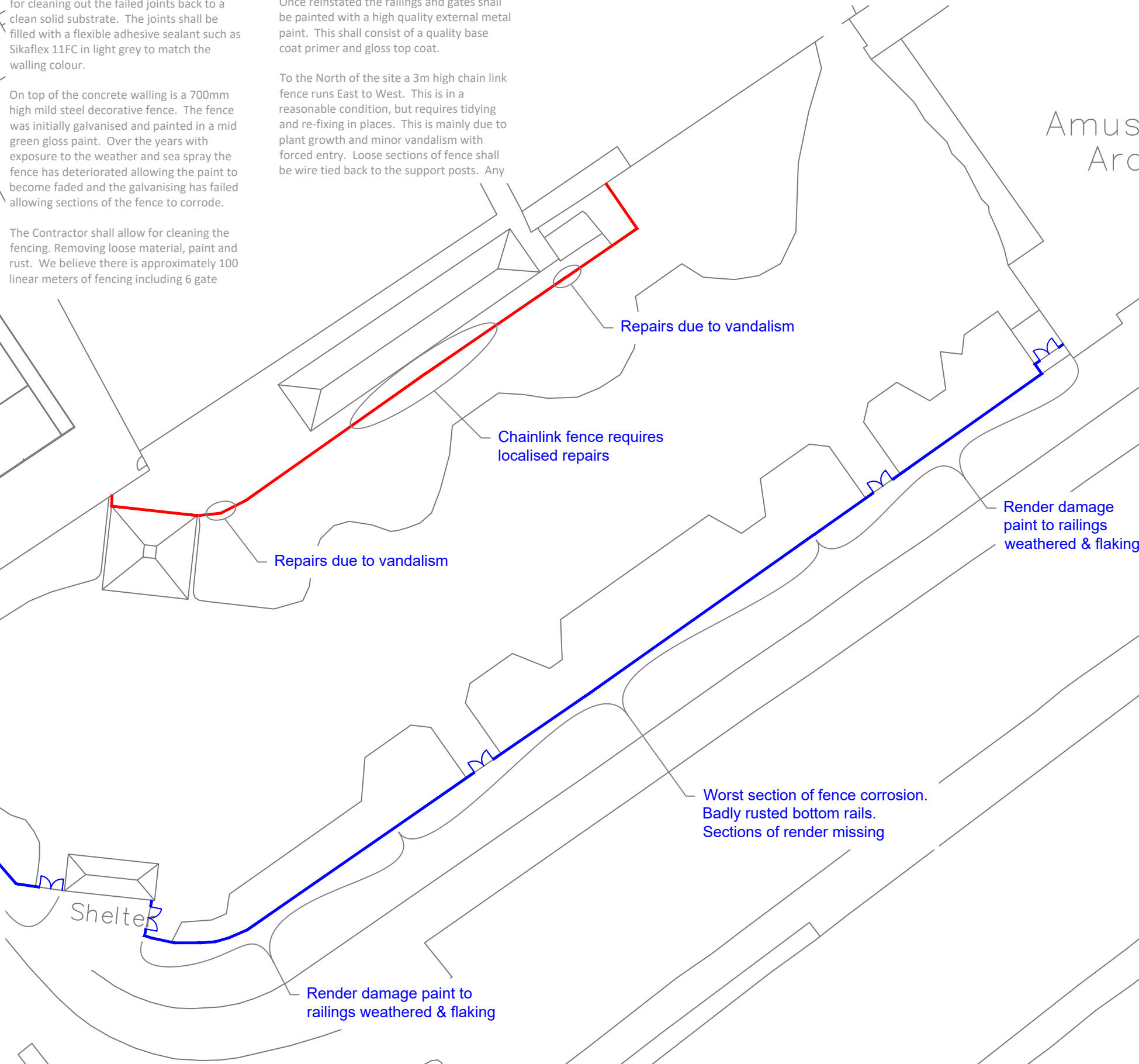
A couple of walling sections require the render expansion gaps to be repaired. As such the Contractor shall inspect the existing joints for damage. From the initial survey it is believed that 2 of the joints require repair. The Contractor shall allow for cleaning out the failed joints back to a clean solid substrate. The joints shall be filled with a flexible adhesive sealant such as Sikaflex 11FC in light grey to match the walling colour.

The Contractor shall allow for cleaning the fencing. Removing loose material, paint and rust. We believe there is approximately 100 linear meters of fencing including 6 gate

The fence sections are bolted onto lugs on the uprights for removal if required. 2 or 3 of the sections are badly corroded along the bottom rail and will require refurbishment or replacement with a matching or very close item.

To the North of the site a 3m high chain link fence runs East to West. This is in a reasonable condition, but requires tidying and re-fixing in places. This is mainly due to plant growth and minor vandalism with forced entry. Loose sections of fence shall be wire tied back to the support posts. Any


The Contractor shall note that the fencing backing onto the tennis courts will be replaced as part of this project.



1. This drawing is to be read in conjunction with all relevant Engineers drawings and the Specification.
2. The Contractor is responsible for all dimensions and for the correct setting out of the work on site. Only figured dimensions are to be used. Any discrepancies are to be reported to The Engineer before proceeding.
3. All materials and workmanship to comply with the current British Standards and Codes of Practice.

A	Details amended	RH	DRW	24/02/2021	
	For information	RH	DRW	09/06/2020	
Rev.	Amendment	By	Checked	Date	Approved

Issued Only For Purpose Indicated



4 The Setons, Tolvaddon Energy Park,
Tolvaddon, Camborne, Cornwall. TR14 0HX
Telephone: 01209 612030
Email: enquiries@gpjconsulting.co.uk
Web: www.gpjconsulting.co.uk

Drawing Title

Works to Boundary Walls & Fences
Alexandra Gardens
Play Park

Project
Penzance Town Council
Condition Surveys
Remedial Works

Design DRW	Date 09/06/2020	Scale at A3 1:400
Drawn RH	Drawing No. 2622 EX07 A	