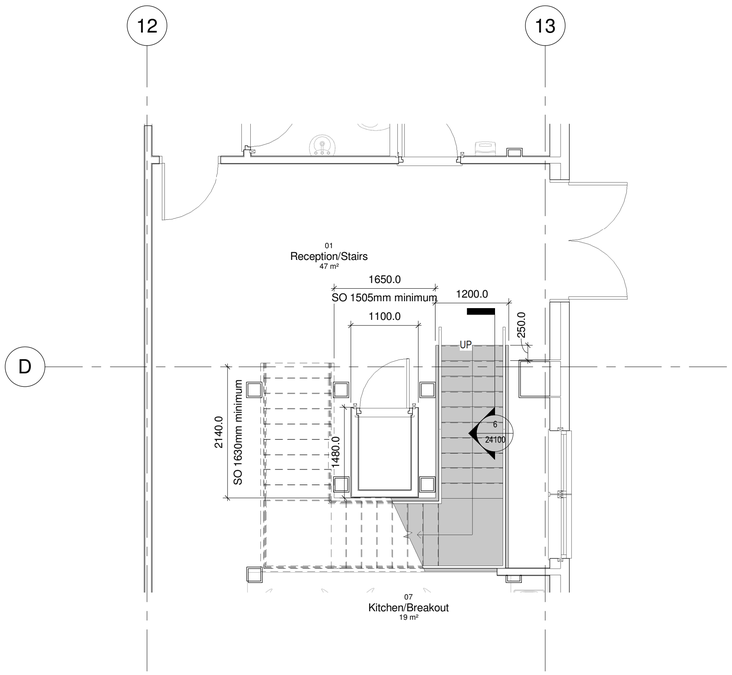

1 Level 0 Stair Plan
1 : 50

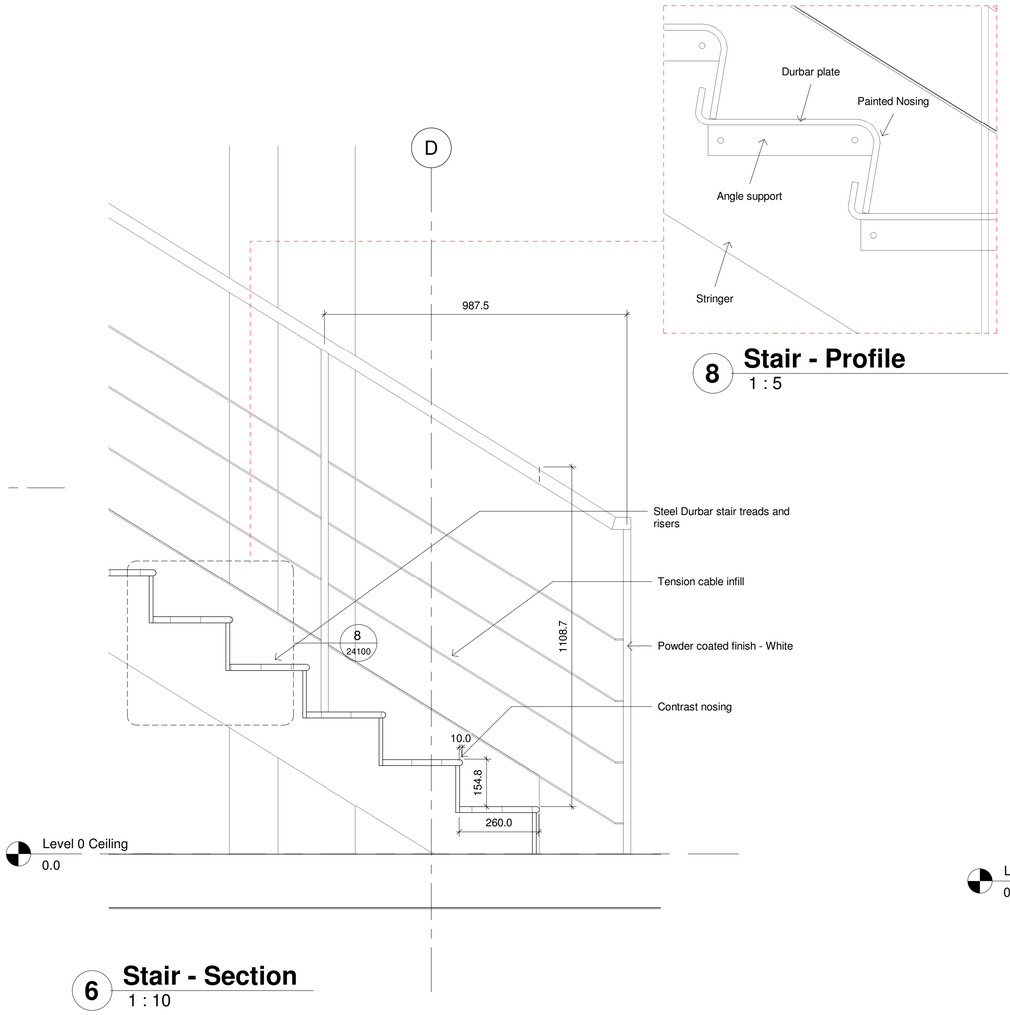

8 Stair - Profile
1 : 5

6 Stair - Section
1 : 10

Notes:
Metal stair with metal balustrade to sub contractors design.
Design responsibility: Determine section sizes and strengths and type, sizes and numbers of fixings.
Design: Complete the design in accordance with the designated code of practice to satisfy specified performance criteria.
Functional requirements: Straight stairs and winders to BS 5395-1 and to Building Regulations (Eng) Approved Documents K and M.
Site Dimensions: All dimensions to be site checked prior to fabrication.

Metal Stair. Component materials/grades:
Treads & Risers: Galvinated steel - durbar plate
Colour of nosing to be contrasting - Yellow to contrast.
Strings: Steel
Guarding: Posts - Powder coated tubular steel - Grey
Handrails: Powder coated tubular steel - Dark Grey
Infill: tensioned 5mm dia. Stainless steel @ nom. 100mm centres intermediate.
Finish as delivered: Galvanized to BS EN ISO 1461
Other: Joints welded and ground smooth.

Purpose made balustrade tensioned wire infill to main stair and mezzanine landing.
Guarding: Grade 304 Stainless steel tensioned wires 5mm dia. @ nom. 100mm centres subject to confirmation by balustrade manufacturer, to withstand lateral load of 0.74kn/m in accordance with BS EN 1991-1-1 with UK National Annex and PD6688-1-1 and BS 6180.
Lower handrail not required.

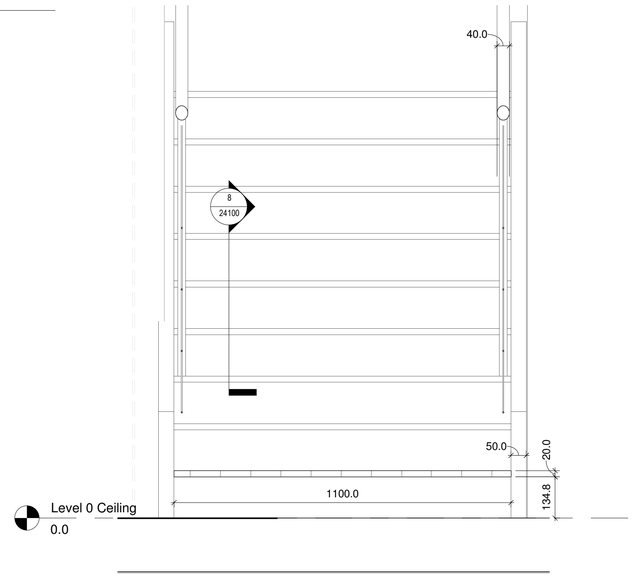

7 Stair - Front elevation Level 0
1 : 10

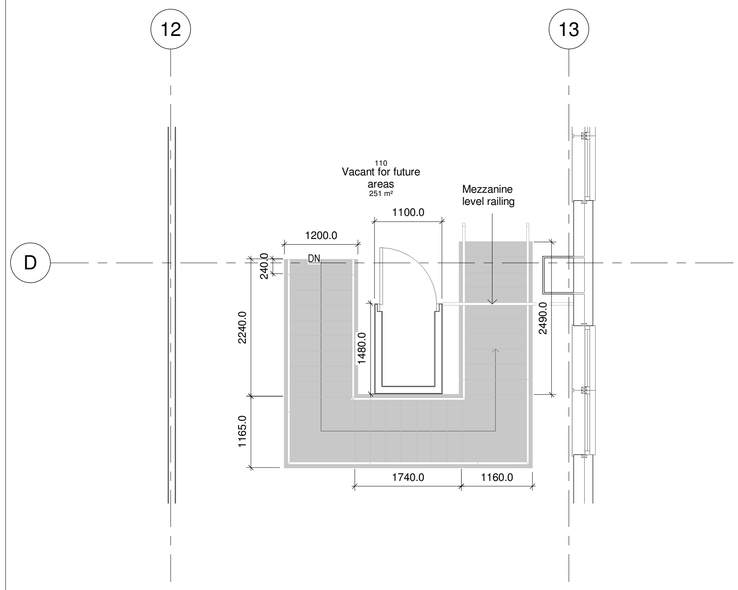

2 Level 1 (Mez) Stair Plan
1 : 50

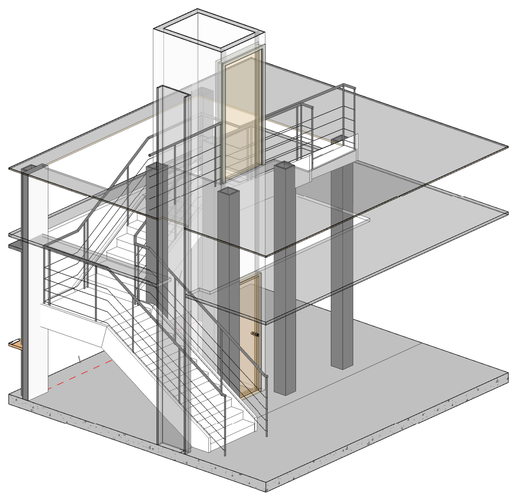

3 3D View Stairs Elevation

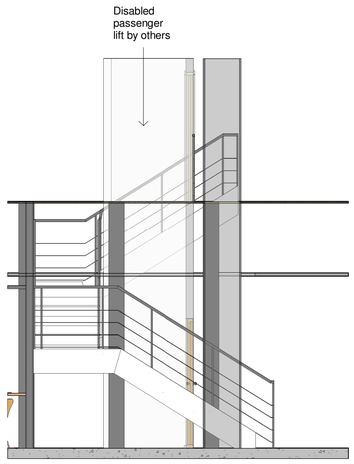

4 3D View Stairs Elevation 2

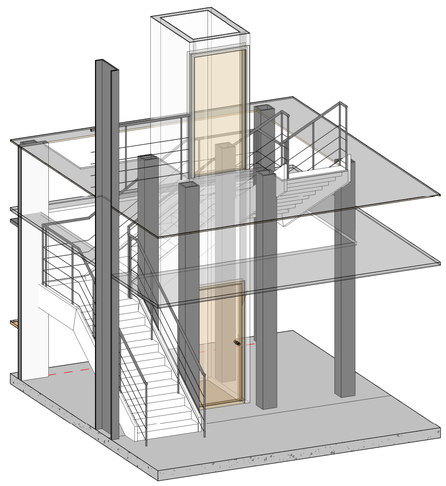

5 3D View Stairs ISO

Notes
The Contractor is to check all dimensions and conditions on site before commencing. Do not scale from this drawing.

This drawing remains the copyright of FAIRHURSTS DESIGN GROUP.

Scale Bars		TO BE USED ONLY AS GUIDANCE				
1:100	mm	1000	3000	5000		
1:200	mm	5000	8000			
1:500	M	5	15	25		
1:1250	M	10	30	50	70	

KEYPLAN

FOR INFORMATION ONLY

Rev	Description	By	Date
P04	Tender Issue	ESG	17.08.18
P03	Stair drawing updated for tender issue	ESG	13.08.18
P02	Design updates following client review	ESG	26.07.18
P01	Stair design update	ESG	23.07.18

Project Status
Drawing Status
TENDER

This information, whether drawn or as a data file, is copyright and issued strictly for use on the project for which it is provided

Client / Project
MTC

Satellite Applications Catapult - DISK II

Drawing
Stair Plans Section and Elevation Details

Date	17.08.18	Scale	As indicated		@ A1
3D GuDed	ESG	Drawn By	ESG	Checked	AC

Manchester:
55 King Street
Manchester M2 4LQ
+44 (0)161 831 7300

Southampton:
Manor Park
Minstead
Southampton SO43 7FY
+44 (0)23 8081 7900

www.fairhursts.com

FDG
fairhursts design group

BS Ref FDG Ref	7604-24100	Status		Rev	P04
	7604-FDG-ZZ-XX-DR-A-24100-P04				

SAC DISC II
28/08/2018 07:51:50
A1L