
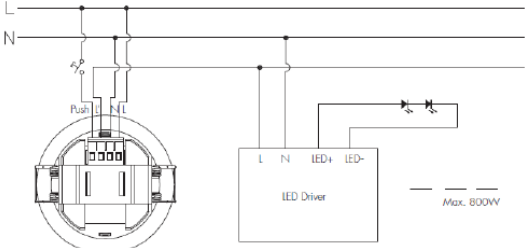



	<p>Flush mounted PIR motion sensor</p> <p>Designed with a low profile for aesthetically demanding architectural projects providing a high-quality sensor for simple on/off occupancy control or providing semi-automatic (absence detection) control. An intelligent photocell is also included to prevent switching of the lights when natural daylight is available</p> <p>Set-up of the sensor is carried out using a remote-control handset with program memory allowing one-key commissioning where common settings are used for multiple devices.</p>	<p>Hytronik – HIR 28 Or Equal and Approved</p>  
Luminaire Reference	Description	Cat Ref
A	<p>24-Watt Edge lit panel for direct recessed mount. With 2800 lm output for suspended ceiling grid measure of 600 and 625 mm.</p> <p>The flat, ready-to-install LED panel has been equipped with high-quality LEDs. The light guide and the matching diffuser material ensure an extremely homogeneous ceiling effect.</p>	<p>Complete Lighting Services –ELA G1 LED 4000K</p> 
AE	<p>As above but complete with 3-hour self-contained emergency lighting conversion Pack. Note: Green emergency lighting battery charging LED must be visible at all material times whether mounted internal or external to the fitting</p>	<p>Complete Lighting Services – ELA G1 EMG LED 4000K</p>