

DRAWING REGISTER AND DOCUMENT ISSUE SHEET

PRITCHARD
ARCHITECTURE

Project No. D1005

Project Name: Dry Dock No.2 Access

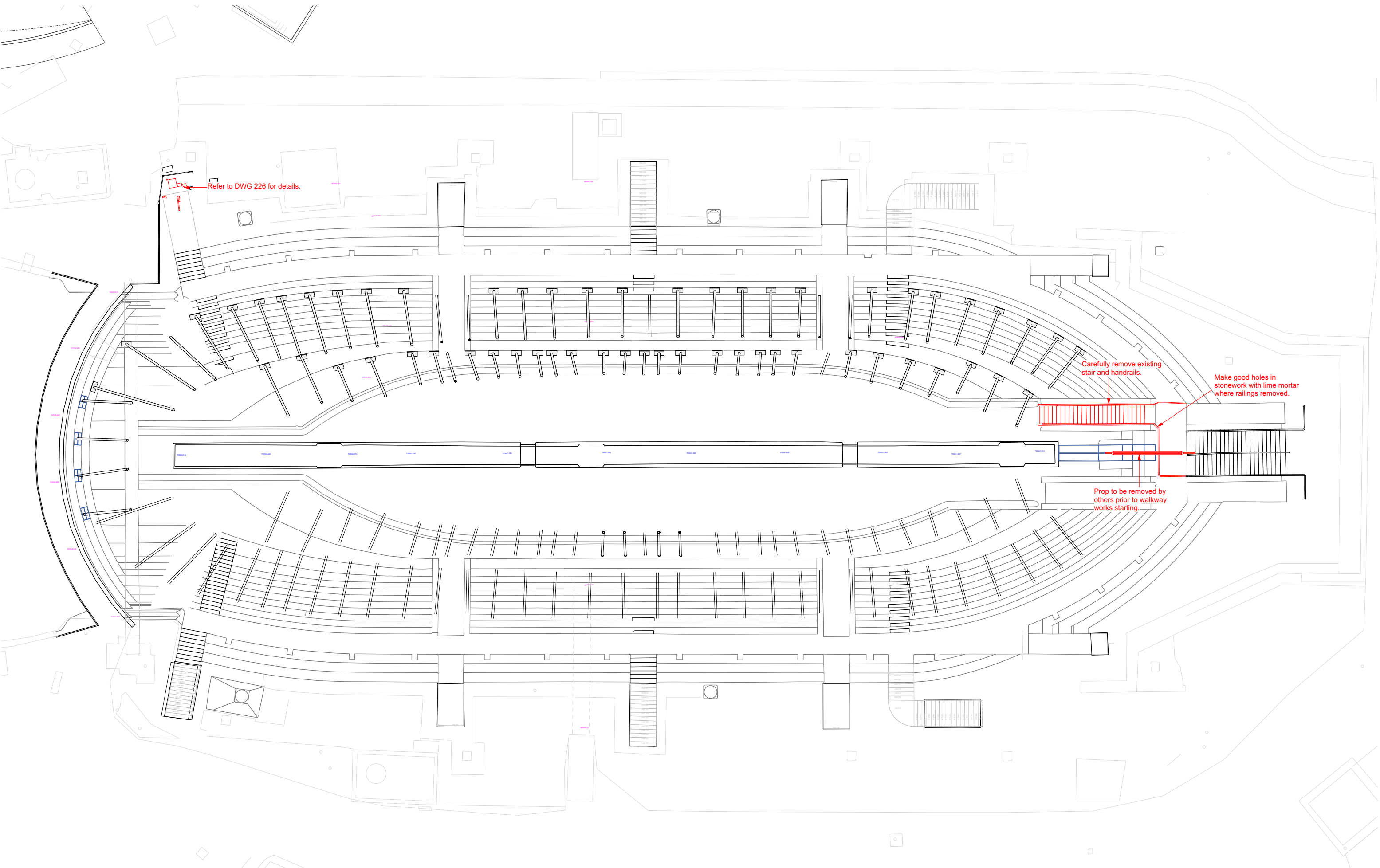
Discipline Architectural

Documents and drawings

		Reason for and Date of Issue											
I Information Only	Z Contract Document	YY	19	19	19								
D For Comment	C Site Issue/Construction	MM	09	10	10								
B For Billing	R For Record	DD	30	14	25								
A For Approval	T For Tender	D	D	T									

No.	Drawing/Document Title	Scale	Drawing/Document Issued and Revisions										
	DOCUMENTS												
	PCI				T1								
	Specification & Design Intent				T1								
200	PLANS												
201	Existing Site Plan												
215	Fabric Removal Plan	1:200	P1	P3	T1								
221	Proposed GA Plan	1:200	P1	P3	T1								
222	Proposed Detailed Plan - Broad Altar	1:50	P1	P3	T1								
223	Proposed Detailed Plan - Staircase	1:50	P1	P3	T1								
224	Proposed Detailed Plan - Dock Bottom Walkway	1:50	P1	P3	T1								
225	Proposed Detailed Plan - Rudder Viewing Area	1:50	P1	P3	T1								
226	Proposed Detailed Plan - Port Aft Escape Stair	1:50	P1	P3	T1								
230	Proposed Evacuation Strategy	1:200	P1	P3	T1								
300	SECTIONS & ELEVATIONS												
320	Proposed Section A-A	1:50	P1	P3	T1								
321	Proposed Section B-B	1:50	P1	P3	T1								
323	Proposed Section D-D	1:50		P3									
324	Proposed Section E-E & F-F	1:50		P3									
325	Proposed handrails to Port Aft Stairs	1:50		P3	T1								
600	DETAILS												
601	Balustrade Details	1:10	P1	P3	T1								

Issued To	Number of Copies											
Client	1	1										
Project Manager												
Quantity Surveyor	1	1	1									
Structural Engineer												
Mechanical Engineer												
Electrical Engineer												
Exhibition Designer												
Landscape Architect												
Planning Authority												
Building Control												
Contractor			1									
File Copy	1	1	1									



Revisions:	P2	Design Development	10/10/2019
	P3	Issue to Clinet and QS	14/10/2019
	T1	Tender Issue	25/10/2019



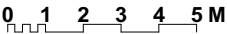
PROJECT: **Dry Dock No.2 Access**

SHEET: **Fabric Removal Plan**

This drawing is ©copyright Pritchard Architecture 2018. No dimensions to be scaled from this drawing except for planning purposes

DRAWING NO: **A1005 215**

SCALE: **1:200**



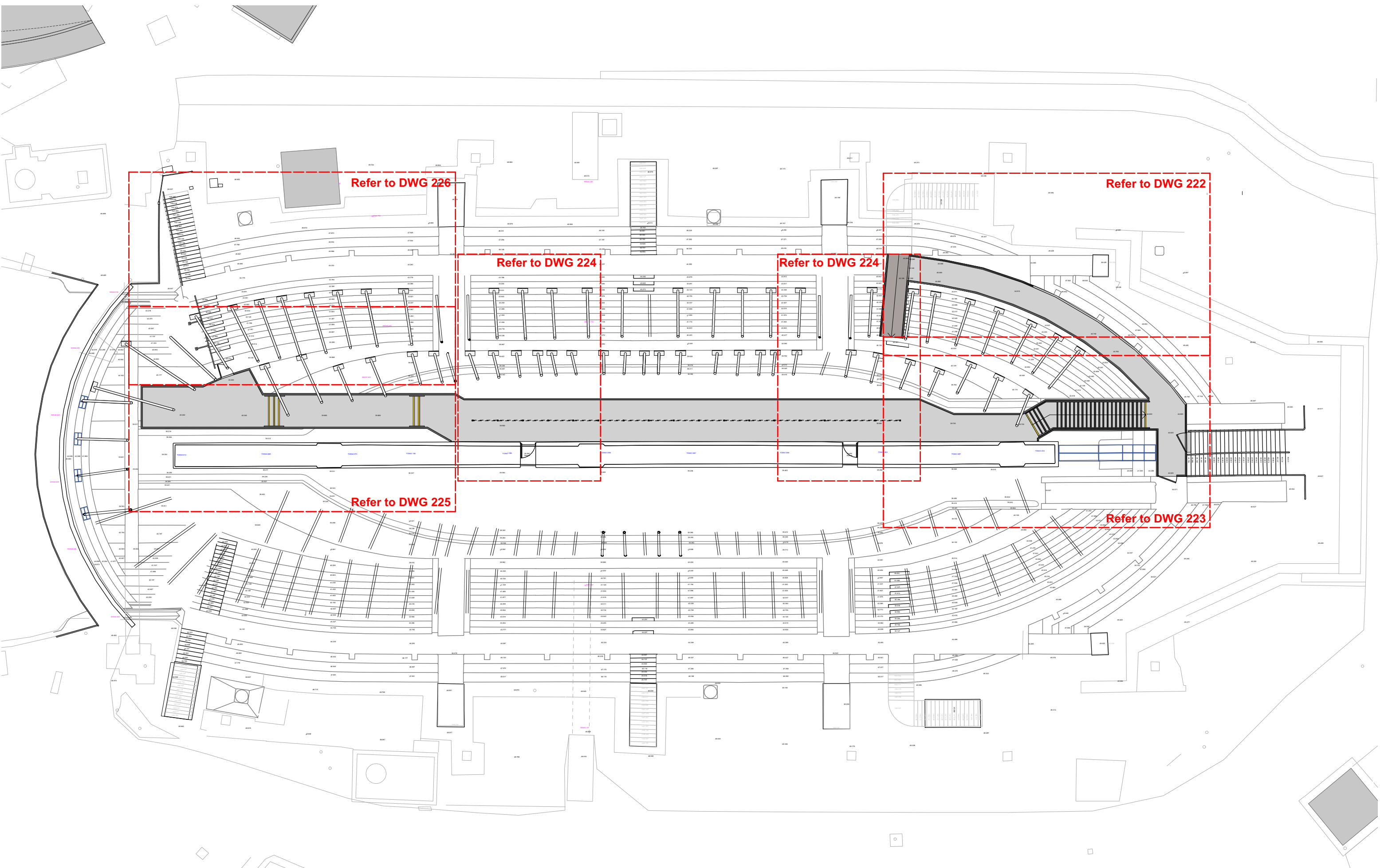
REV: **T1**

DATE: **July 19**

FOR TENDER

PRITCHARD
ARCHITECTURE

Porters Lodge, College Road
HM Naval Base, Portsmouth, P01 3LJ
email: studio@pritchardarchitecture.co.uk



Revisions:	P2	Design Development	10/10/2019
	P3	Issue to Clinet and QS	14/10/2019
	T1	Tender Issue	25/10/2019



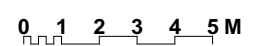
PROJECT: **Dry Dock No.2 Access**

SHEET: **Proposed GA Plan**

This drawing is ©copyright Pritchard Architecture 2018. No dimensions to be scaled from this drawing except for planning purposes

DRAWING NO: **A1005 221**

SCALE: **1:200**



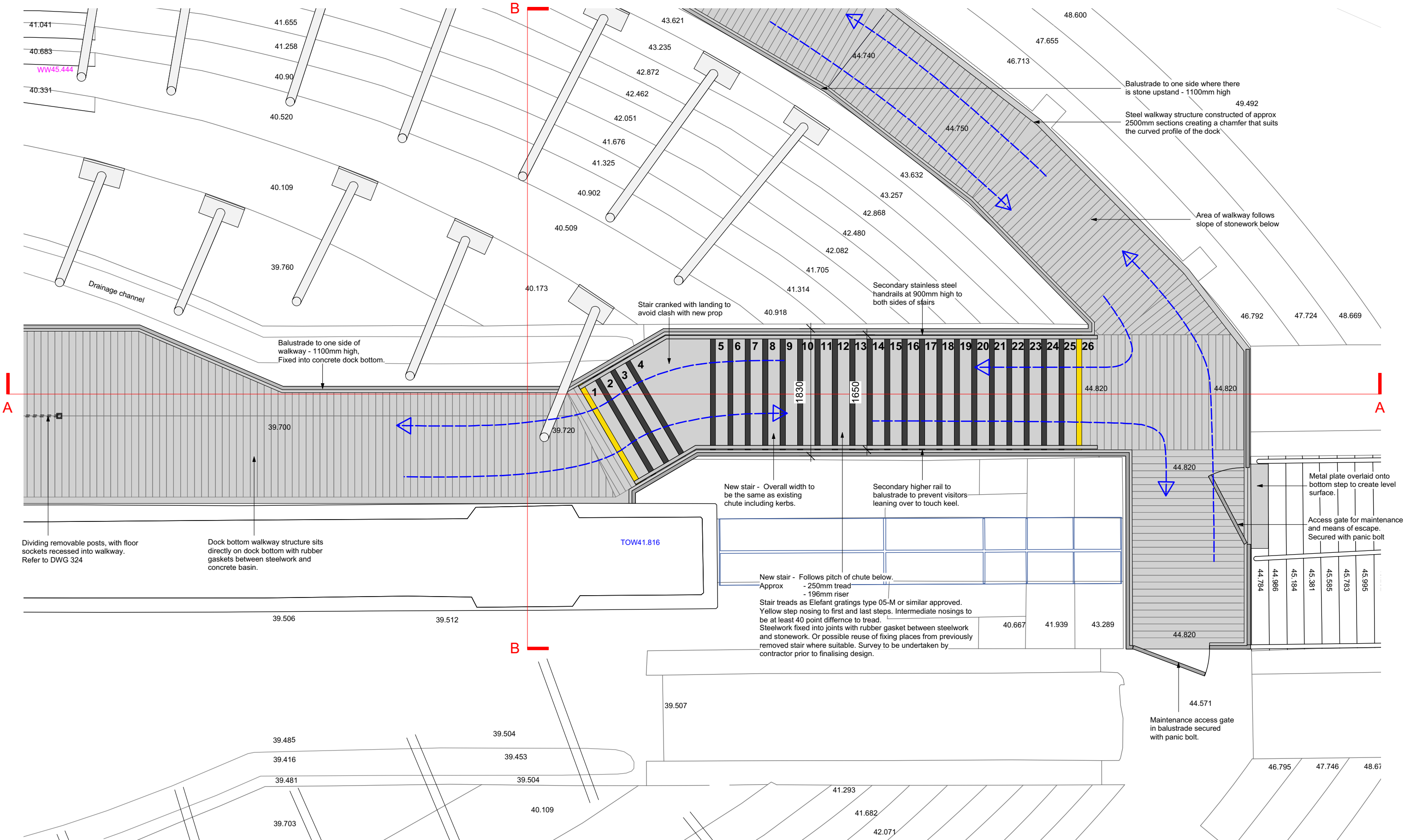
REV: **T1**

DATE: **July 19**

FOR TENDER

PRITCHARD
ARCHITECTURE

Porters Lodge, College Road
HM Naval Base, Portsmouth, P01 3LJ
email: studio@pritchardarchitecture.co.uk



Revisions:	P2	Design Development	10/10/2019
	P3	Issue to Clinet and QS	14/10/2019
	T1	Tender Issue	25/10/2019



PROJECT: **Dry Dock No.2 Access**

SHEET: **Proposed Detailed Plan - Staircase**

This drawing is ©copyright Pritchard Architecture 2018. No dimensions to be scaled from this drawing except for planning purposes

DRAWING NO: **A1005 223**

SCALE: **1:50**

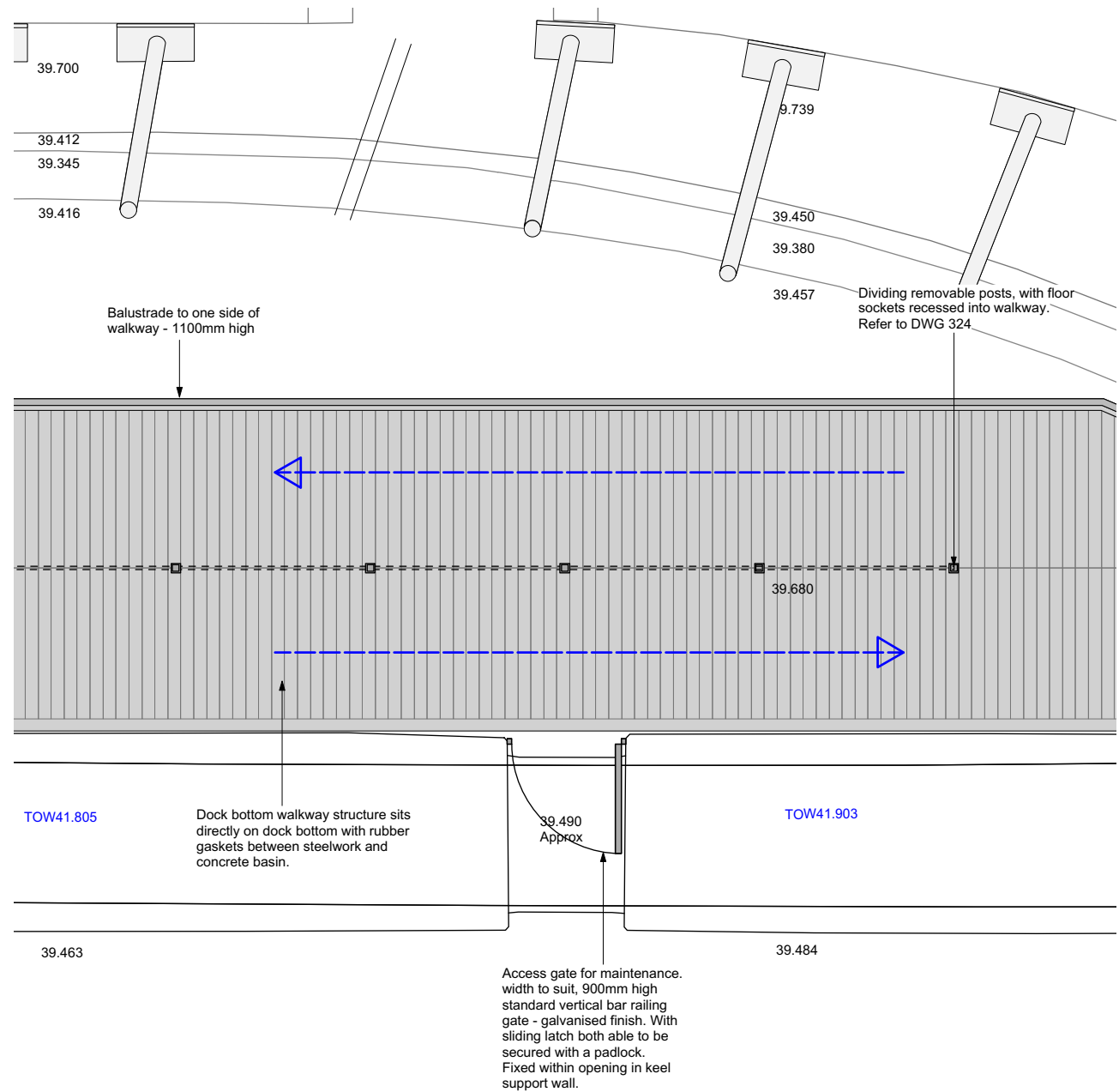
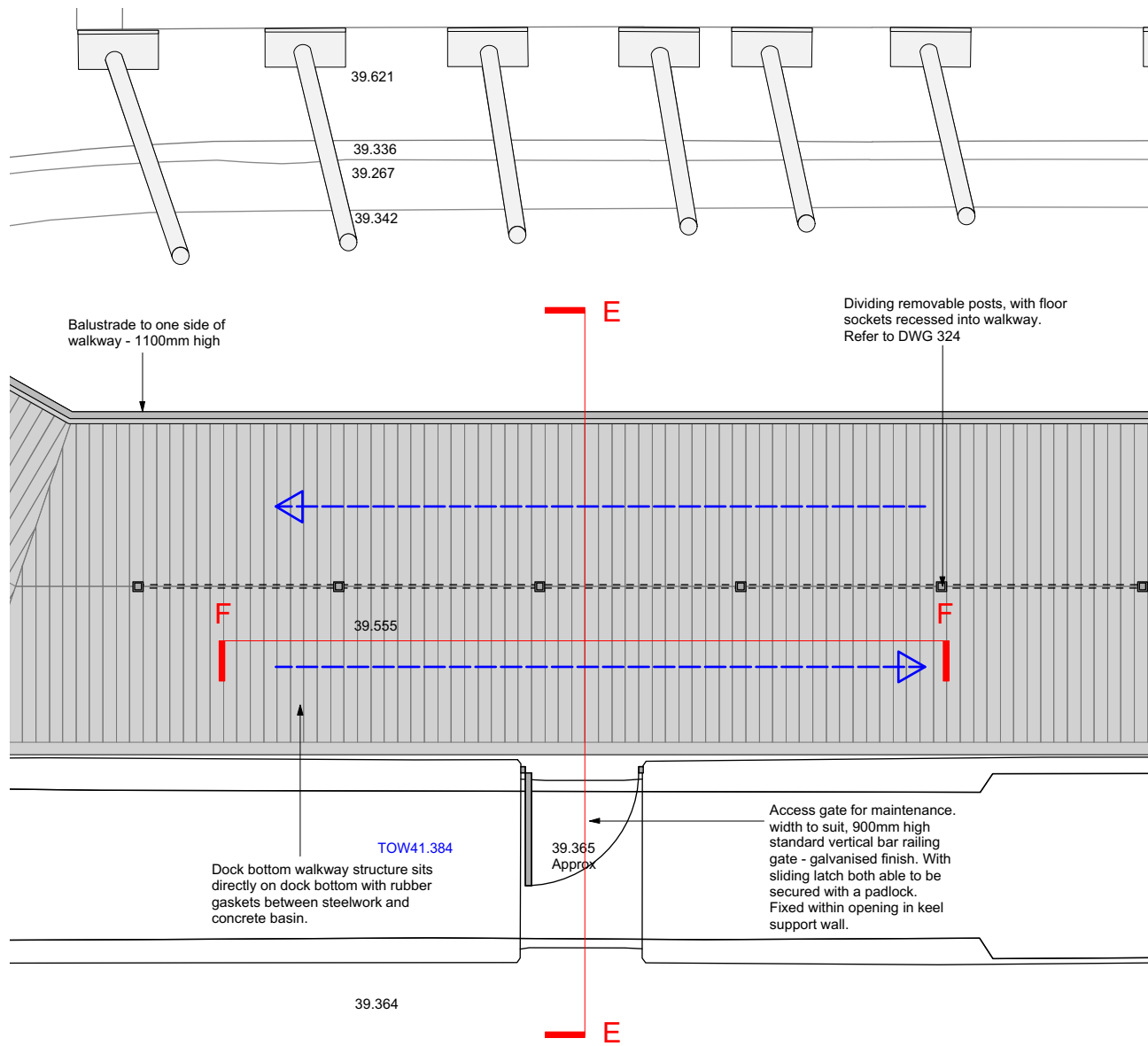


REV: **T1**

DATE: **July 19**

FOR TENDER

PRITCHARD
ARCHITECTURE
Porters Lodge, College Road
HM Naval Base, Portsmouth, P01 3LJ
email: studio@pritchardarchitecture.co.uk



Revisions:	P2	Design Development	10/10/2019
	P3	Issue to Clinet and QS	14/10/2019
	T1	Tender Issue	25/10/2019



PROJECT: **Dry Dock No.2 Access**

SHEET: **Proposed Detailed Plan and Sections - Dock Bottom Walkway**

This drawing is ©copyright Pritchard Architecture 2018. No dimensions to be scaled from this drawing except for planning purposes

DRAWING NO: **A1005 224**

SCALE: **1:50**

0 1 2 3 M

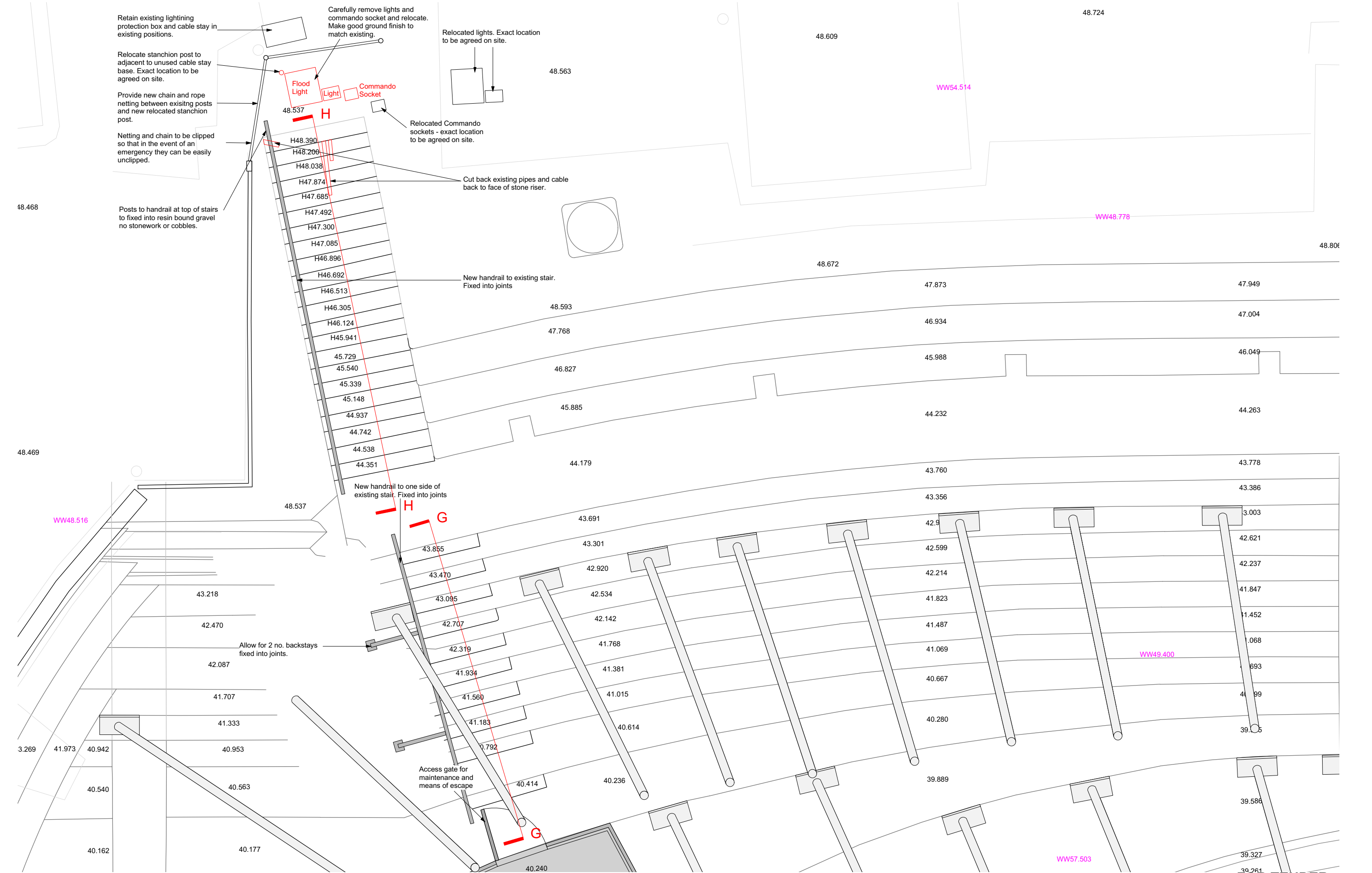
REV: **T1**

DATE: **July 19**

FOR TENDER

PRITCHARD
ARCHITECTURE

Porters Lodge, College Road
HM Naval Base, Portsmouth, P01 3LJ
email: studio@pritchardarchitecture.co.uk



Revisions:	P2	Design Development	10/10/2019
	P3	Issue to Clinet and QS	14/10/2019
	T1	Tender Issue	25/10/2019



PROJECT: **Dry Dock No.2 Access**

SHEET: **Proposed Detailed Plan - Port Aft Escape Stair**

This drawing is ©copyright Pritchard Architecture 2018. No dimensions to be scaled from this drawing except for planning purposes

DRAWING NO: **A1005 226**

SCALE: **1:50**

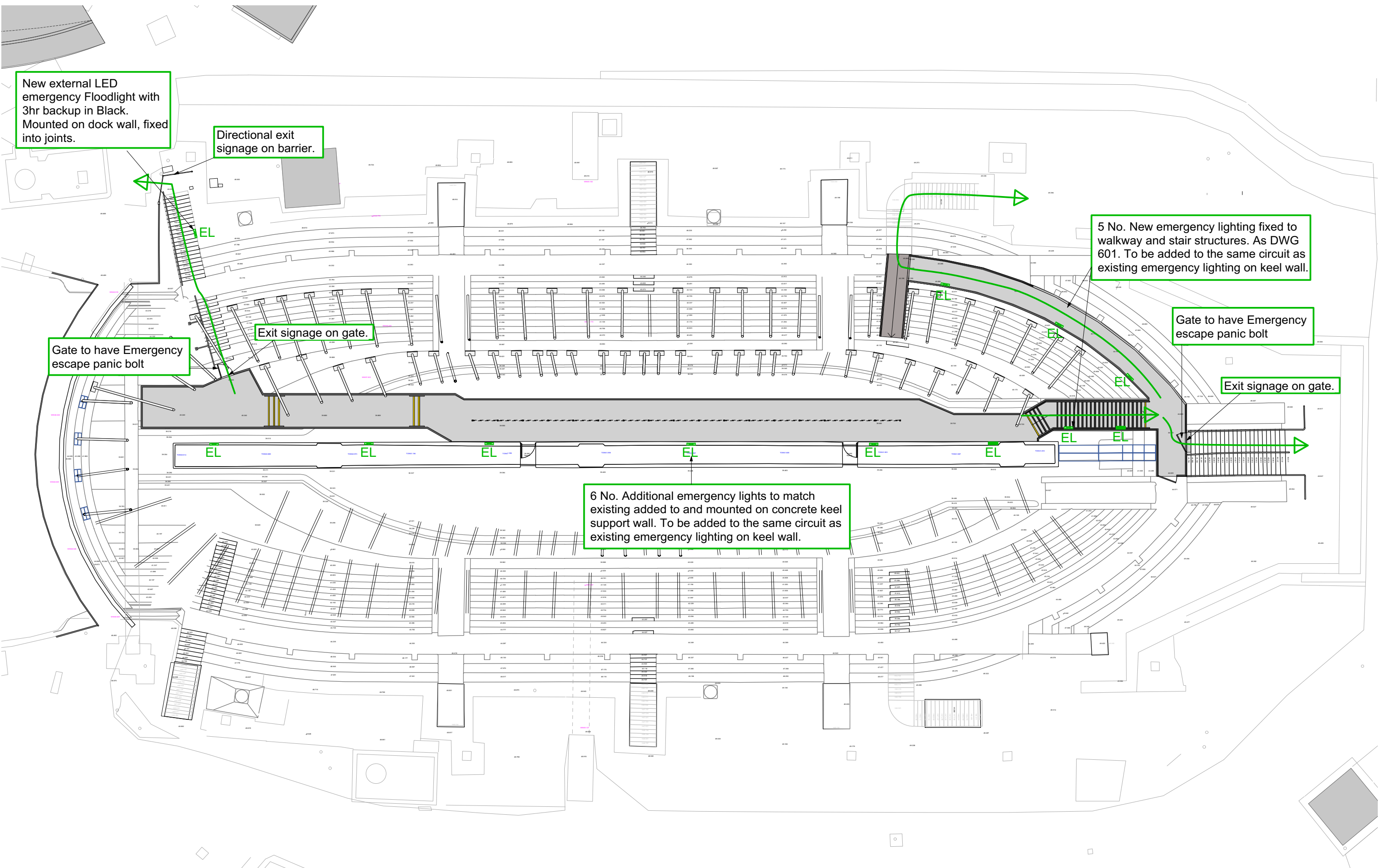


REV: **T1**

DATE: **July 19**

FOR TENDER

PRITCHARD
ARCHITECTURE
Porters Lodge, College Road
HM Naval Base, Portsmouth, PO1 3LJ
email: studio@pritchardarchitecture.co.uk



Revisions:	P2	Design Development	10/10/2019
	P3	Issue to Clinet and QS	14/10/2019
	T1	Tender Issue	25/10/2019



PROJECT: **Dry Dock No.2 Access**

SHEET: **Proposed Evacuation Strategy**

This drawing is ©copyright Pritchard Architecture 2018. No dimensions to be scaled from this drawing except for planning purposes

DRAWING NO: **A1005 230**

SCALE: **1:200**

0 1 2 3 4 5 M

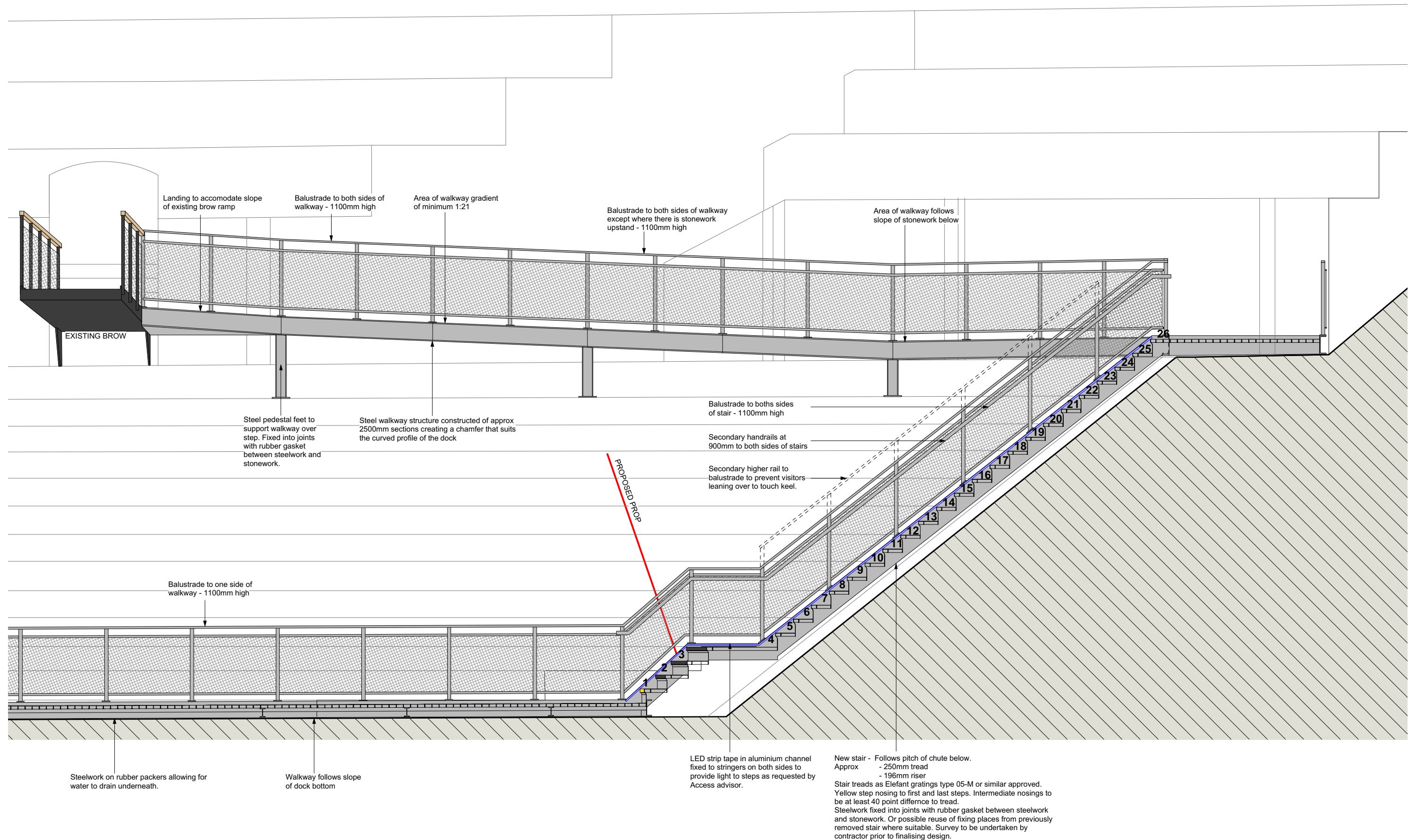
REV: **T1**

DATE: **July 19**

FOR TENDER

PRITCHARD
ARCHITECTURE

Porters Lodge, College Road
HM Naval Base, Portsmouth, P01 3LJ
email: studio@pritchardarchitecture.co.uk



Revisions:	P1	Preliminary Issue	30/09/2019
	P3	Issue to Clinet and QS	14/10/2019
	T1	Tender Issue	25/10/2019

PROJECT: **Dry Dock No.2 Access**

SHEET: **Proposed Section A-A**

This drawing is ©copyright Pritchard Architecture 2018. No dimensions to be scaled from this drawing except for planning purposes

DRAWING NO: **A1005 320**

SCALE: **1:50**

0 1 2 3 M

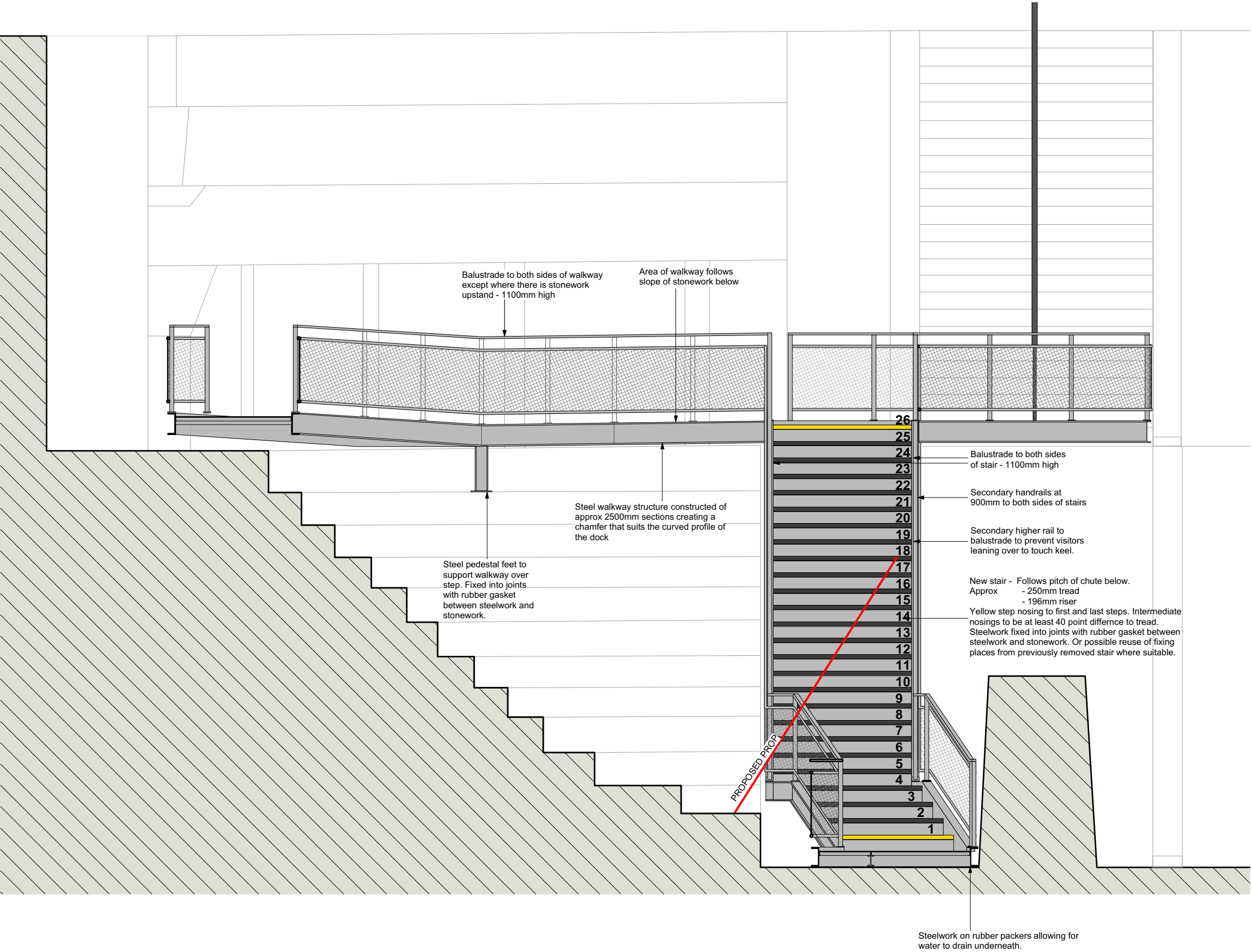
REV: **T1**

DATE: **Sept 19**

FOR TENDER

PRITCHARD
ARCHITECTURE

Porters Lodge, College Road
HM Naval Base, Portsmouth, P01 3LJ
email: studio@pritchardarchitecture.co.uk



Revisions:	P1	Preliminary Issue	30/09/2019
	P3	Issue to Clinet and QS	14/10/2019
	T1	Tender Issue	25/10/2019

PROJECT: **Dry Dock No.2 Access**

SHEET: **Proposed Section B-B**

This drawing is ©copyright Pritchard Architecture 2018. No dimensions to be scaled from this drawing except for planning purposes

DRAWING NO: **A1005 321**

SCALE: **1:50**

0 1 2 3 M

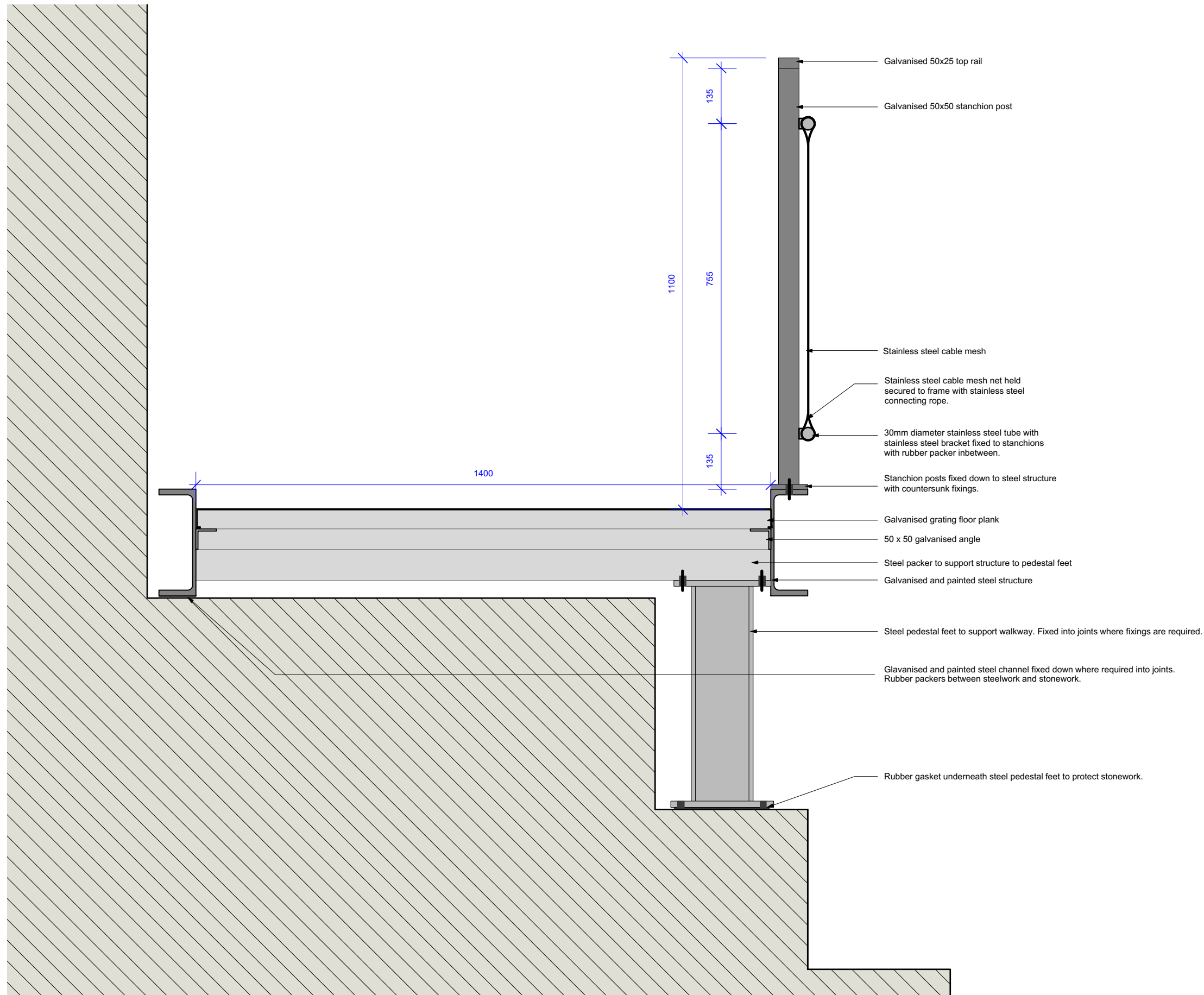
REV: **T1**

DATE: **Sept 19**

FOR TENDER

PRITCHARD
ARCHITECTURE

Porters Lodge, College Road
HM Naval Base, Portsmouth, P01 3LJ
email: studio@pritchardarchitecture.co.uk



FOR TENDER

PRITCHARD
ARCHITECTURE
Porters Lodge, College Road
HM Naval Base, Portsmouth, P01 3LJ
email: studio@pritchardarchitecture.co.uk

Revisions: P1 Preliminary Issue 30/09/2019
T1 Tender Issue 25/10/2019

PROJECT: **Dry Dock No.2 Access**

SHEET: **Proposed Section C-C**

This drawing is ©copyright Pritchard Architecture 2018. No dimensions to be scaled from this drawing except for planning purposes

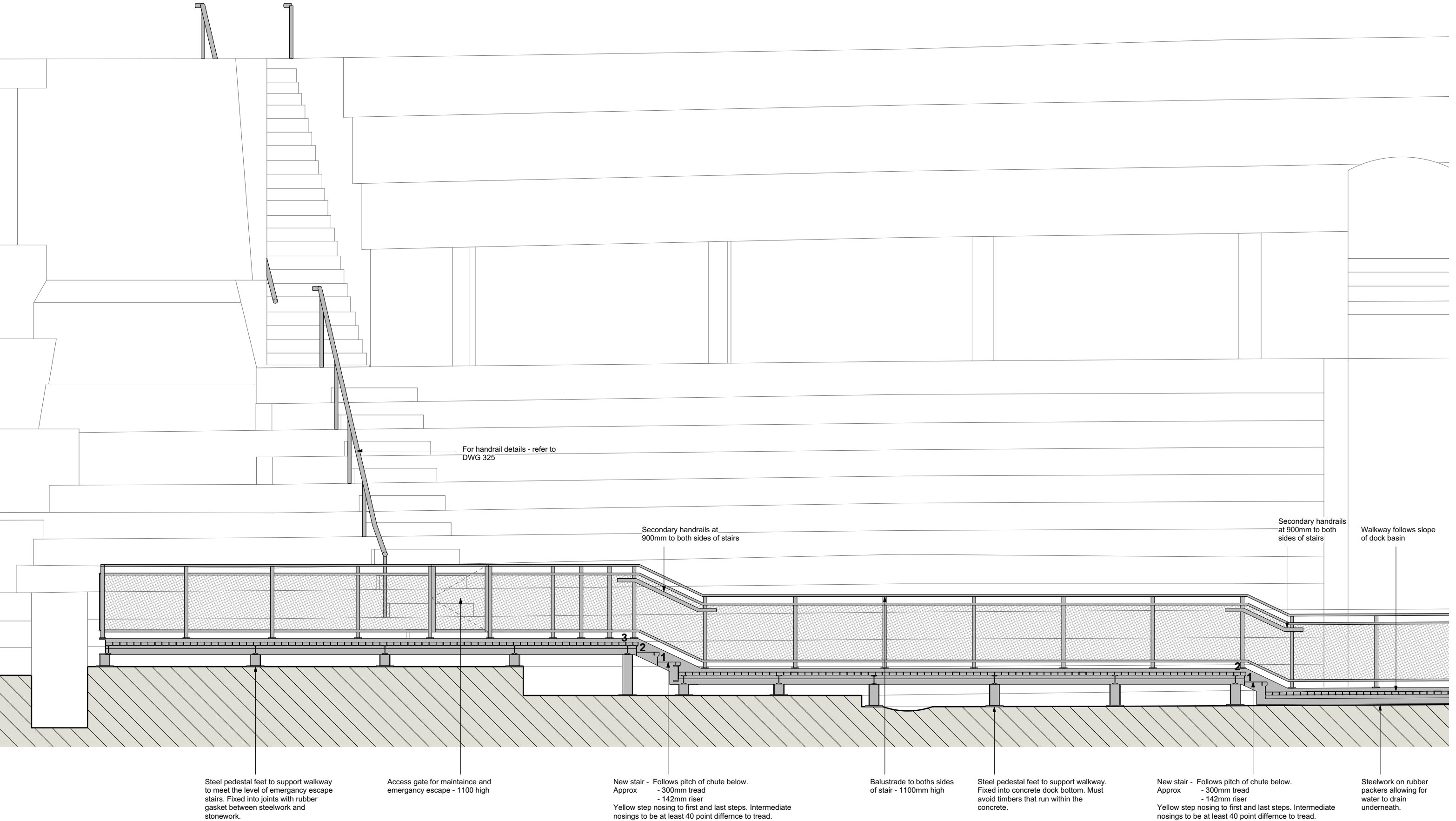
DRAWING NO: **A1005 322**

SCALE: **1:10**

0 100 200 300 400 500 mm

REV: **T1**

DATE: **Sept 19**



Revisions:	P1	Preliminary Issue	30/09/2019
	P3	Issue to Clinet and QS	14/10/2019
	T1	Tender Issue	25/10/2019

PROJECT: **Dry Dock No.2 Access**

SHEET: **Proposed Section D-D**

This drawing is ©copyright Pritchard Architecture 2018. No dimensions to be scaled from this drawing except for planning purposes

DRAWING NO: **A1005 323**

SCALE: **1:50**

0 1 2 3 M

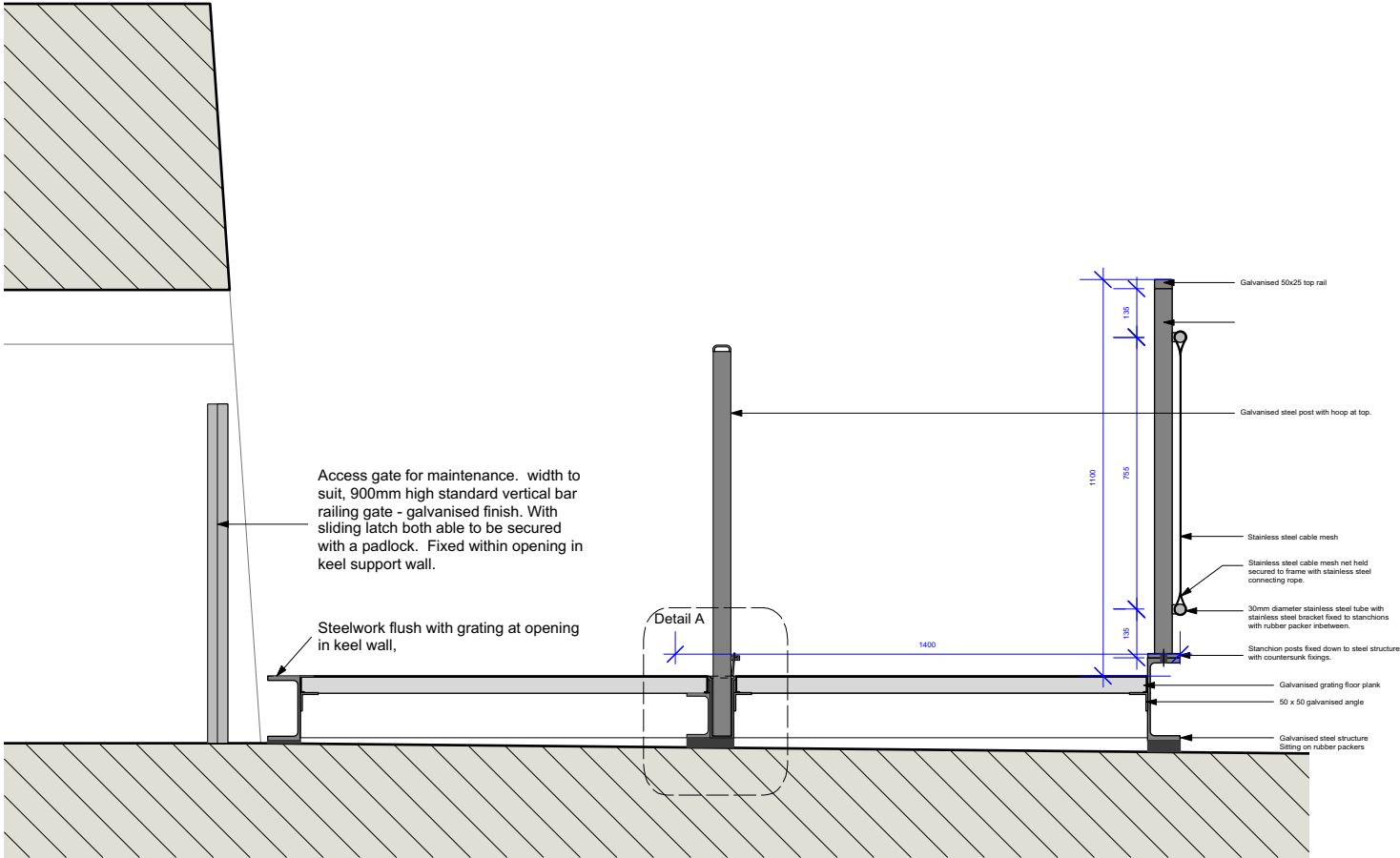
REV: **T1**

DATE: **Sept 19**

FOR TENDER

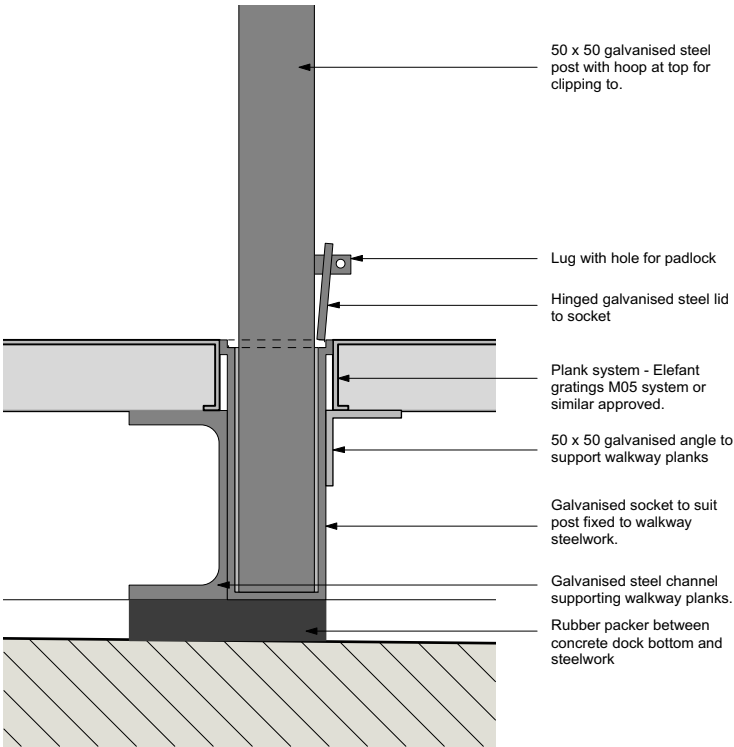
PRITCHARD
ARCHITECTURE

Porters Lodge, College Road
HM Naval Base, Portsmouth, P01 3LJ
email: studio@pritchardarchitecture.co.uk



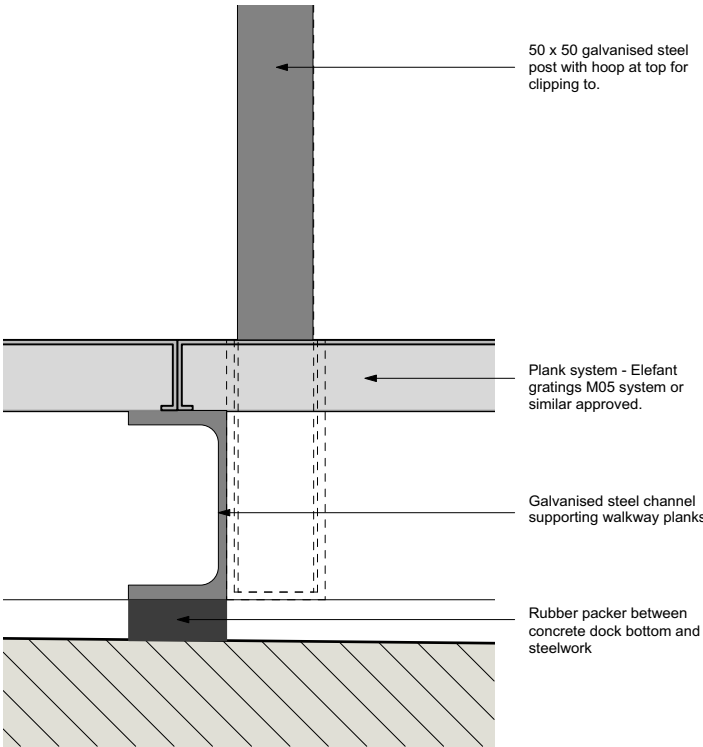
Section E-E - 1:20 @A3

0 500 1000 mm



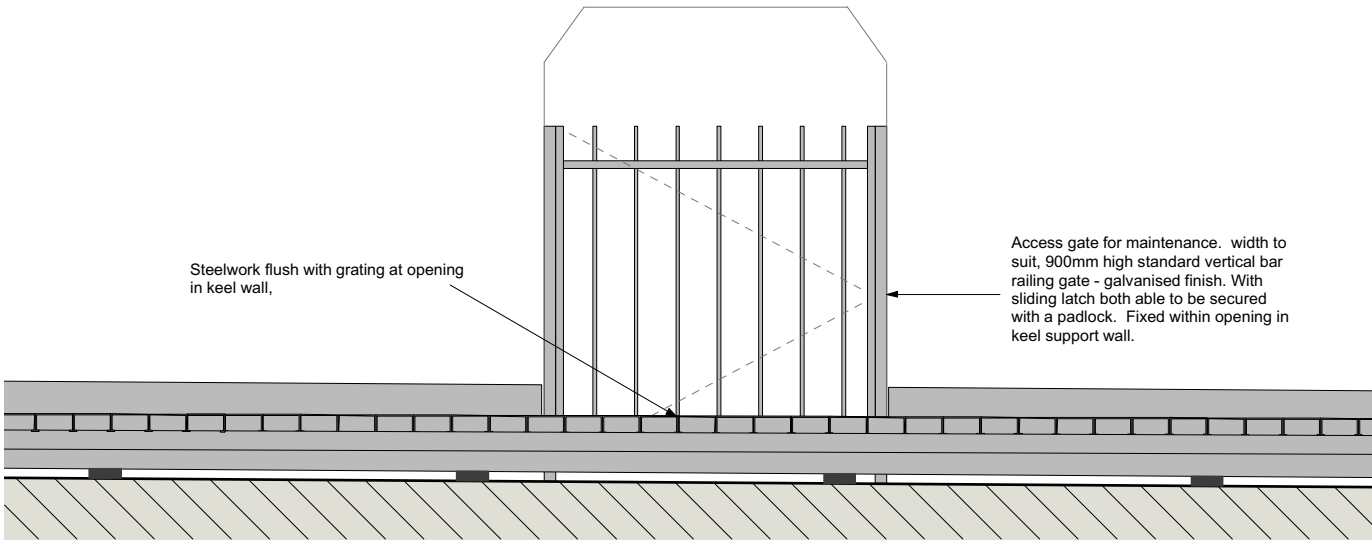
Detail A- Section at Removable Post
1:5 @ A3

0 25 50 75 100 mm



Section Detail off Removable Post
1:5 @ A3

0 25 50 75 100 mm



Section F-F 1:20 @ A3

0 500 1000 mm

Revisions:	P1 Preliminary Issue	30/09/2019
	P3 Issue to Clinet and QS	14/10/2019
	T1 Tender Issue	25/10/2019

PROJECT: **Dry Dock No.2 Access**

SHEET: **Proposed Sections E-E and F-F**

This drawing is ©copyright Pritchard Architecture 2018. No dimensions to be scaled from this drawing except for planning purposes

DRAWING NO: **A1005 324**

SCALE: **1:50**

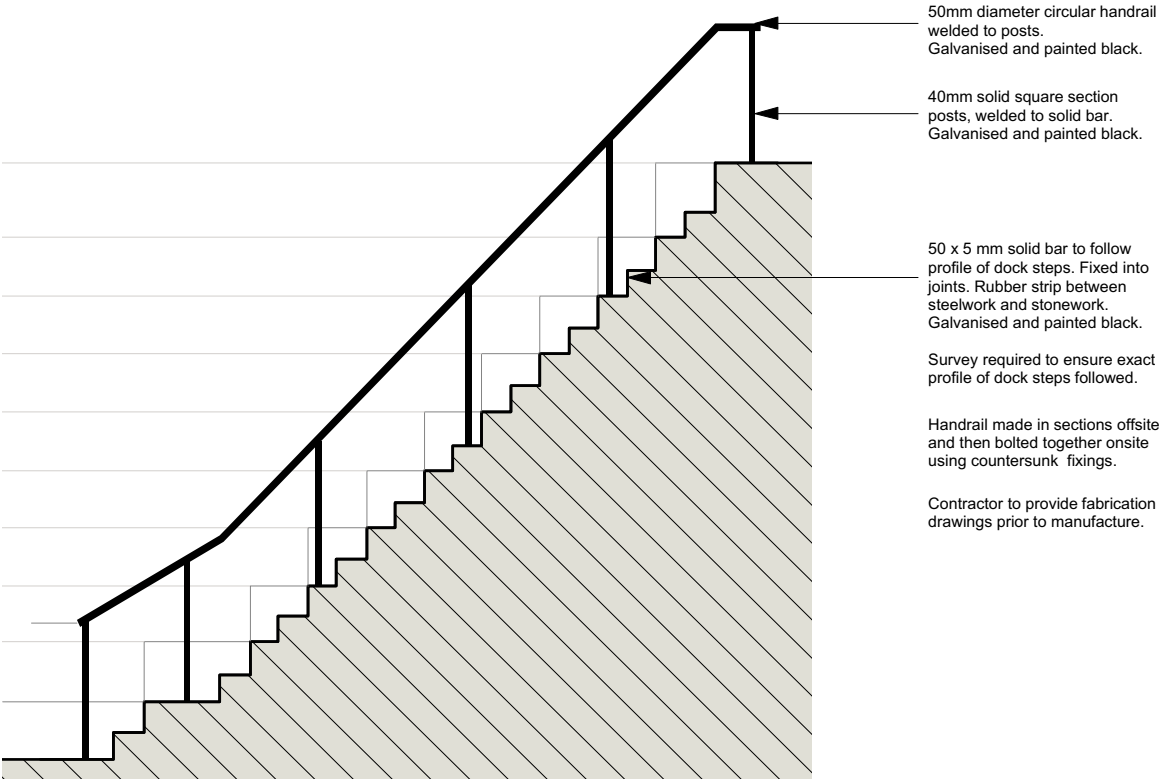
REV: **T1**

DATE: **Sept 19**

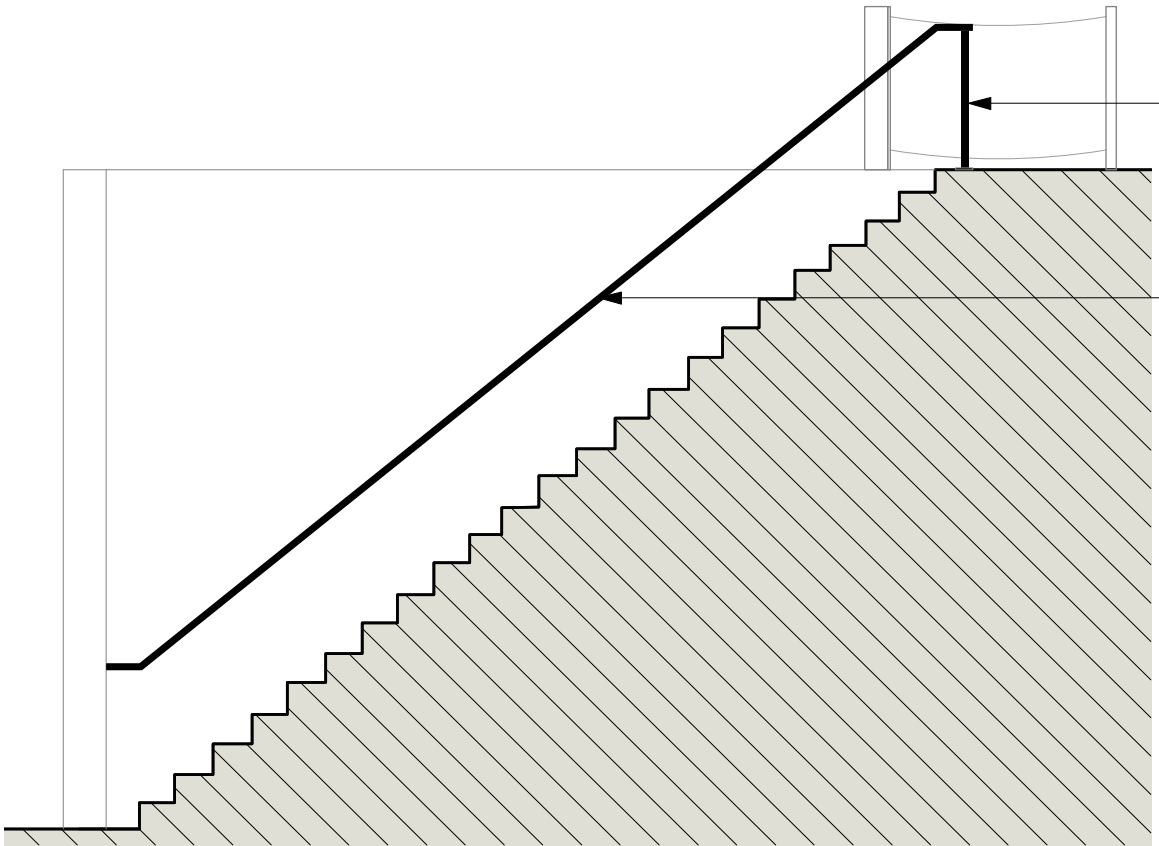
FOR TENDER

PRITCHARD
ARCHITECTURE

Porters Lodge, College Road
HM Naval Base, Portsmouth, P01 3LJ
email: studio@pritchardarchitecture.co.uk



Section G-G



Section H-H

1 No. 40mm solid square section post to support handrail at top of steps with welded base plate fixed down with countersunk fixings into resin bound gravel, not into stonework.

50mm diameter circular handrail fixed to dock wall with handrail brackets. Handrail brackets to be fixed into joints only. Galvanised and painted black.

Revisions:	P1	Preliminary Issue	30/09/2019
	P3	Issue to Clinet and QS	14/10/2019
	T1	Tender Issue	25/10/2019

PROJECT: **Dry Dock No.2 Access**

SHEET: **Proposed handrails to Port Aft Stairs**

This drawing is ©copyright Pritchard Architecture 2018. No dimensions to be scaled from this drawing except for planning purposes

DRAWING NO: **A1005 325**

REV: **T1**

SCALE: **1:50**

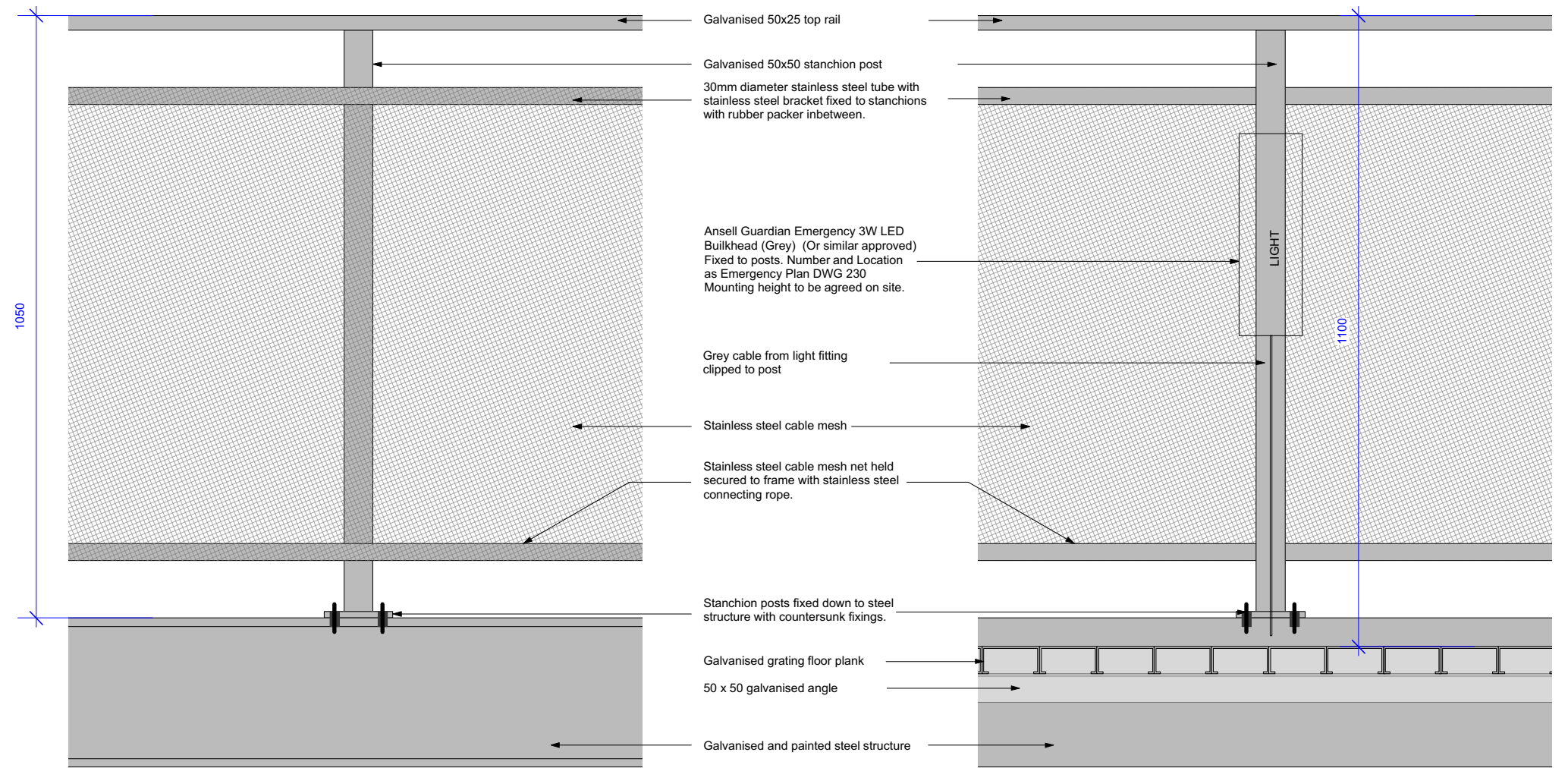
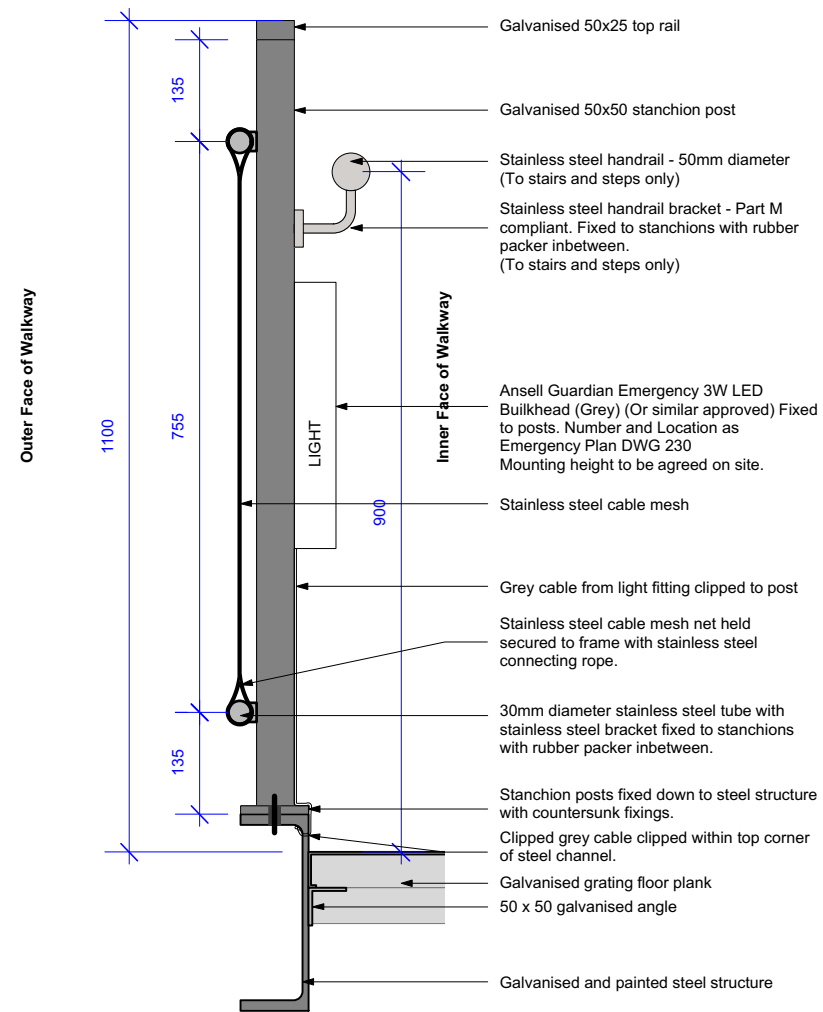
DATE: **Sept 19**

0 1 2 3 M

FOR TENDER

PRITCHARD
ARCHITECTURE


Porters Lodge, College Road
HM Naval Base, Portsmouth, P01 3LJ
email: studio@pritchardarchitecture.co.uk



Typical Balustrade Section 1:10 @ A3

Outer Face Elevation 1:10 @ A3

Inner Face Elevation 1:10 @ A3



FOR TENDER

PRITCHARD
ARCHITECTURE
Porters Lodge, College Road
HM Naval Base, Portsmouth, P01 3LJ
email: studio@pritchardarchitecture.co.uk

Revisions:	P1 Preliminary Issue	30/09/2019
	P3 Issue to Clinet and QS	14/10/2019
	T1 Tender Issue	25/10/2019

PROJECT: **Dry Dock No.2 Access**

SHEET: **Balustrade Details**

This drawing is ©copyright Pritchard Architecture 2018. No dimensions to be scaled from this drawing except for planning purposes

DRAWING NO: **A1005 601**

SCALE: **1:10**

0 100 200 300 400 500 mm

REV: **T1**

DATE: **Sept 19**