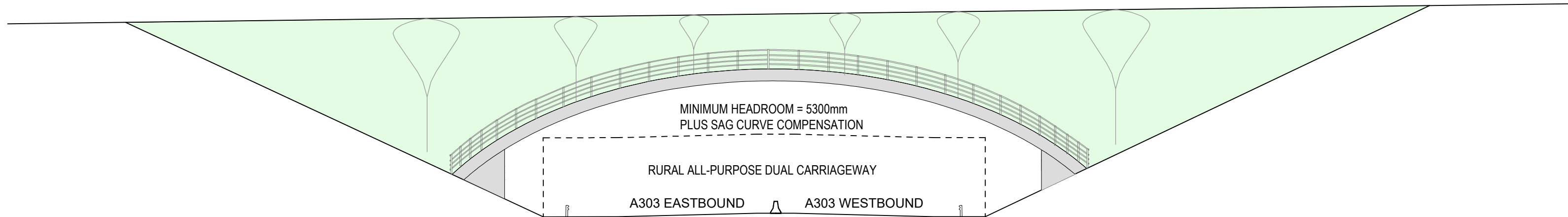
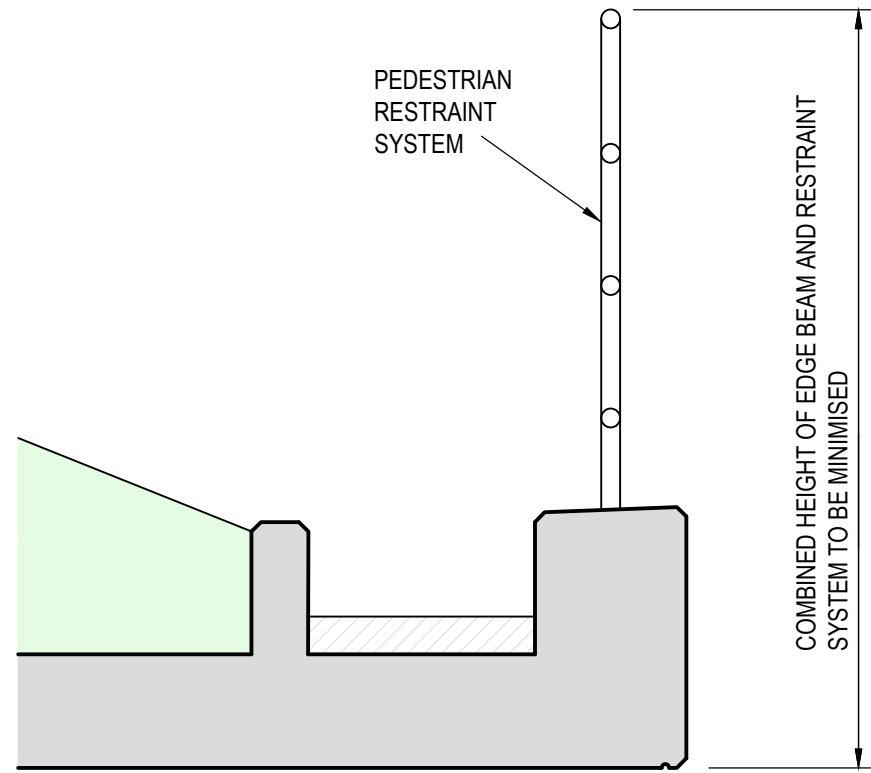


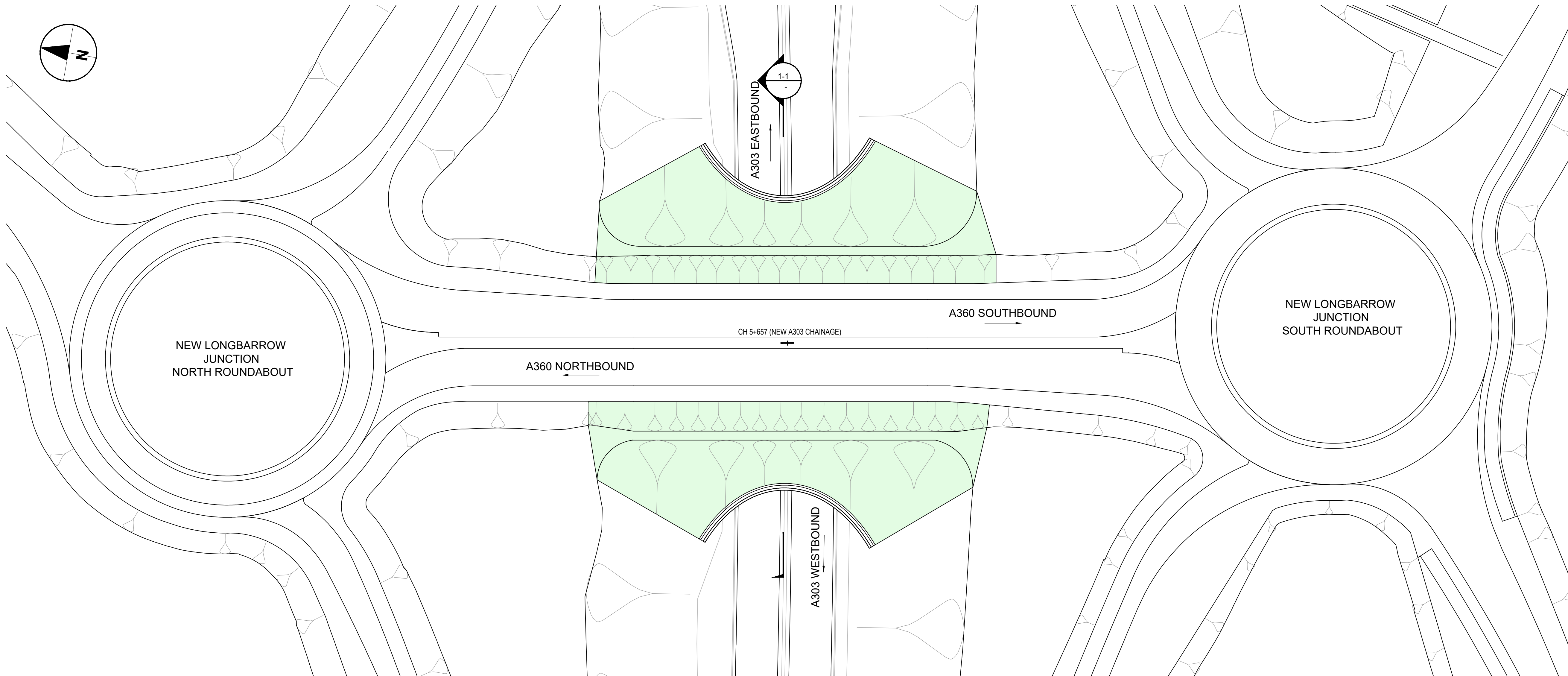
SECTION 1-1
SCALE 1:100



WEST ELEVATION
SCALE 1:250



INDICATIVE EDGE DETAIL
SCALE 1:20



PLAN
SCALE 1:500

NOTES:

1. THIS DRAWING SHALL BE READ IN CONJUNCTION WITH THE REQUIREMENTS OF THE SCOPE.
2. THIS DRAWING SHOWS THE STRUCTURE MINIMUM GEOMETRIC REQUIREMENTS.
3. EXCEPT FOR FIGURED DIMENSIONS, THE DESIGN SHOWN IN THIS DRAWING IS INDICATIVE AND IS SUBJECT TO DETAILED DESIGN DEVELOPMENT TO DELIVER THE DESIGN VISION AND PRINCIPLES AND TO MEET THE COMMITMENTS SET OUT IN THE OEMP.

For Tender, 6 April 2020	PB	23/03/20	P01	
Revision Details	By	Date	Check	Suffix

Purpose of issue
FOR TENDER

Client
**highways
england**

Project Title
**A303
Amesbury to Berwick Down
(Stonehenge)**

Drawing Title
**GREEN BRIDGE THREE
GEOMETRIC REQUIREMENTS**

Designed MG	Drawn PB	Checked PT	Approved PT	Date 10/03/20
Internal Project No. 6541439			Suitability D2	
Scale @ A1 AS SHOWN			Zone Z2-Long Barrow Junction Ch4500-6700	

THIS DOCUMENT HAS BEEN PREPARED PURSUANT TO AND SUBJECT TO THE TERMS OF AmW'S APPOINTMENT BY ITS CLIENT. AmW ACCEPTS NO LIABILITY FOR ANY USE OF THIS DOCUMENT OTHER THAN BY ITS ORIGINAL CLIENT OR FOLLOWING AmW'S EXPRESS AGREEMENT TO SUCH USE, AND ONLY FOR THE PURPOSES FOR WHICH IT WAS PREPARED AND PROVIDED.

Highways England Project Office
Temple Quay House
2 The Square, Temple Quay
Bristol, BS1 6HA



Drawing Number HE551506	I Originator -AMW	I Volume -SBR -	Rev P01
Location Z2_BR_L00_Z	I Type -DR-CB-1540	I Role 1	I Number 1