










































































































FIRE DETECTION			LUMINAIRES & SWITCHES			ANCILLARY EQUIPMENT			POWER		
SYMBOL	DESCRIPTION	STANDARD MOUNTING HEIGHT (AFFL)	SYMBOL	DESCRIPTION	STANDARD MOUNTING HEIGHT (AFFL)	SYMBOL	DESCRIPTION	STANDARD MOUNTING HEIGHT (AFFL)	SYMBOL	DESCRIPTION	STANDARD MOUNTING HEIGHT (AFFL)
	FIRE ALARM CONTROL PANEL	TBC		1 WAY LIGHT SWITCH (No = Number of gangs)	900 - 1200		TELEVISION POINT	BY ARCHITECT		SINGLE 13A SWITCHED SOCKET	BY ARCHITECT
	SMOKE DETECTOR	CEILING		RETRACTIVE LIGHT SWITCH (NO = NUMBER OF GANGS)	900 - 1200		DOOR BELL	BY ARCHITECT		LOCKABLE SINGLE 13 A SWITCHED SOCKET	BY ARCHITECT
	SMOKE DETECTOR WITH SOUNDER BASE	CEILING		2 WAY LIGHT SWITCH	900 - 1200		CEILING MOUNTED EXTRACT FAN	BY ARCHITECT		DOUBLE 13A SWITCHED SOCKET	BY ARCHITECT
	OPTICAL / HEAT DETECTOR	CEILING		INTERMEDIATE LIGHT SWITCH	900 - 1200		SOUND LIMITER DOOR CONTACT	BY ARCHITECT		SINGLE 13A UNSWITCHED SOCKET	BY ARCHITECT
	HEAT DETECTOR	CEILING		3 POSITION OVERRIDE SWITCH (ON - OFF - AUTO)	900 - 1200		DISABLED ALARM CONTROL PANEL	BY ARCHITECT		DOUBLE 13A UNSWITCHED SOCKET	BY ARCHITECT
	SMOKE DETECTOR WITH SOUNDER BASE	CEILING		6A CEILING MOUNTED PULL SWITCH	CEILING		DISABLED ALARM INDICATOR	BY ARCHITECT		DOUBLE 13A DUAL EARTH SWITCHED SOCKET (for ICT use)	BY ARCHITECT
	HEAT DETECTOR WITH SOUNDER BASE	CEILING		DP KEYSWITCH / EMERGENCY TEST KEYSWITCH	900 - 1200		DISABLED ALARM RESET	BY ARCHITECT		WEATHER PROOF SINGLE 13A SWITCHED SOCKET OUTLET	BY ARCHITECT
	SMOKE DETECTOR WITH SOUNDER BASE & BEACON	CEILING		DIMMER SWITCH	900 - 1200		EMERGENCY STOP PUSHBUTTON	BY ARCHITECT		SINGLE 110V SOCKET OUTLET	BY ARCHITECT
	HEAT DETECTOR WITH SOUNDER BASE & BEACON	CEILING		LIGHTING CONTROL MODULE	CEILING VOID		REFUGE ALARM OUTSTATION	BY ARCHITECT		13A SWITCHED FUSED CONNECTION UNIT	BY ARCHITECT
	SOUNDER BASE & BEACON	CEILING		PHOTOELECTRIC CELL	BY ARCHITECT		BT OPENREACH ONT	BY ARCHITECT		13A UNSWITCHED FUSED CONNECTION UNIT	BY ARCHITECT
	SOUNDER BASE	CEILING		CEILING MOUNTED PRESENCE DETECTOR	CEILING		TIME SWITCH	BY ARCHITECT		20A DOUBLE POLE SWITCH	BY ARCHITECT
	MULTISENSOR T DETECTOR WITH SOUNDER BASE & BEACON	CEILING		CEILING MOUNTED ABSENCE DETECTOR	CEILING		THERMOSTAT	BY ARCHITECT		KEY SWITCHED FUSED CONNECTION UNIT (FOR FIRE ALARM USE)	BY ARCHITECT
	BREAKGLASS CALL POINT	1400mm		WALL MOUNTED LONG RANGE MOVEMENT DETECTOR (P= PRESENCE A= ABSENCE)	TBC	INTRUDER ALARMS				SINGLE 13A FLOOR SOCKET OUTLET	FLOOR
	ELECTRONIC SOUNDER WITH BEACON	TBC		WALL MOUNTED SHORT RANGE MOVEMENT DETECTOR (P= PRESENCE A= ABSENCE)	TBC		INTRUDER ALARM PANEL	BY ARCHITECT		DOUBLE 13A FLOOR SOCKET OUTLET	FLOOR
	ELECTRONIC SOUNDER	TBC		TRIPLE POLE FAN ISOLATOR	BY ARCHITECT		REMOTE KEYPAD	BY ARCHITECT	ABBREVIATIONS CM - CEILING MOUNTED CV - INSTALLED WITHIN CEILING VOID HL - HIGH LEVEL (REFER TO MOUNTING HEIGHT) LL - LOW LEVEL (REFER TO MOUNTING HEIGHT) C - CLEANERS SOCKET IP65 - IP65 RATED SOCKET HD - HAND DRYER FCU WH - WATER HEATER FCU RV - IN ROOF VOID + - ABOVE WORKTOP USB - SOCKET INCORPORATING USB OUTLET UF - URINAL FLUSH HRU - MECH SERVICES HEAT RECOVERY UNIT EF - MECH SERVICES EXTRACT FAN		
	INTERFACE UNIT CV = MOUNTED WITHIN CEILING VOID	TBC		CEILING MOUNTED POINT SOURCE LUMINAIRE	CEILING		DOOR CONTACT	BY ARCHITECT			
	BEAM DETECTOR TRANSMITTER	TBC		EMERGENCY EXIT LUMINAIRE	BY ARCHITECT		DUAL TECH SENSOR	BY ARCHITECT			
	BEAM DETECTOR RECEIVER	TBC		DIRECTIONAL EMERGENCY EXIT LUMINAIRE	BY ARCHITECT		INTERNAL SOUNDER	BY ARCHITECT			
	BEACON	TBC		SURFACE LINEAR LUMINAIRE	CEILING		PANIC ALARM	BY ARCHITECT			
	DOOR RETAINING MAGNET	TBC		RECESSED 600X600 MODULAR LUMINAIRE	CEILING		CEILING FIXED DUAL TECH SENSOR	BY ARCHITECT		EN 60309 SWITCHED SOCKET OUTLET SINGLE PHASE (RATING AS NOTED)	BY ARCHITECT
	POWER SUPPLY UNIT (DOOR RETAINERS)	TBC		RECESSED LINEAR LUMINAIRE	CEILING		EXTERNAL STROBE/SOUNDER UNIT	BY ARCHITECT		EN 60309 SWITCHED SOCKET OUTLET THREE PHASE (RATING AS NOTED)	BY ARCHITECT
	REMOTE INDICATOR	CEILING		1200 x 600 MODULAR LUMINAIRE	CEILING		DUMMY EXTERNAL STROBE/SOUNDER UNIT	BY ARCHITECT		ISOLATOR	BY ARCHITECT
ACCESS CONTROL				WALL MOUNTED LUMINAIRE	BY ARCHITECT		ROLLER SHUTTER DOOR CONTACT	BY ARCHITECT		SPN ISOLATOR (RATING AS NOTED)	BY ARCHITECT
	PUSH TO RELEASE BUTTON	BY ARCHITECT		EXTERNAL FLOODLIGHT LUMINAIRE	BY ARCHITECT	CCTV				TPN ISOLATOR (RATING AS NOTED)	BY ARCHITECT
	EMERGENCY RELEASE BREAKGLASS	BY ARCHITECT	COMMUNICATIONS				CCTV DOME CAMERA			CONTACTOR	TBC
	DOOR ACCESS RELEASE HANDSET	BY ARCHITECT		TELEPHONE POINT	BY ARCHITECT		NETWORK VIDEO RECORDER (NVR)			COOKER CONTROL SWITCH	BY ARCHITECT
	ELECTRIC RELEASE POWER SUPPLY	BY ARCHITECT		SINGLE DATA POINT	BY ARCHITECT		CCTV MONITOR			COOKER OUTLET	BY ARCHITECT
	DOOR ACCESS CONTROL CONTROLLER	BY ARCHITECT		TWIN DATA POINT	BY ARCHITECT		CCTV COLUMN			MAINS DISTRIBUTION BOARD	760 - 1200
	EXTERNAL INTERCOM WITH CARD/PROXIMITY READER ON BOARD	BY ARCHITECT	CONTAINMENT				INTERNAL CCTV DOME CAMERA			METER	TBC
	VIDEO HANDSET	BY ARCHITECT		DESCRIPTION			EXTERNAL CCTV CAMERA			HAND DRIER	BY ARCHITECT
	PROXIMITY /CARD READER	BY ARCHITECT		3 COMPARTMENT CABLE BASKET WITHIN ROOF VOID						WATER HEATER	BY ARCHITECT
	MAGLOCK	BY ARCHITECT								SHAVER POINT	BY ARCHITECT
										TOWER RAIL	BY ARCHITECT
										FAN ISOLATOR	BY ARCHITECT
										HAIR DRIER	BY ARCHITECT
										ROLLER SHUTTER KEY SWITCH	BY ARCHITECT

A		TENDER ISSUE	JULY 22	NR	AW
rev.	description		date	drawn	approved
information		approval	tender	contract	construction

Axis Mechanical & Electrical Consulting Engineers

No.8 Poplars Court
Lenton Lane
Nottingham
NG7 2RR
United Kingdom

tel: +44 (0) 1509 678811
fax: +44 (0) 1509 678810
email: mail@axisconsult.co.uk
web: www.axisconsult.co.uk



client

SAWTRY PARISH COUNCIL

project

GREEN FIELD SPORTS FIELD
SAWTRY, HUNTINGDON

drawing

ELECTRICAL SERVICES
SYMBOLS

drawn

N.R.

approved

A.W.

date

JULY 22

scale

NTS

drawing ref.

AX1937-E-06

revision

A