

KH102

Installation : City College Plymouth

Project number : 1059CLN

Customer : Simon Wheeler @ Vickery Holman Plymouth

Processed by : Chris Norsworthy

Date : 26.05.2017

Project description:

I have carried out calculations as per your instructions and guidance. Please check and confirm all details are correct. All areas have been assumed as being open plan without any obstructions above the working plane. Please be aware of L2 requirements and check that conformity has been met where required. SBEM calculations are the responsibility of the contractor.

If our design has been submitted with emergency lighting coverage, it was designed as a service to provide an overall illuminance in line with current emergency lighting recommendations, but to be strictly in line with guidelines, other factors need to be considered including, but not limited to,

- Any change of direction requires emergency lighting consideration.
- Any change in floor levels (Including a step or ramp) requires additional consideration.
- Any fire-fighting equipment (Hoses or extinguishers) needs additional consideration.
- Any fire assembly areas require additional considerations.
- All fire call points require additional consideration.
- Exit routes need extra considerations.

We have not carried out a risk assessment for emergency lighting on the site. We accept no responsibility for current requirements that under HSE and fire regulations are the responsibilities of the 'Responsible Person' or management of the site owners or operators. The emergency scheme must be checked and confirmed with a local building/fire control officer and ultimately approved by the owner of the building.

We have used common design parameters in order to carry out all our calculations and if any divergences that are not accepted, please contact us in order for re calculations to be carried out prior to an order. Please ensure that this lighting scheme complies with all requirements, and if further details/ calculations are required please contact us on the above number. Final quantities are to be confirmed prior to an order/installation.

Whilst every effort will be made by Fitzgerald to adhere to the written or product specification, it is always the responsibility of the customer to ensure that any scheme, specification or product satisfies the end users requirements.

The following values are based on exact calculations on calibrated lamps, luminaires and their arrangement. In practice, gradual divergences can occur.

Guarantee claims for luminaire data are excluded.

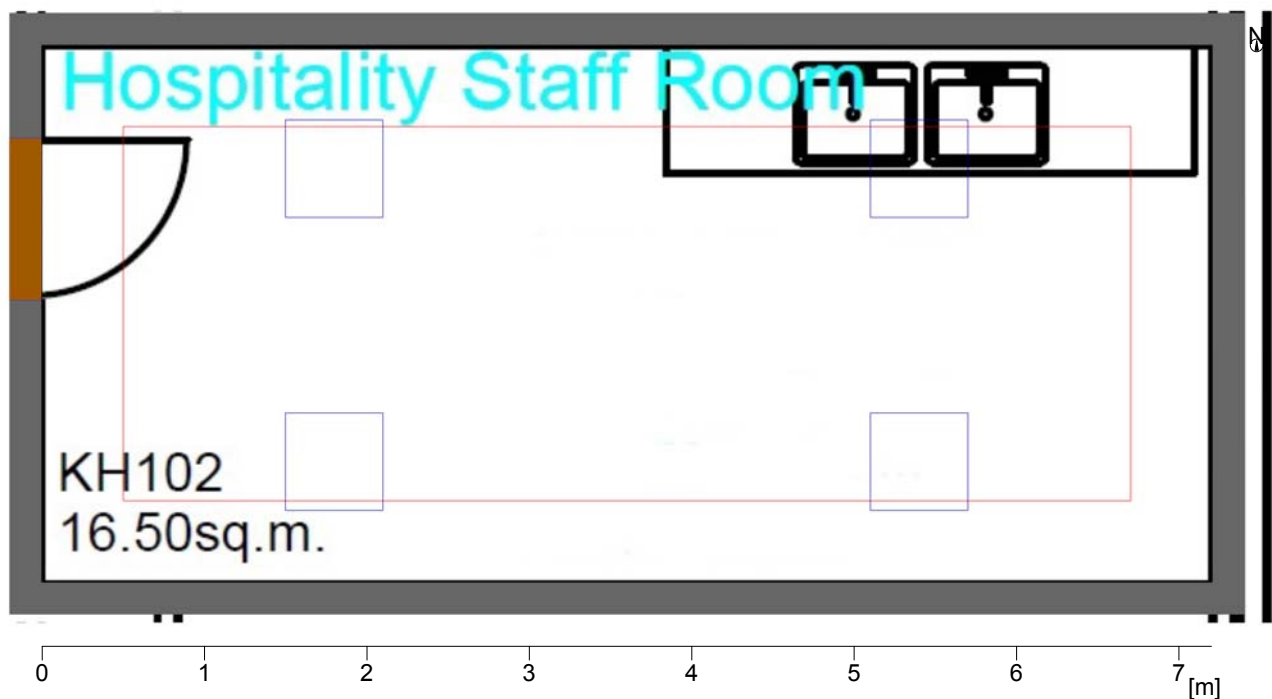
Relux and the luminaire manufacturers accept no liability for consequential damage and damage which is occasioned to the user or to third parties.

Object : KH102
 Installation : City College Plymouth
 Project number : 1059CLN
 Date : 26.05.2017

1 KH102

1.1 Description, KH102

1.1.1 Floor plan



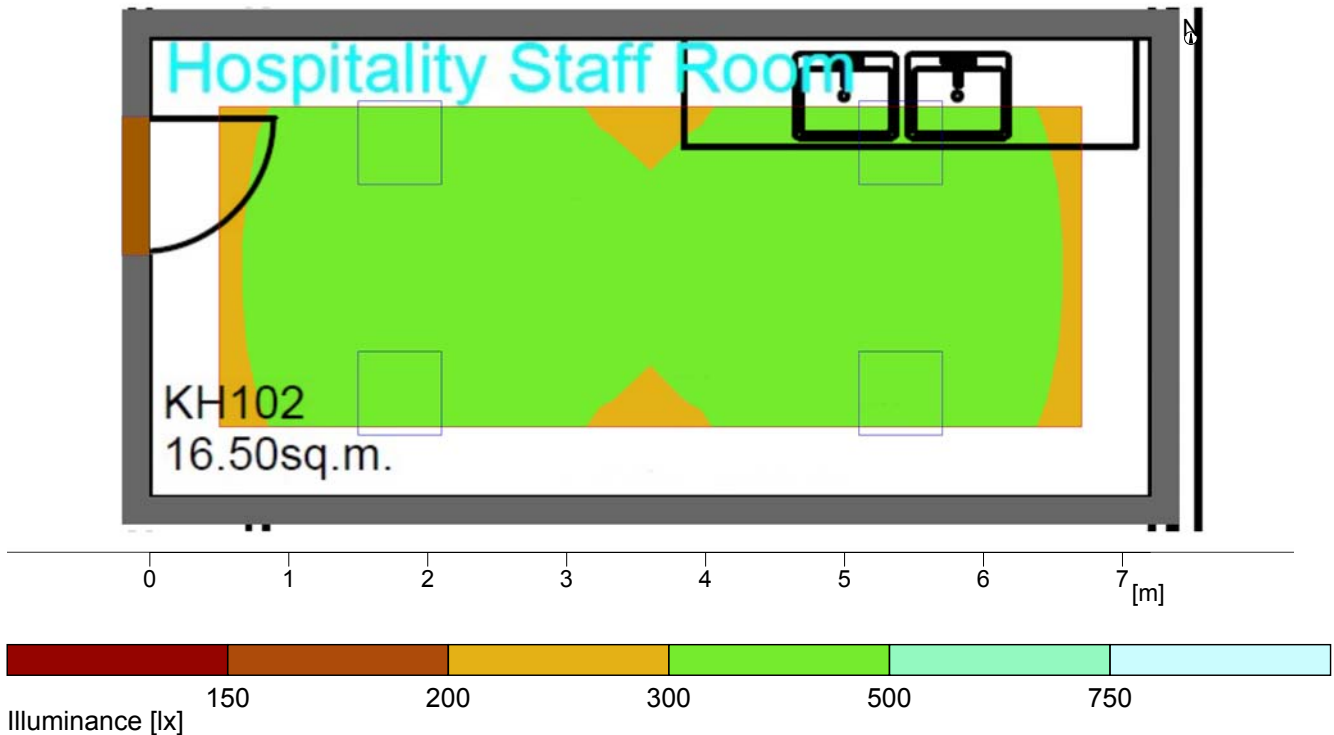
Wall	x	y	Length	Reflectance
1	7.50 m	0.25 m	7.20 m	50.0 %
2	7.50 m	3.55 m	3.30 m	50.0 %
3	0.30 m	3.55 m	7.20 m	50.0 %
4	0.30 m	0.25 m	3.30 m	50.0 %
Floor				20.0 %
Ceiling				70.0 %
Room height		2.80 m		
Height of reference plane		0.75 m		

Object : KH102
 Installation : City College Plymouth
 Project number : 1059CLN
 Date : 26.05.2017

1 KH102

1.2 Summary, KH102

1.2.1 Result overview, Evaluation area 1



General

Calculation algorithm used
 Height of luminaire plane
 Maintenance factor

Average indirect fraction
 2.80 m
 0.85

Total luminous flux of all lamps
 Total power
 Total power per area (23.76 m²)

14040 lm
 132.0 W
 5.56 W/m² (1.49 W/m²/100lx)

Evaluation area 1

Reference plane 1.1

Horizontal
 Em
 Emin
 Emin/Eav (Uo)
 UGR (2.1H 4.5H)
 Position

374 lx
 283 lx
 0.76
 <=19.6
 0.75 m

Major surfaces

Uo

Type No. Make

1 4


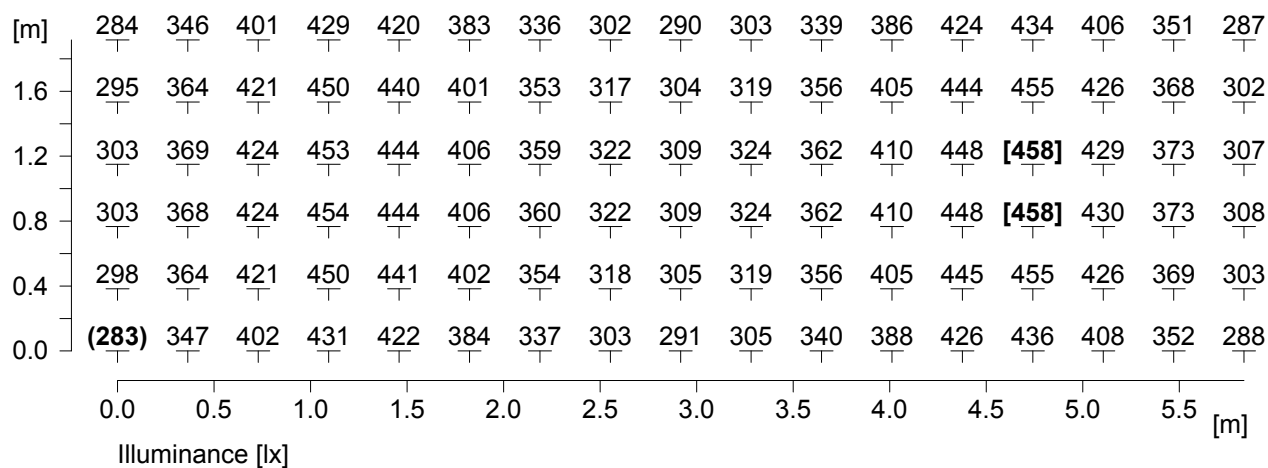
Fitzgerald Lighting

Order No. : CE35/B/CO/840
 Luminaire name : Celestial LED
 Equipment : 1 x LED PANEL / 3510 lm

1 KH102

1.3 Calculation results, KH102

1.3.1 Table, Reference plane 1.1 (E)



Height of the reference plane

Average illuminance	Eav	: 0.75 m
Minimum illuminance	Emin	: 374 lx
Maximum illuminance	Emax	: 283 lx
Uniformity Uo	Emin/Eav	: 458 lx
		: 1 : 1.32 (0.76)

1.3 Calculation results, KH102

1.3.2 3D luminance, View from the left



Luminance in the scene

Minimum: : 0 cd/m²
Maximum: : 81 cd/m²

1.3 Calculation results, KH102

1.3.3 3D pseudo colours, View from the left (E)

