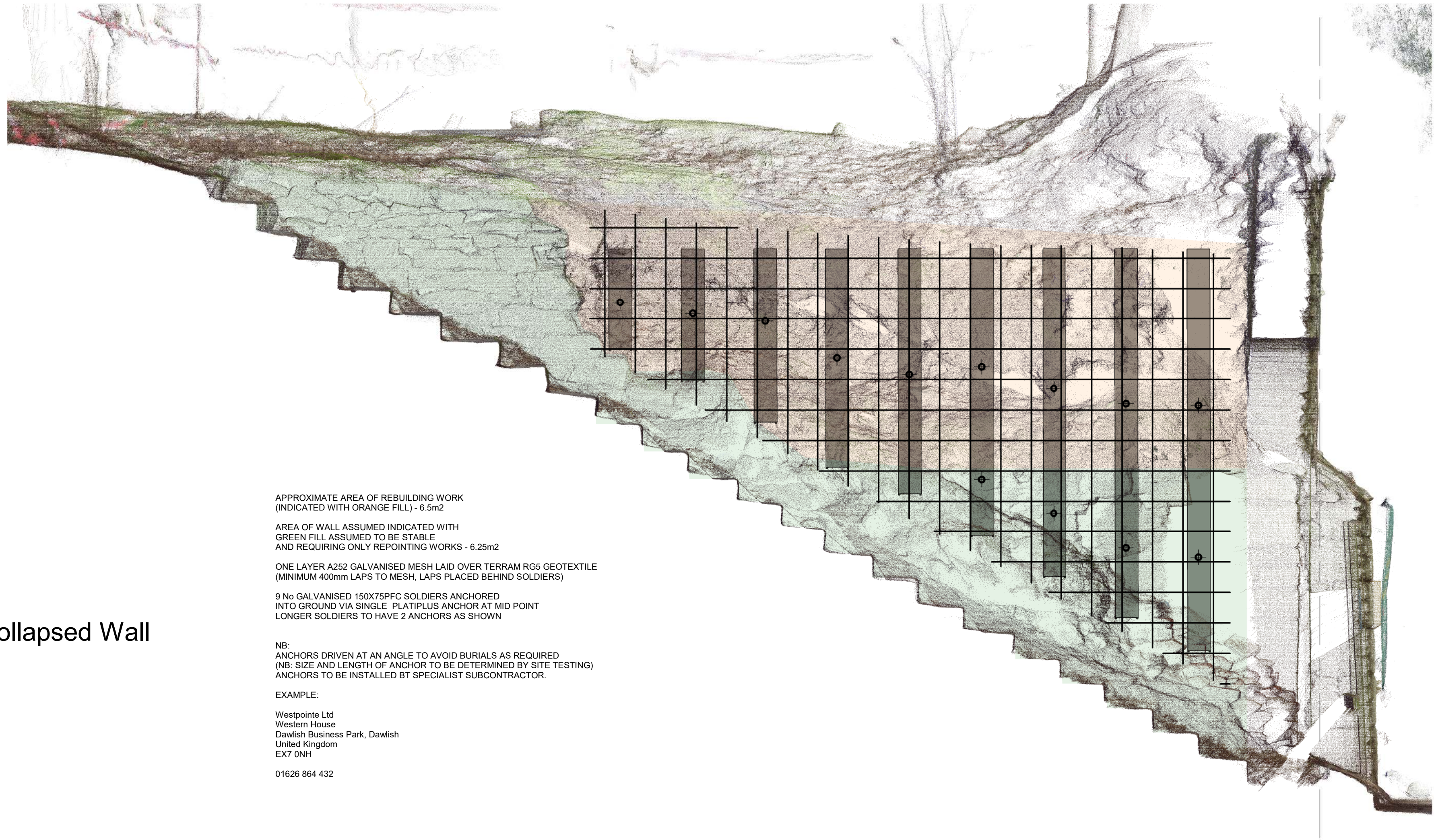


This drawing is © pdp Green Consulting Ltd.
Notes

1. This drawing is to be read in conjunction with drawings, details and specifications issued for construction purposes as appropriate.
 2. The Contractor is responsible for all dimensions and for the correct setting out of the work on site. Only figured dimensions are to be used. Any discrepancies are to be reported before proceeding.
 3. All materials and workmanship to comply with current British Standards and Codes of Practice.
 4. This drawing is not to be used for construction unless marked in the drawing status box "FOR CONSTRUCTION".
 5. The user of the designs and details represented by this document are recommended to ensure that they are fully conversant with the Construction (Design and Management) Regulations 2015 in respect of any construction activities for which this document may be used.
- In particular, the user must ensure that a Principle Designer and Principle Contractor have been appointed and in addition they have the appropriate experience and capability for those functions.
- If the use of this document has any doubts as to their statutory obligations in this regard, they should contact PDP Green on 01872 265400 and as for the Health and Safety Advisor.



APPROXIMATE AREA OF REBUILDING WORK
(INDICATED WITH ORANGE FILL) - 6.5m²

AREA OF WALL ASSUMED INDICATED WITH
GREEN FILL ASSUMED TO BE STABLE
AND REQUIRING ONLY REPOINTING WORKS - 6.25m²

ONE LAYER A252 GALVANISED MESH LAID OVER TERRAM RG5 GEOTEXTILE
(MINIMUM 400mm LAPS TO MESH, LAPS PLACED BEHIND SOLDIERS)

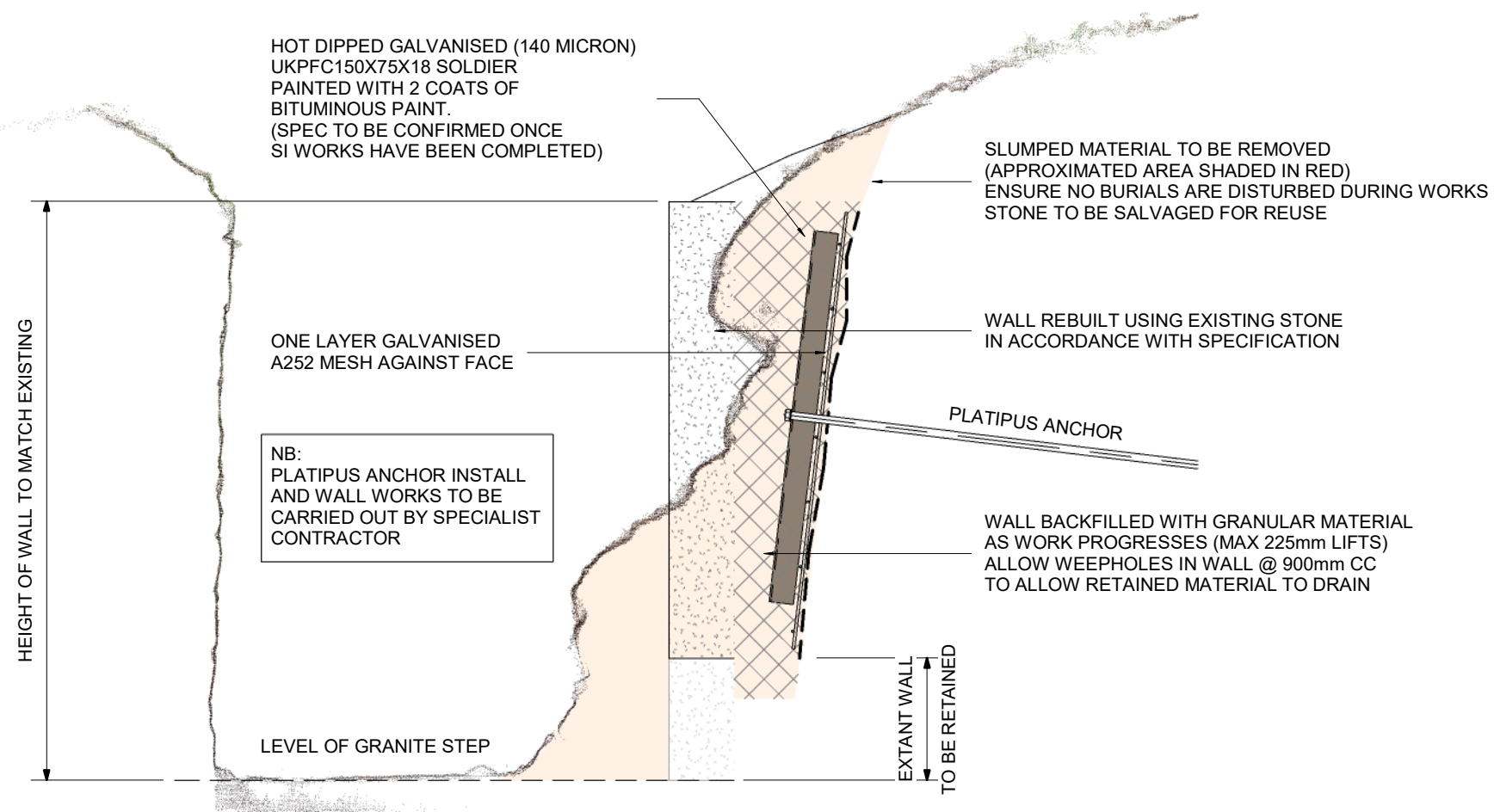
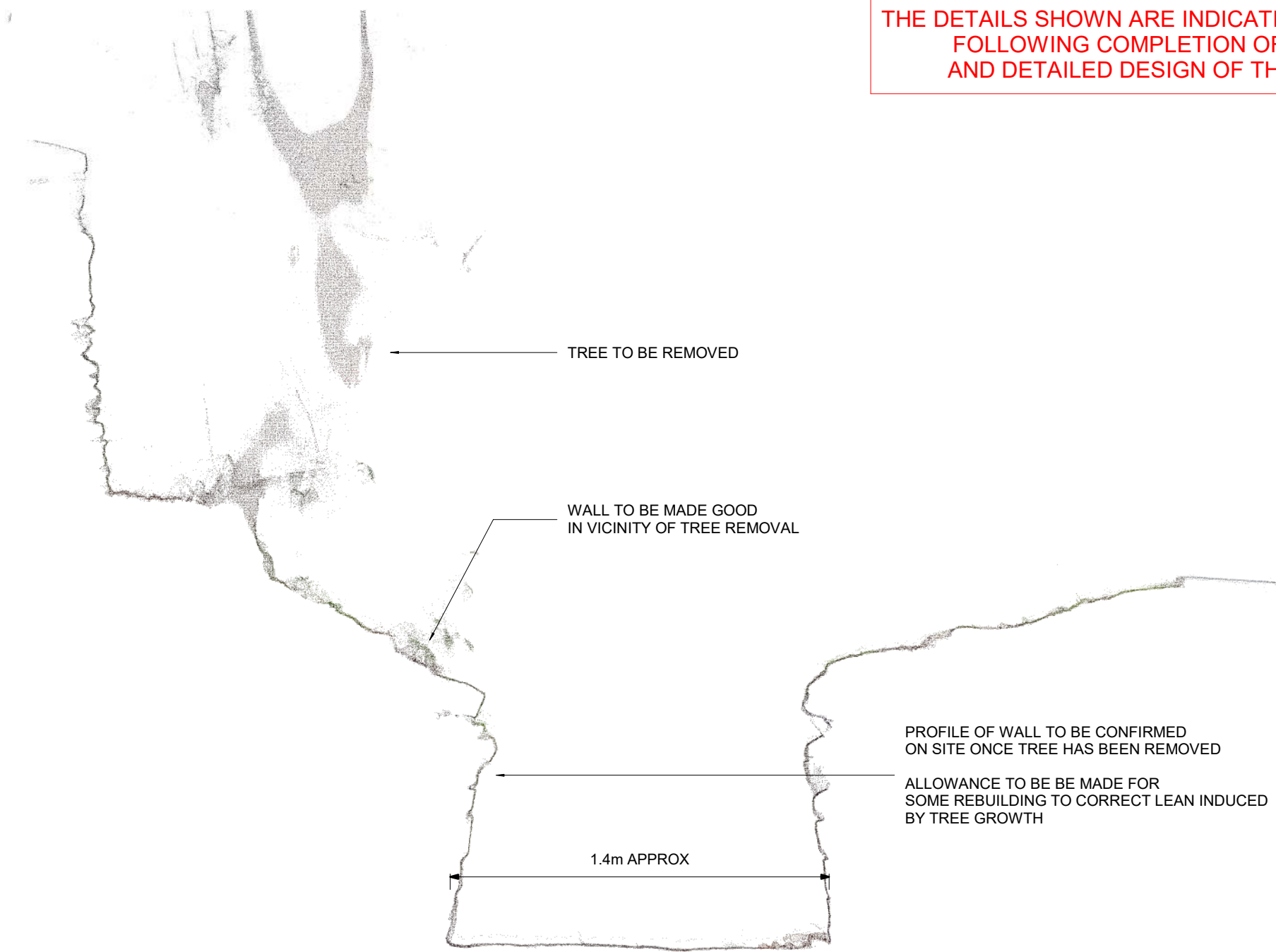
9 No GALVANISED 150X75PFC SOLDIERS ANCHORED
INTO GROUND VIA SINGLE PLATIPLUS ANCHOR AT MID POINT
LONGER SOLDIERS TO HAVE 2 ANCHORS AS SHOWN

NB:
ANCHORS DRIVEN AT AN ANGLE TO AVOID BURIALS AS REQUIRED
(NB: SIZE AND LENGTH OF ANCHOR TO BE DETERMINED BY SITE TESTING)
ANCHORS TO BE INSTALLED BY SPECIALIST SUBCONTRACTOR.

EXAMPLE:
Westpointe Ltd
Western House
Dawlish Business Park, Dawlish
United Kingdom
EX7 0NH
01626 864 432

1 Elevation on Collapsed Wall
1 : 20

THE DETAILS SHOWN ARE INDICATIVE AND ARE SUBJECT TO CONFIRMATION
FOLLOWING COMPLETION OF THE SOIL INVESTIGATION ON SITE
AND DETAILED DESIGN OF THE ROAD BANK RETENTION SYSTEM.



2 Section at Top of Steps
1 : 20

3 Typical Section
1 : 20

B	FEB 2021	TENDER ISSUE	MG	TH
Rev	Date	Amendments	By	QA

TENDER ISSUE

Project Leader:	Designer:	Assistant:
RG	RG	MG

Drawing:
Wall Remediation Works (1 of 2)

Client:
Falmouth Town Council

Job Title:
Heritage Restoration of Falmouth's Ponsharden
Cemeteries

pdp Green Consulting Ltd

Calverick House
Turo Technology Park
Heron Way, Newham
Turo, Cornwall
TR1 2N1
Tel: 01872 265400
Fax: 01872 278556

Email: reception@pdpgreen.co.uk
Architecture, Structural and Civil Engineering

Dwg No: 2501

Scale @ A1: As indicated
Date: April 2020

PDP Job No: J19-103
Rev: B