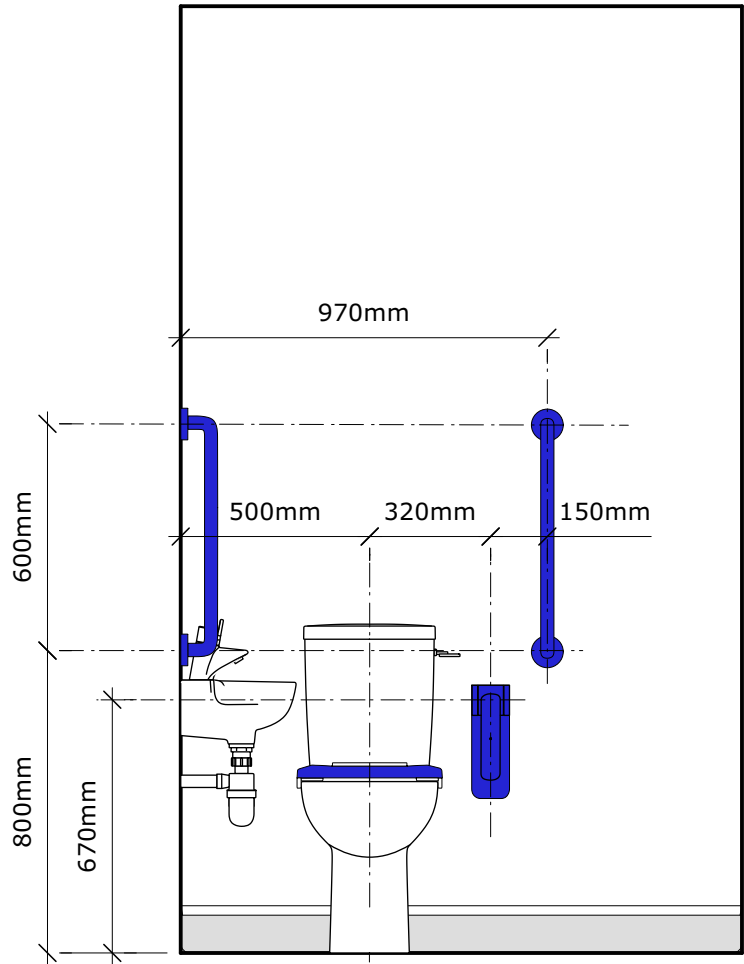
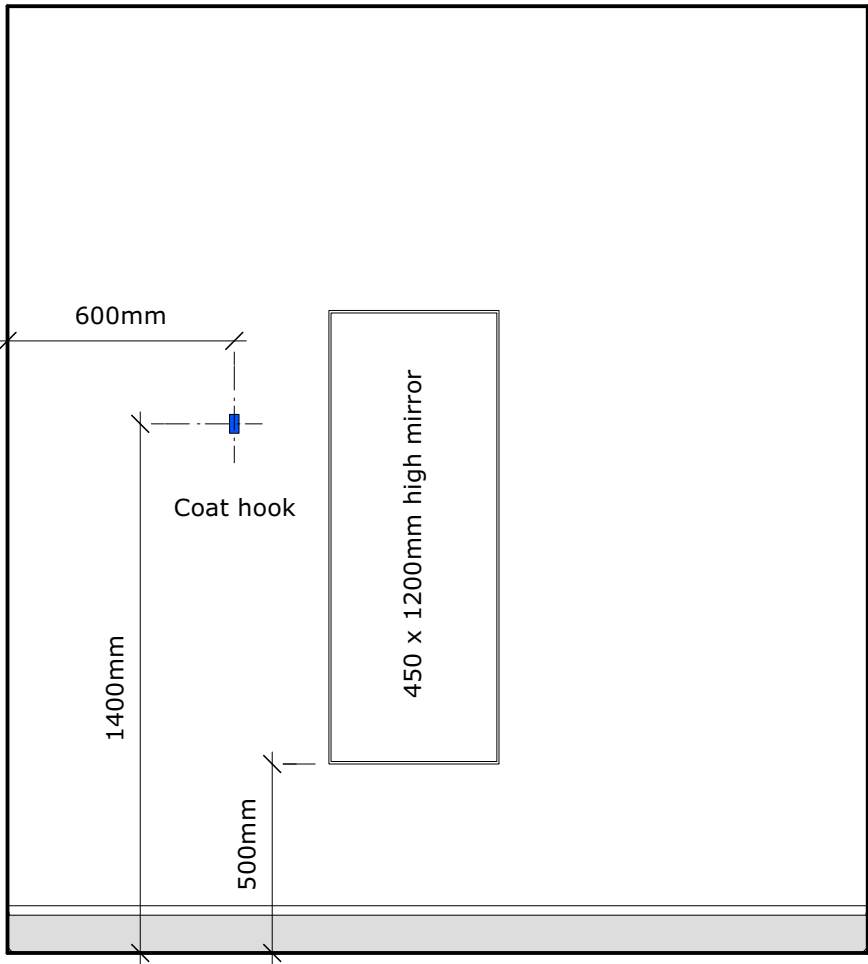


ELEVATION A



ELEVATION B

Altro C7 skirting capping
Altro turned up walls
100mm to form skirting



ELEVATION C

MATERIALS AND WORKMANSHIP: All works are to be carried out in a workmanlike manner. All materials and workmanship must comply with Regulation 7 of the Building Regulations, all relevant British Standards, European Standards, Agreement Certificates, Product Certification of Schemes (Kite Marks) etc. Products conforming to a European technical standard or harmonised European product should have a CE marking.

BUILDING REGULATION CONSTRUCTION NOTES: Generally all work to comply with current Building Regulations, relevant British Standards, BBA certificates and manufacturers installation requirements as appropriate.

HEALTH AND SAFETY: The contractor is reminded of their liability to ensure due care, attention and consideration is given in regard to safe practice in compliance with the Health and Safety at Work Act 1974.

LIGHTING: All new internal light fittings to be dedicated energy efficient compact fluorescent lamps. Wet rooms are to have suitable IP rated fittings.

SMOKE/HEAT DETECTION: Detectors are to be mains powered inter-linked detectors to BS 5446 and BS:5839 Part 6 complete with battery back up, fixed to ceilings at a minimum 300mm from any wall or light fitting.

VENTILATION:
Intermittent Extract:
Wetrooms to be fitted with mechanical extract ventilators capable of achieving minimum extract rates listed below:

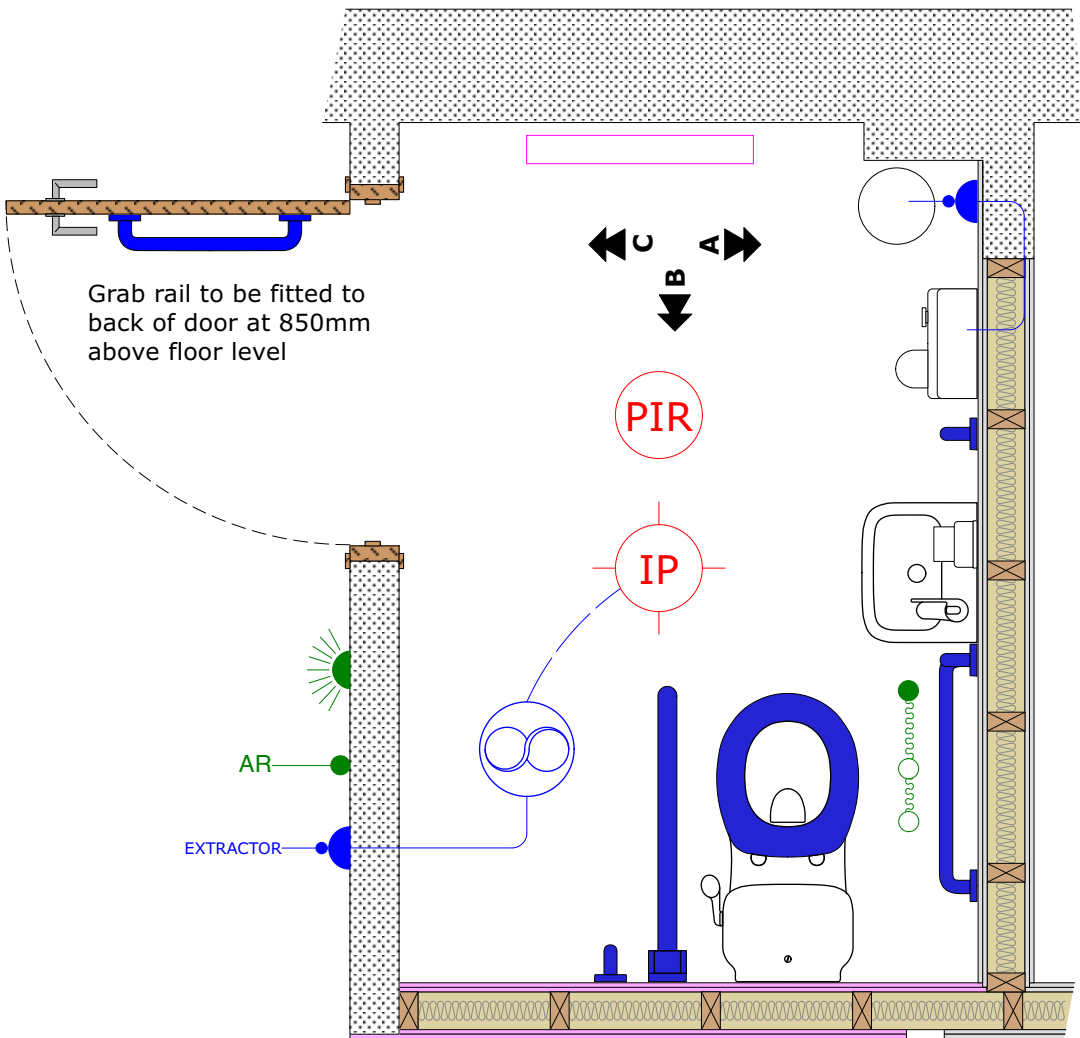
WC = 15 l/s with 15 minute overrun timer
WATER SUPPLY: Blending valves to be installed to all new fittings to ensure hot water does not exceed 48 degrees celsius.

ELECTRICAL: All electrical work required to meet the requirements of Part P must be designed, installed, inspected and tested by an electrician registered under an Approved Competent Persons Scheme. Prior to completion the Council should be satisfied that Part P has been complied with. This may require an appropriate BS 7671 electrical installation certificate to be issued for the work by a person competent to do so. All switches and socket outlets to be positioned between 450mm and 1200mm from FFL.

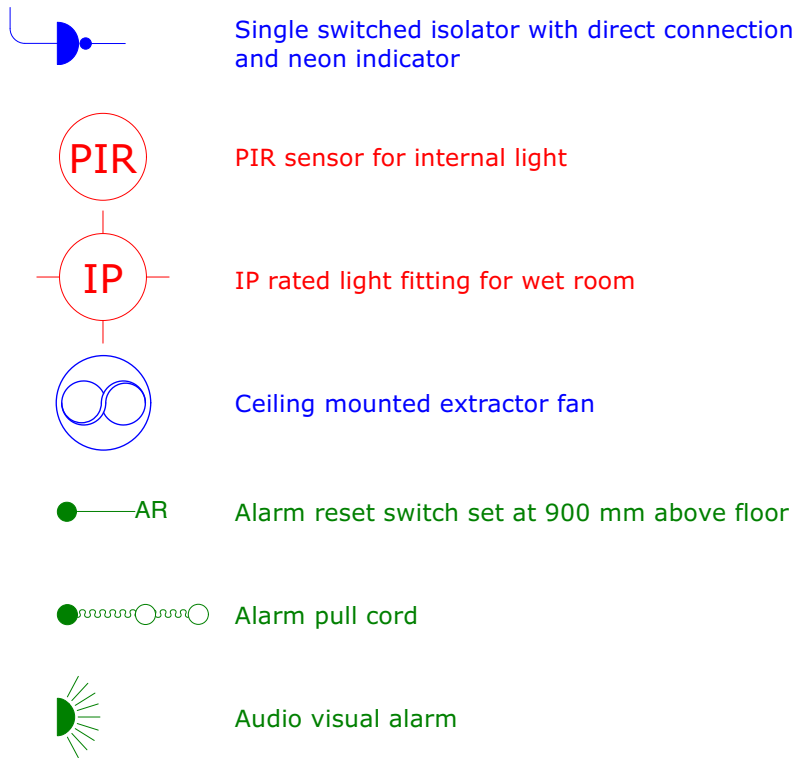
Disabled WC furniture to be as Armitage Shanks 'Doc M contour 21 Close Coupled Pack'.

4 No. 600mm grab rails (Ref. S6454), 1 No. 450mm pull rail (Ref. S6452), hinged support rail (Ref. S6360) and seat no cover (Ref. S4066) all to be in blue.

Mirror to be 450mm x 1200mm.




DISABLED WC AS PROPOSED



- GENERAL NOTES**
- Dimensions are in millimetres (unless stated otherwise) and are to block or stud faces.
 - Drawings are not to be scaled, use figured dimensions only.
 - Notify the Architect of any discrepancies within the drawing and contact for clarification before proceeding.
 - All proprietary items to be fitted strictly in accordance with manufacturers instructions.
 - All works to be carried out in accordance with latest related British Standards and relevant codes of practice.

Rev	Date	Revision Description
Project Title		
WIVENHOE TOWN COUNCIL OFFICE REMODEL & EXTENSION		Scale 1 : 20 @ A2
		Project Ref. 3550
		Drawing Ref. TI-44
Drawing Title		Date Drawn OCTOBER 2022
TOILET AS PROPOSED		Drawn By IJ
		Checked By



DUNCAN CLARK & BECKETT LTD
12A William's Walk, Colchester, Essex, CO1 1TS
T: 01206 578732
E: mail@dcbaarchitects.co.uk
W: www.dcbarchitects.co.uk

RIBA **CIAT**

COPYRIGHT: This drawing and any design hereon is the copyright of Duncan Clark & Beckett Ltd and may not be reproduced without their written consent.

TENDER ISSUE