

SOC 3.1 SHO 1 WALL CASE



88 The Mount, York YO24 1AR

GENERAL DRAWING NOTES

© This drawing is not to be shown to any Third Party unless agreed by PLB.
DO NOT SCALE OFF THIS DRAWING except for the purposes of cost estimating & shop drawing production.
ALL DIMENSIONS TO BE CHECKED ON SITE

ALL DIMENSIONS ARE IN MILLIMETERS UNLESS OTHERWISE STATED
This drawing shows 'DESIGN INTENT' only.

It is the responsibility of the appointed contractor to finalise development, using specialists approved by PLB, & produce detailed working drawings, with a 10 year minimum lifespan.

ALL working drawings to be aesthetically approved by PLB prior to manufacture.

All Electrical & data communications systems must conform to the prevailing national regulations & any local bylaws pertaining. Unless stated otherwise all timber or timber based materials used, including sheet materials, as specified by BS 476 (or international equivalent), must be not less than Class 1 & any other material utilised must be in accordance with Class 1 spread of flame.

Exhibition/Furniture contractor to ensure that all unitary is securely and safely fixed in position where appropriate. All fixings to building fabric to be agreed/approved by client/architect. Exhibition contractor to supply samples of all finishes for approval by the client and PLB.

General

UT - Unit
GR - Graphic Item
DC - Display Case
PI - Physical Interactive
IT - Digital Interactive
AV - Audio Visual
OM - Object Mount
FN - Furniture Item

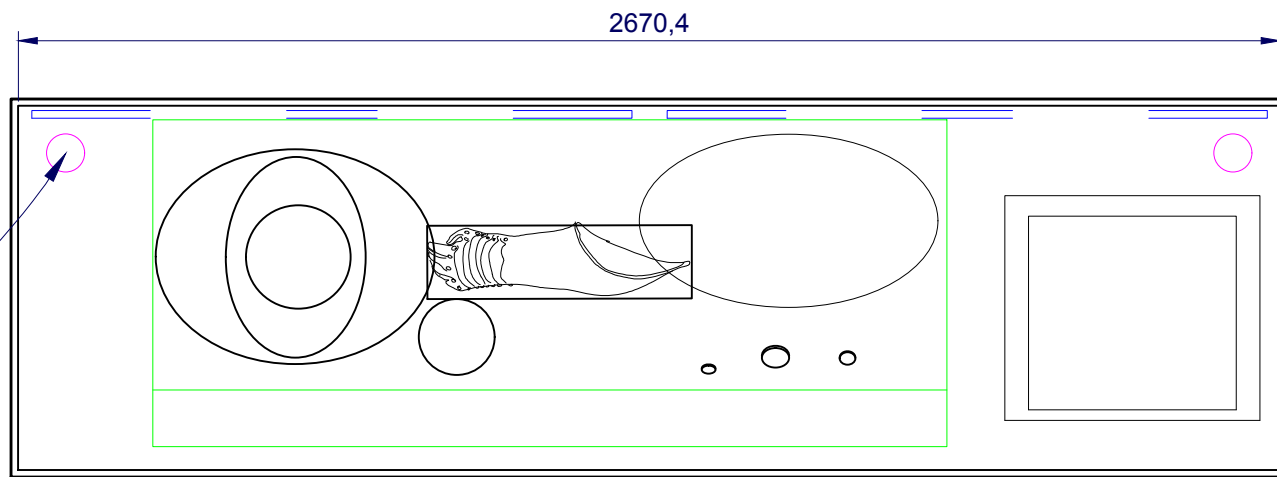
Other

SD - Scenic / Other Display
CC - Soft Furnishing / Curtains / Cushions
FT - Floor Finish / Treatment
EG - Emulsion / Gloss Paint Wall & Ceiling Finish
LS - Light Source / Fitting
FLL - Finished Floor Level
LG - Lower Ground / Basement
GF - Ground Floor
FF - First Floor
SF - Second Floor


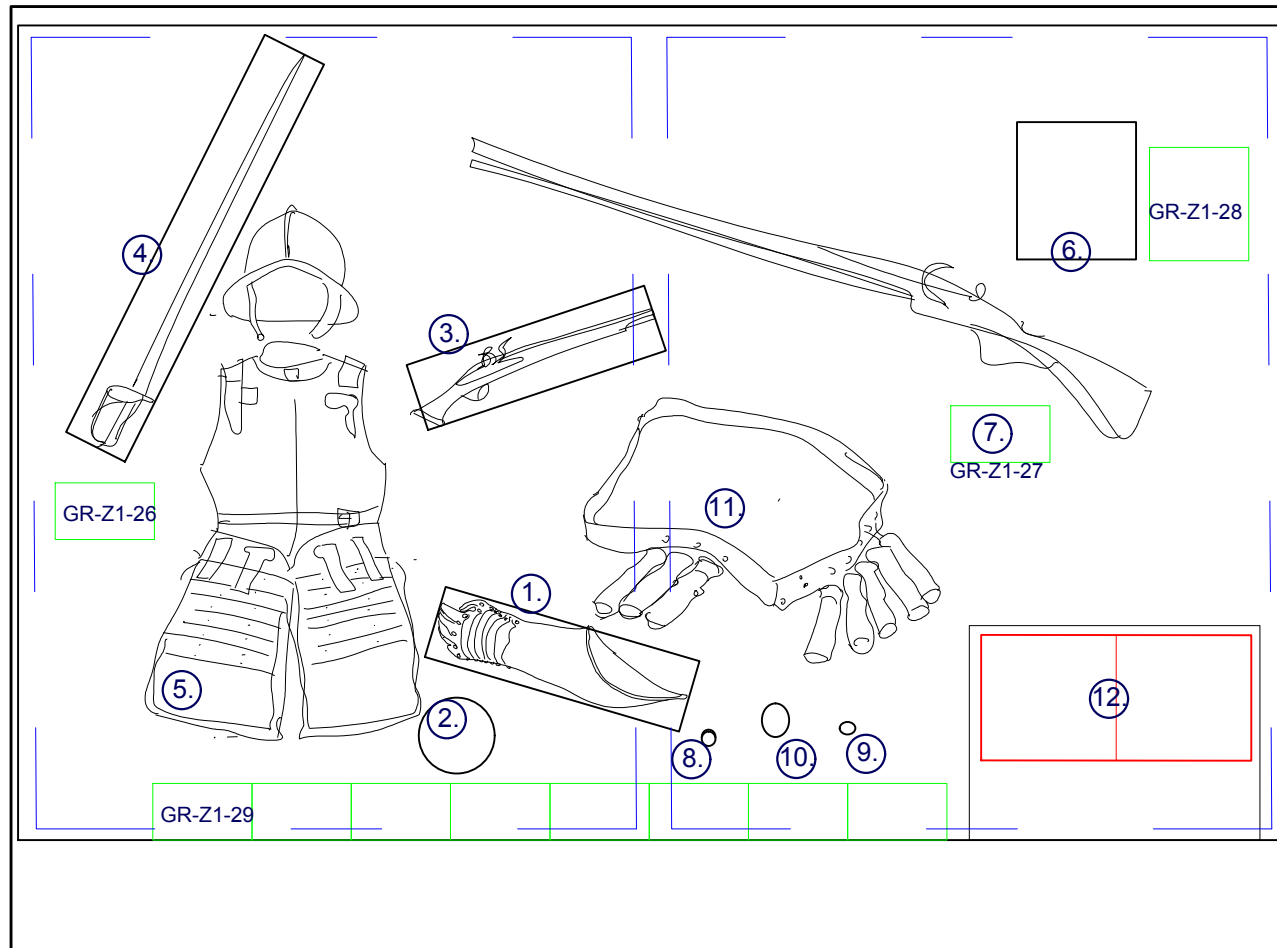
CONTRACTOR TO SURVEY SITE WITH REFERENCE TO ARCHITECT'S DRAWINGS AND AMEND THESE UNITARY DESIGNS ACCORDINGLY, TO ENSURE CLEAN FIT TO BUILDING.

MATERIAL AND FINAL FINISH SAMPLES TO BE PROVIDED BY CONTRACTORS FOR CLIENT APPROVAL.

ENSURE NO SHARP EDGES, PENCIL RADIUS THROUGHOUT.



VENT POSITION - NEW MINICLIMA VENT POSITIONS TO BE RETROFITTED POSITION TBC



- ① GAUNTLET, ELBOW 1645
NAM. 1996-04-219 - 4
- ② SHOT
NAM. 1967-07-5 - 1
- ③ PISTOL, FLINTLOCK, ENGLISH LOCK
NAM. 1995-07-55 - 1
- ④ PIKEMAN'S SWORD, 1640
NAM. 1964-08-34 - 5

- ⑤ PIKEMAN'S TASSET, 1640 (C)
NAM. 1996-07-279 - 5
- ⑥ ORDER FOR A CHARITABLE CONTRIBUTION FOR THE RELIEF OF MAYMED SOLDIERS
NAM. 1967-10-82 - 1
- ⑦ OPEN MUSKET, MATCHLOCK
NAM. 2021-02-6-1 - 1
- ⑧ SILVER BADGE COMMEMORATING SIR THOMAS FAIRFAX,
NAM. 1977-05-61 - 1

- ⑨ MEDAL BATTLE OF DUNBAR
NAM. 1984-03-70 - 1
- ⑩ SIR JOHN GELL MINIATURE
NAM. 1994-07-194 - 1
- ⑪ BANDOLIER, 1645 (C)
- ⑫ 'THE HONOUR OF THE ENGLISH SOLDIERY', PAMPHLET
NAM. 1973-12-18

REV.	DATE	NOTES	REV. BY
A	02/02/23	ESCUTCHEON REMOVED	CC
B	08/02/23	LABELS REMOVED	CC
C	19/04/23	AMENDS FOR BUILD TENDER PACKAGE	CC
*	DATE	First Issue	INITIAL

CLIENT NATIONAL ARMY MUSEUM			
JOB ARMY AT HOME			
DRAWING TITLE CASE LAYOUT: 1.1 CIVIL WARS			
AUTHOR	DATE	APPROVED	
CC	22/09/2022	**	
SCALES	1:16 @A3	*****	
DRAWING No	5782	01 50 111	C
PROJECT No	AREA No	DWG TYPE	REV
DRAWING STATUS For Review			
FOR EXPLANATIONS OF DRAWING CODES AND OTHER DRAWING INFORMATION SEE PLB DRAWING RESOURCE FILE			

SOC 1.5 SHO 1 WALL CASE



88 The Mount, York YO24 1AR

NOTES:

MINICLIMAS CONDITIONING SYSTEM, NEW UNIT TO BE INSTALLED
 DRESS BASEPANEL AND BACKPANELS TO BE 18MM ZFMDF WITH DACRYLATE VARNISH AND WATER BASED EMULSION, SPRAYED FINISH, COLOUR TBC
 ANGLED LABEL RAIL TO BASE OF CASE BY OTHERS
 ACCESS PANEL BELOW CASE TO ACT AS KIT STORE, SECURED WITH BUDGET LOCK
 ACCESS PANEL ABOVE CASE TO GIVE ACCESS TO POWER AND CEILING LIGHTING, SECURED WITH BUDGET LOCK TBC
 MINICLIMA VENT POSITION TBC, VENTS TO BE SPRAY FINISHED TO MATCH BASEPANEL AND TO BE RECESSED FLUSH
 SETWORKS AROUND CASE TO BE FINALISED, 5MM SHADOW GAP AROUND THE DISPLAY CASE TO ALLOW DOOR OPENING, TBC

GENERAL DRAWING NOTES

© This drawing is not to be shown to any Third Party unless agreed by PLB.
 DO NOT SCALE OFF THIS DRAWING except for the purposes of cost estimating & shop drawing production.
 ALL DIMENSIONS TO BE CHECKED ON SITE

ALL DIMENSIONS ARE IN MILLIMETERS UNLESS OTHERWISE STATED

This drawing shows 'DESIGN INTENT' only. It is the responsibility of the appointed contractor to finalise development, using specialists approved by PLB, & produce detailed working drawings, with a 10 year minimum lifespan.

ALL working drawings to be aesthetically approved by PLB prior to manufacture.

All Electrical & data communications systems must conform to the prevailing national regulations & any local bylaws pertaining. Unless stated otherwise all timber or timber based materials used, including sheet materials, as specified by BS 476 (or international equivalent), must be not less than Class 1 & any other material utilised must be in accordance with Class 1 spread of flame.

Exhibition/Furniture contractor to ensure that all unitary is securely and safely fixed in position where appropriate. All fixings to building fabric to be agreed/approved by client/architect. Exhibition contractor to supply samples of all finishes for approval by the client and PLB.

General

UT - Unit
 GR - Graphic Item
 DC - Display Case
 PI - Physical Interactive
 IT - Digital Interactive
 AV - Audio Visual
 OM - Object Mount
 FN - Furniture Item

Other

SD - Scenic / Other Display
 CC - Soft Furnishing / Curtains / Cushions
 FT - Floor Finish / Treatment
 EG - Emulsion / Gloss Paint Wall & Ceiling Finish
 LS - Light Source / Fitting
 FFL - Finished Floor Level
 LG - Lower Ground / Basement
 GF - Ground Floor
 FF - First Floor
 SF - Second Floor

CONTRACTOR TO SURVEY SITE WITH REFERENCE TO ARCHITECT'S DRAWINGS AND AMEND THESE UNITARY DESIGNS ACCORDINGLY, TO ENSURE CLEAN FIT TO BUILDING.

MATERIAL AND FINAL FINISH SAMPLES TO BE PROVIDED BY CONTRACTORS FOR CLIENT APPROVAL.

ENSURE NO SHARP EDGES, PENCIL RADIUS THROUGHOUT.

REV.	DATE	NOTES	REV. BY
A	31/10/22	MEDAL ADDED & PORTSMOUTH ENGRAVING REDUCED	CC
B	08/02/23	LABELS ADDED	CC
C	19/04/23	AMENDS FOR BUILD TENDER PACKAGE	CC
*	DATE	First Issue	INITIAL

CLIENT NATIONAL ARMY MUSEUM

JOB ARMY AT HOME

DRAWING TITLE

CASE LAYOUT: 1.2 A RESTORATION AND REVOLUTION

AUTHOR CC DATE 22/09/2022 APPROVED **

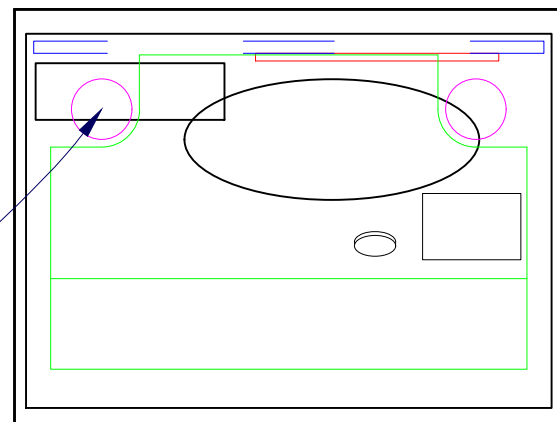
SCALE 1:10 @A3 READ WITH *****

DRAWING No 5782 01 50 121 C

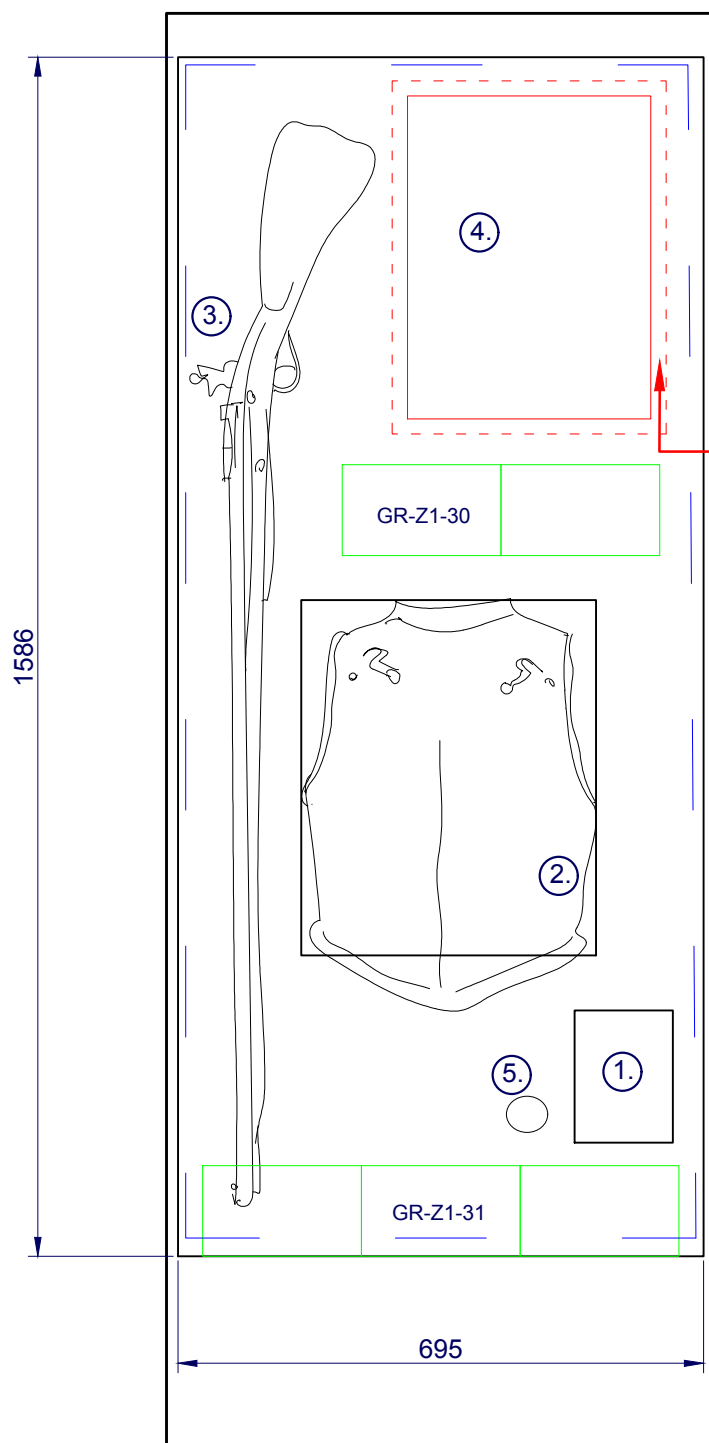
PROJECT No AREA No DWG TYPE DWG No REV

DRAWING STATUS For Review

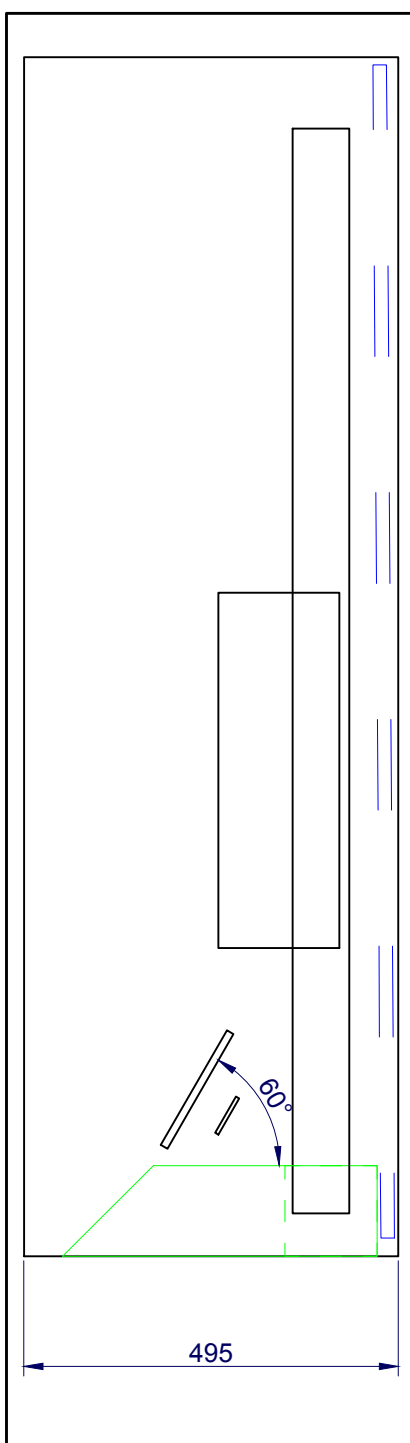
FOR EXPLANATIONS OF DRAWING CODES AND OTHER DRAWING INFORMATION SEE PLB DRAWING RESOURCE FILE



VENT POSITION - NEW MINICLIMA VENT POSITIONS TO BE RETROFITTED POSITION TBC



DASHED LINE SHOWS OBJECTS ORIGINAL SIZE



- ① BROADSHEET KING CHARLES II
NAM. 1963-11-137-1 - 1
- ② SIEGE BREAST-PLATE, 1675 (C)
NAM. 1993-04-289 - 1
- ③ MUSKET, FLINTLOCK, DOGLOCK, 9 BORE
NAM 1992-08-199 - 1
- ④ REPRODUCTION OF -
THE PORTSMOUTH CAPTAINS.LINE ENGRAVING
NAM. 1972-09-59 - 1
- ⑤ COMMEMORATIVE MEDAL
NAM. 1969-10-9 - 1

SOC 2.4 SHO 6 WALL CASE



NOTES:

MINICLIMAS CONDITIONING SYSTEM, EXISTING TO BE REFITTED TO CASE
 DRESS BASEPANEL AND BACKPANELS TO BE 18MM ZFMDF WITH DACRYLATE VARNISH AND
 WATER BASED EMULSION, SPRAYED FINISH, COLOUR TBC
 ANGLED LABEL RAIL TO BASE OF CASE BY OTHERS
 ACCESS PANEL BELOW CASE TO ACT AS KIT STORE, SECURED WITH BUDGET LOCK
 ACCESS PANEL ABOVE CASE TO GIVE ACCESS TO POWER AND CEILING LIGHTING, SECURED
 WITH BUDGET LOCK TBC
 MINICLIMA VENT POSITION TBC, VENTS TO BE SPRAY FINISHED TO MATCH BASEPANEL AND TO
 BE RECESSED FLUSH
 SETWORKS AROUND CASE TO BE FINALISED, 5MM SHADOW GAP AROUND THE DISPLAY CASE
 TO ALLOW DOOR OPENING,TBC

GENERAL DRAWING NOTES

© This drawing is not to be shown to any Third Party unless agreed by PLB.
 DO NOT SCALE OFF THIS DRAWING except for the purposes of cost estimating & shop drawing production.
 ALL DIMENSIONS TO BE CHECKED ON SITE
 ALL DIMENSIONS ARE IN MILLIMETERS UNLESS OTHERWISE STATED
 This drawing shows 'DESIGN INTENT' only.
 It is the responsibility of the appointed contractor to finalise development, using specialists approved by PLB, & produce detailed working drawings, with a 10 year minimum lifespan.
 ALL working drawings to be aesthetically approved by PLB prior to manufacture.
 All Electrical & data communications systems must conform to the prevailing national regulations & any local bylaws pertaining. Unless stated otherwise all timber or timber based materials used, including sheet materials, as specified by BS 476 (or international equivalent), must be not less than Class 1 & any other material utilised must be in accordance with Class 1 spread of flame.


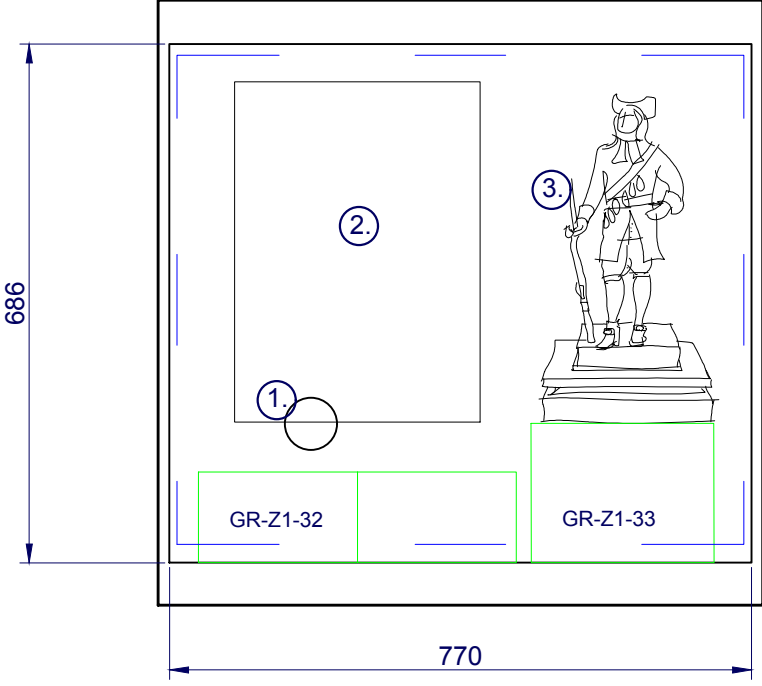
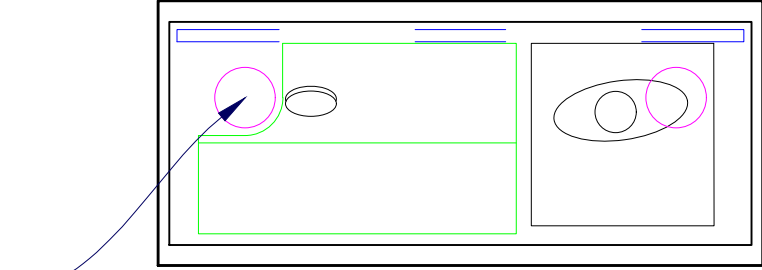
Exhibition/Furniture contractor to ensure that all unitary is securely and safely fixed in position where appropriate. All fixings to building fabric to be agreed/approved by client/architect. Exhibition contractor to supply samples of all finishes for approval by the client and PLB.

- General
 UT - Unit
 GR - Graphic Item
 DC - Display Case
 PI - Physical Interactive
 IT - Digital Interactive
 AV - Audio Visual
 OM - Object Mount
 FN - Furniture Item

- Other
 SD - Scenic / Other Display
 CC - Soft Furnishing / Curtains / Cushions
 FT - Floor Finish / Treatment
 EG - Emulsion / Gloss Paint Wall & Ceiling Finish
 LS - Light Source / Fitting
 FFL - Finished Floor Level
 LG - Lower Ground / Basement
 GF - Ground Floor
 FF - First Floor
 SF - Second Floor

CONTRACTOR TO SURVEY SITE WITH REFERENCE TO ARCHITECT'S DRAWINGS AND AMEND THESE UNITARY DESIGNS ACCORDINGLY, TO ENSURE CLEAN FIT TO BUILDING.
 MATERIAL AND FINAL FINISH SAMPLES TO BE PROVIDED BY CONTRACTORS FOR CLIENT APPROVAL.
 ENSURE NO SHARP EDGES, PENCIL RADIUS THROUGHOUT.

VENT POSITION - NEW MINICLIMA VENT POSITIONS TO BE RETROFITTED POSITION TBC



- ① BRONZE MEDAL COMMEMORATING KING WILLIAM III
NAM. 1981-01-17 - 1
- ② EARLE OF FEVERSHAM
NAM. 2000-06-72 - 1
- ③ STATUETTE
NAM. 1974-04-27 - 1

REV.	DATE	NOTES	REV. BY.
A	31/10/22	MEDAL OMMITTED	CC
B	19/04/23	AMENDS FOR BUILD TENDER PACKAGE	CC

CLIENT: NATIONAL ARMY MUSEUM
 JOB: ARMY AT HOME
 DRAWING TITLE: CASE LAYOUT: 1.2 B RESTORATION AND REVOLUTION
 AUTHOR: CC DATE: 22/09/2022 APPROVED: **
 SCALES: 1:10 @A3
 DRAWING No: 5782 01 50 122 B
 PROJECT No: AREA No: DWG TYPE: DWG No: REV:
 DRAWING STATUS: For Review
 FOR EXPLANATIONS OF DRAWING CODES AND OTHER DRAWING INFORMATION SEE PLB DRAWING RESOURCE FILE

SOC 1.2.1 SHO 1 WALL CASE

NOTES:

DRESS BASEPANEL AND BACKPANELS TO BE 18MM ZFMDF WITH DACRYLATE VARNISH AND WATER BASED EMULSION, SPRAYED FINISH, COLOUR TBC
ACCESS PANEL BELOW CASE TO ACT AS KIT STORE, SECURED WITH BUDGET LOCK
ACCESS PANEL ABOVE CASE TO GIVE ACCESS TO POWER AND CEILING LIGHTING, SECURED WITH BUDGET LOCK TBC
SETWORKS AROUND CASE TO BE FINALISED, 5MM SHADOW GAP AROUND THE DISPLAY CASE TO ALLOW DOOR OPENING, TBC

GENERAL DRAWING NOTES

© This drawing is not to be shown to any Third Party unless agreed by PLB.
DO NOT SCALE OFF THIS DRAWING except for the purposes of cost estimating & shop drawing production.
ALL DIMENSIONS TO BE CHECKED ON SITE

ALL DIMENSIONS ARE IN MILLIMETERS UNLESS OTHERWISE STATED
This drawing shows 'DESIGN INTENT' only.
It is the responsibility of the appointed contractor to finalise development, using specialists approved by PLB, & produce detailed working drawings, with a 10 year minimum lifespan.

ALL working drawings to be aesthetically approved by PLB prior to manufacture.

All Electrical & data communications systems must conform to the prevailing national regulations & any local bylaws pertaining.
Unless stated otherwise all timber or timber based materials used, including sheet materials, as specified by BS 476 (or international equivalent), must be not less than Class 1 & any other material utilised must be in accordance with Class 1 spread of flame.

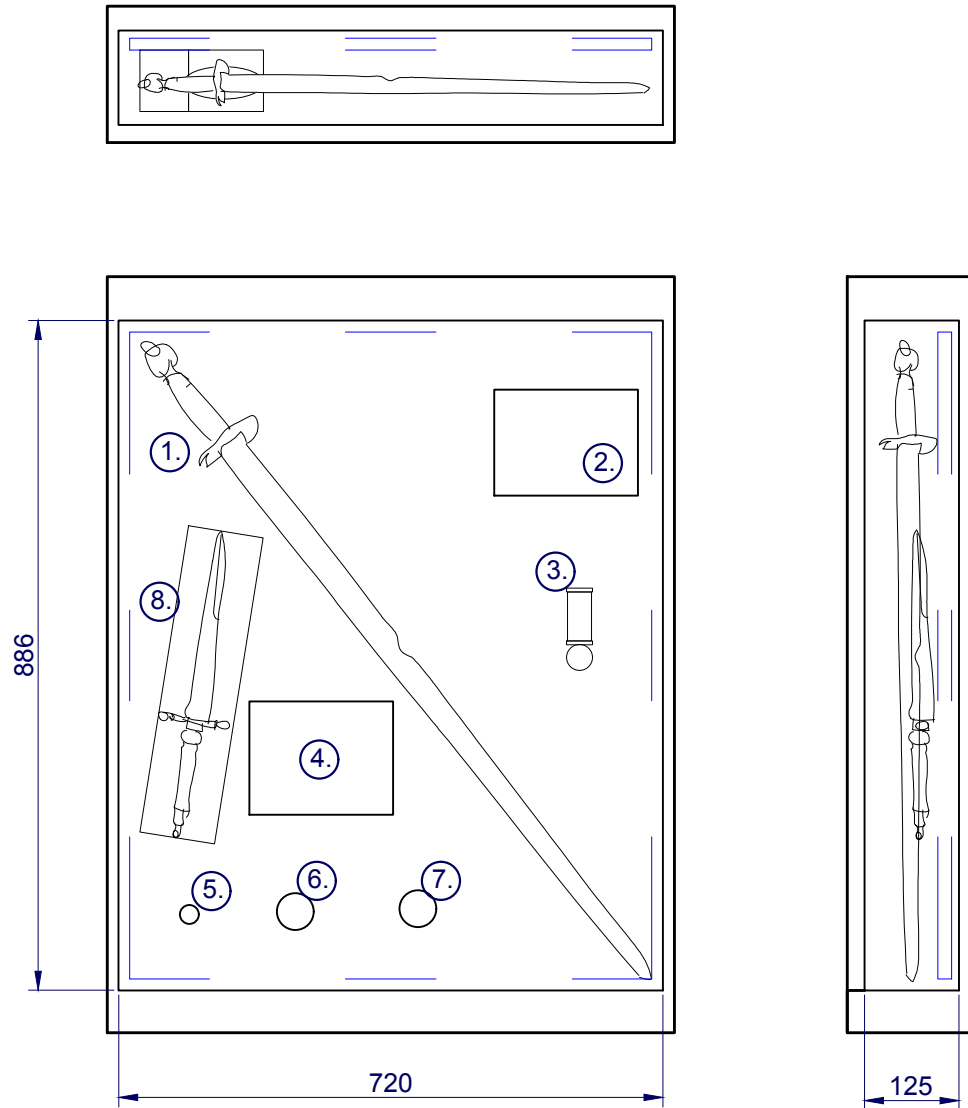
Exhibition/Furniture contractor to ensure that all unitary is securely and safely fixed in position where appropriate. All fixings to building fabric to be agreed/approved by client/architect. Exhibition contractor to supply samples of all finishes for approval by the client and PLB.

General
UT - Unit
GR - Graphic Item
DC - Display Case
PI - Physical Interactive
IT - Digital Interactive
AV - Audio Visual
OM - Object Mount
FN - Furniture Item

Other
SD - Scenic / Other Display
CC - Soft Furnishing / Curtains / Cushions
FT - Floor Finish / Treatment
EG - Emulsion / Gloss Paint Wall & Ceiling Finish
LS - Light Source / Fitting
FLL - Finished Floor Level
LG - Lower Ground / Basement
GF - Ground Floor
FF - First Floor
SF - Second Floor

CONTRACTOR TO SURVEY SITE WITH REFERENCE TO ARCHITECT'S DRAWINGS AND AMEND THESE UNITARY DESIGNS ACCORDINGLY, TO ENSURE CLEAN FIT TO BUILDING.

MATERIAL AND FINAL FINISH SAMPLES TO BE PROVIDED BY CONTRACTORS FOR CLIENT APPROVAL.
ENSURE NO SHARP EDGES, PENCIL RADIUS THROUGHOUT.



- ① DRAGOON SWORD, 1700
NAM. 1965-05-36 - 1
- ② VICTOIRE DE LA GARNISON D'INNISCILLING
ETCHING
NAM. 1971-02-33-509 - 5
- ③ MEDAL COMMEMORATING THE SIEGE OF LONDONDERRY 1689
NAM. 1983-03-62 - 1
- ④ SA MAYESTE BRITANNIQUE VA EN CAMPAGNE ETCHING
NAM. 1971-02-33-509 - 3
- ⑤ SHOT
NAM. 1963-11-199 - 1
- ⑥ MEDAL COMMEMORATING THE DEATH OF DUKE OF SCHOMBERG, 1690
NAM. 1987-04-4 - 1
- ⑦ MEDAL COMMEMORATING THE BATTLE OF AUGHRIM 1691
NAM. 1987-10-66 - 1
- ⑧ PLUG BAYONET, 1690 (C)
NAM. 1963-10-145 - 1

REV.	DATE	NOTES	REV. BY
A	31/10/22	BAYONET ADDED	CC
B	19/04/23	AMENDS FOR BUILD TENDER PACKAGE	CC
*	DATE	First Issue	INITIAL

CLIENT NATIONAL ARMY MUSEUM			
JOB ARMY AT HOME			
DRAWING TITLE CASE LAYOUT: 1.3 CONFLICT IN SCOTLAND AND IRELAND			
AUTHOR	DATE	APPROVED	
CC	19/10/2022	**	
SCALES	1:10 @A3	REVISIONS	*****
DRAWING No	5782	01	50 131 B
PROJECT No	AREA No	DWG TYPE	DWG No REV
DRAWING STATUS For Review			
FOR EXPLANATIONS OF DRAWING CODES AND OTHER DRAWING INFORMATION SEE PLB DRAWING RESOURCE FILE			

GENERAL DRAWING NOTES

© This drawing is not to be shown to any Third Party unless agreed by PLB. DO NOT SCALE OFF THIS DRAWING except for the purposes of cost estimating & shop drawing production. ALL DIMENSIONS TO BE CHECKED ON SITE

ALL DIMENSIONS ARE IN MILLIMETERS UNLESS OTHERWISE STATED

This drawing shows 'DESIGN INTENT' only. It is the responsibility of the appointed contractor to finalise development, using specialists approved by PLB, & produce detailed working drawings, with a 10 year minimum lifespan.

ALL working drawings to be aesthetically approved by PLB prior to manufacture.

All Electrical & data communications systems must conform to the prevailing national regulations & any local bylaws pertaining. Unless stated otherwise all timber or timber based materials used, including sheet materials, as specified by BS 476 (or international equivalent), must be not less than Class 1 & any other material utilised must be in accordance with Class 1 spread of flame.

Exhibition/Furniture contractor to ensure that all unitary is securely and safely fixed in position where appropriate. All fixings to building fabric to be agreed/approved by client/architect. Exhibition contractor to supply samples of all finishes for approval by the client and PLB.

General

- UT - Unit
- GR - Graphic Item
- DC - Display Case
- PI - Physical Interactive
- IT - Digital Interactive
- AV - Audio Visual
- OM - Object Mount
- FN - Furniture Item

Other

- SD - Scenic / Other Display
- CC - Soft Furnishing / Curtains / Cushions
- FT - Floor Finish / Treatment
- EG - Emulsion / Gloss Paint Wall & Ceiling Finish
- LS - Light Source / Fitting
- FLL - Finished Floor Level
- LG - Lower Ground / Basement
- GF - Ground Floor
- FF - First Floor
- SF - Second Floor

CONTRACTOR TO SURVEY SITE WITH REFERENCE TO ARCHITECT'S DRAWINGS AND AMEND THESE UNITARY DESIGNS ACCORDINGLY, TO ENSURE CLEAN FIT TO BUILDING.

MATERIAL AND FINAL FINISH SAMPLES TO BE PROVIDED BY CONTRACTORS FOR CLIENT APPROVAL. ENSURE NO SHARP EDGES, PENCIL RADIUS THROUGHOUT.

REV.	DATE	NOTES	REV. BY.
A	31/10/22	MEDAL ADDED & WADE MEZZOTINT REDUCED	CC
B	19/04/23	AMENDS FOR BUILD TENDER PACKAGE	CC
*	DATE	First Issue	INITIAL

CLIENT NATIONAL ARMY MUSEUM

JOB ARMY AT HOME

DRAWING TITLE

CASE LAYOUT: 1.5 A JACOBITE RISINGS

AUTHOR CC DATE 19/10/2022 APPROVED **

SCALE: 1:5 @A3 *****

DRAWING No 5782 01 50 151 B

PROJECT No AREA No DWG TYPE DWG No REV

DRAWING STATUS For Review

FOR EXPLANATIONS OF DRAWING CODES AND OTHER DRAWING INFORMATION SEE PLB DRAWING RESOURCE FILE

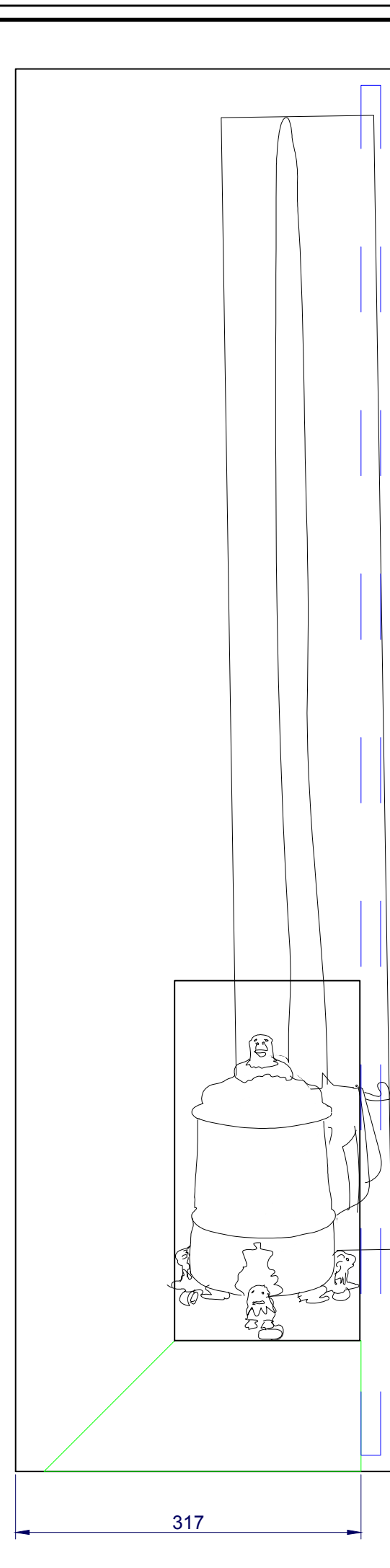
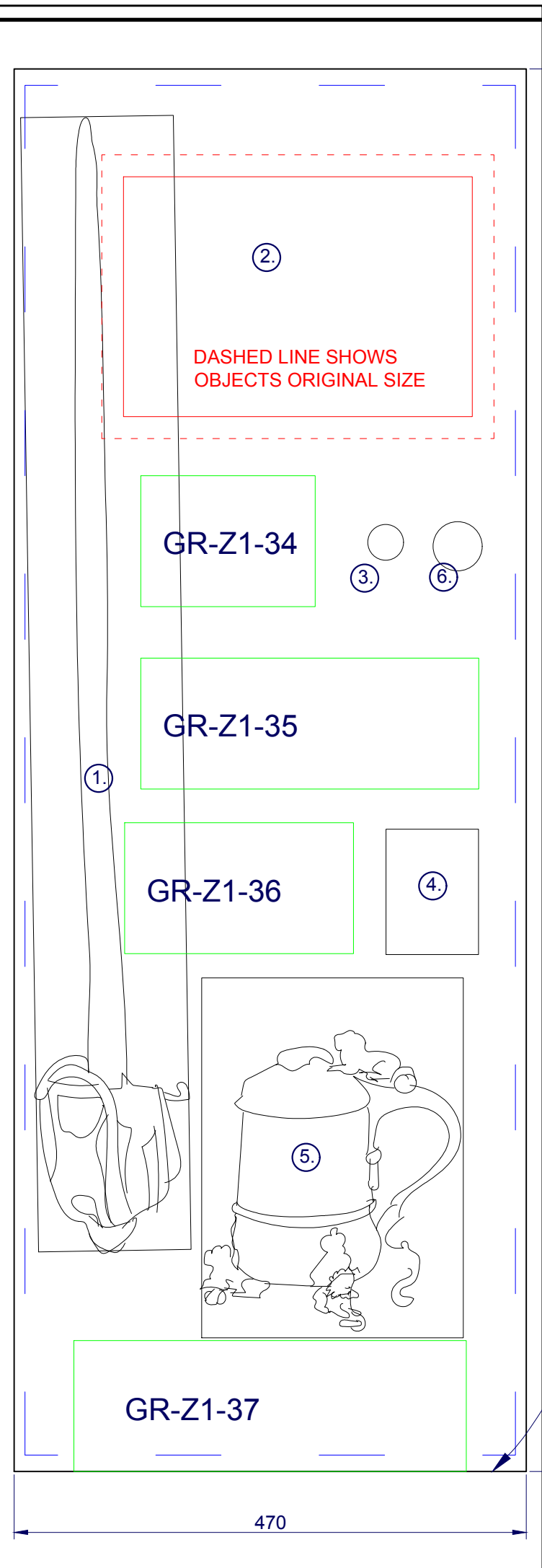
SOC 2.4 SHO 1 WALL CASE

NOTES:

MINICLIMAS CONDITIONING SYSTEM, NEW UNIT TO BE INSTALLED
 DRESS BASEPANEL AND BACKPANELS TO BE 18MM ZFMDF WITH DACRYLATE VARNISH AND WATER BASED EMULSION, SPRAYED FINISH, COLOUR TBC
 ANGLED LABEL RAIL TO BASE OF CASE BY OTHERS
 ACCESS PANEL BELOW CASE TO ACT AS KIT STORE, SECURED WITH BUDGET LOCK
 ACCESS PANEL ABOVE CASE TO GIVE ACCESS TO POWER AND CEILING LIGHTING, SECURED WITH BUDGET LOCK TBC
 MINICLIMA VENT POSITION TBC, VENTS TO BE SPRAY FINISHED TO MATCH BASEPANEL AND TO BE RECESSED FLUSH
 SETWORKS AROUND CASE TO BE FINALISED, 5MM SHADOW GAP AROUND THE DISPLAY CASE TO ALLOW DOOR OPENING, TBC

- ①. BASKET-HILTED BROADSWORD, 1745 (C)
NAM. 1998-01-16 - 1
- ②. REPRODUCTION OF -
LIEUTENANT GENERAL GEORGE WADE,
COMMANDER IN CHIEF OF ALL HIS MAJESTIES FORCES IN SCOTLAND
NAM. 2007-03-18 - 1
- ③. MEDAL COMMEMORATING THE CAPTURE OF CARLISLE
NAM. 1980-12-54 - 1
- ④. PRINCE CHARLES EDWARD STUART, THE YOUNG PRETENDER 1745
NAM. 1967-05-20 - 15
- ⑤. THE CUMBERLAND TANKARD
NAM. 1970-11-12 - 1
- ⑥. MEDAL COMMEMORATING THE CAPTURE OF PRESTON 1715
NAM. 1980-02-81 - 1

VENT POSITION - NEW MINICLIMA VENT POSITIONS TO BE RETROFITTED POSITION TBC



SOC 2.5 SHO 4 WALL CASE

NOTES:

MINICLIMAS CONDITIONING SYSTEM, NEW UNIT TO BE INSTALLED
 DRESS BASEPANEL AND BACKPANELS TO BE 18MM ZFMDF WITH DACRYLATE VARNISH AND
 WATER BASED EMULSION, SPRAYED FINISH, COLOUR TBC
 ACCESS PANEL BELOW CASE TO ACT AS KIT STORE, SECURED WITH BUDGET LOCK
 ACCESS PANEL ABOVE CASE TO GIVE ACCESS TO POWER AND CEILING LIGHTING, SECURED
 WITH BUDGET LOCK TBC
 MINICLIMA VENT POSITION TBC, VENTS TO BE SPRAY FINISHED TO MATCH BASEPANEL AND TO
 BE RECESSED FLUSH
 SETWORKS AROUND CASE TO BE FINALISED, 5MM SHADOW GAP AROUND THE DISPLAY CASE
 TO ALLOW DOOR OPENING, TBC

GENERAL DRAWING NOTES

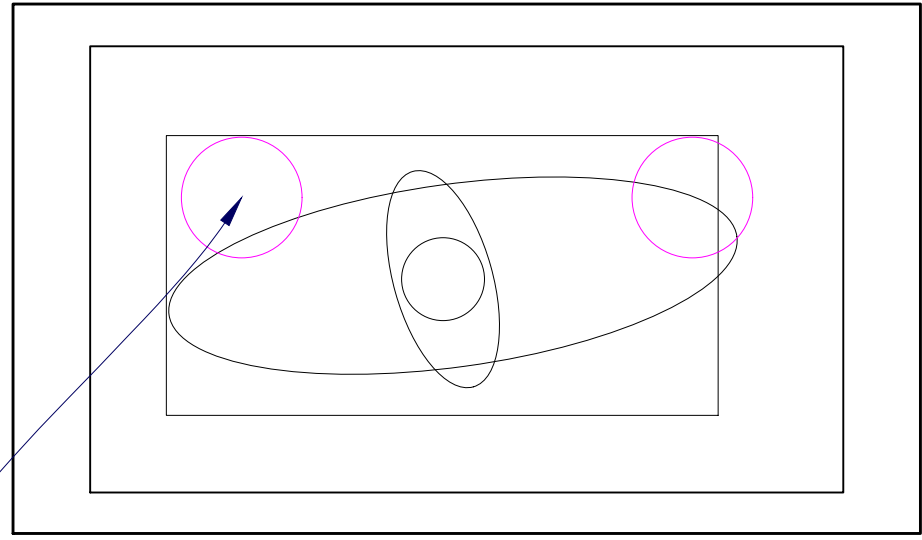
© This drawing is not to be shown to any Third Party unless agreed by PLB.
 DO NOT SCALE OFF THIS DRAWING except for the purposes of cost estimating & shop drawing production.
 ALL DIMENSIONS TO BE CHECKED ON SITE

ALL DIMENSIONS ARE IN MILLIMETERS UNLESS OTHERWISE STATED
 This drawing shows 'DESIGN INTENT' only.
 It is the responsibility of the appointed contractor to finalise development, using specialists approved by PLB, & produce detailed working drawings, with a 10 year minimum lifespan.



ALL working drawings to be aesthetically approved by PLB prior to manufacture.

All Electrical & data communications systems must conform to the prevailing national regulations & any local bylaws pertaining.
 Unless stated otherwise all timber or timber based materials used, including sheet materials, as specified by BS 476 (or international equivalent), must be not less than Class 1 & any other material utilised must be in accordance with Class 1 spread of flame.

Exhibition/Furniture contractor to ensure that all unitary is securely and safely fixed in position where appropriate. All fixings to building fabric to be agreed/approved by client/architect. Exhibition contractor to supply samples of all finishes for approval by the client and PLB.



VENT POSITION - NEW MINICLIMA VENT POSITIONS TO BE RETROFITTED POSITION TBC



① STATUETTE
 NAM. 1991-06-17 - 1

- General**
- UT - Unit
 - GR - Graphic Item
 - DC - Display Case
 - PI - Physical Interactive
 - IT - Digital Interactive
 - AV - Audio Visual
 - OM - Object Mount
 - FN - Furniture Item
- Other**
- SD - Scenic / Other Display
 - CC - Soft Furnishing / Curtains / Cushions
 - FT - Floor Finish / Treatment
 - EG - Emulsion / Gloss Paint Wall & Ceiling Finish
 - LS - Light Source / Fitting
 - FFL - Finished Floor Level
 - LG - Lower Ground / Basement
 - GF - Ground Floor
 - FF - First Floor
 - SF - Second Floor

CONTRACTOR TO SURVEY SITE WITH REFERENCE TO ARCHITECT'S DRAWINGS AND AMEND THESE UNITARY DESIGNS ACCORDINGLY, TO ENSURE CLEAN FIT TO BUILDING.

MATERIAL AND FINAL FINISH SAMPLES TO BE PROVIDED BY CONTRACTORS FOR CLIENT APPROVAL.

ENSURE NO SHARP EDGES, PENCIL RADIUS THROUGHOUT.

REV.	DATE	NOTES	REV. BY
A	19/04/23	AMENDS FOR BUILD TENDER PACKAGE	CC

CLIENT NATIONAL ARMY MUSEUM

JOB ARMY AT HOME

DRAWING TITLE

CASE LAYOUT: 1.5 B
 JACOBITE RISINGS

AUTHOR	DATE	APPROVED
CC	19/10/2022	**
SCALES	1:5 @A3	*****

DRAWING No

5782	01	50	152	A
------	----	----	-----	---

PROJECT No AREA No DWG TYPE DWG No REV

DRAWING STATUS

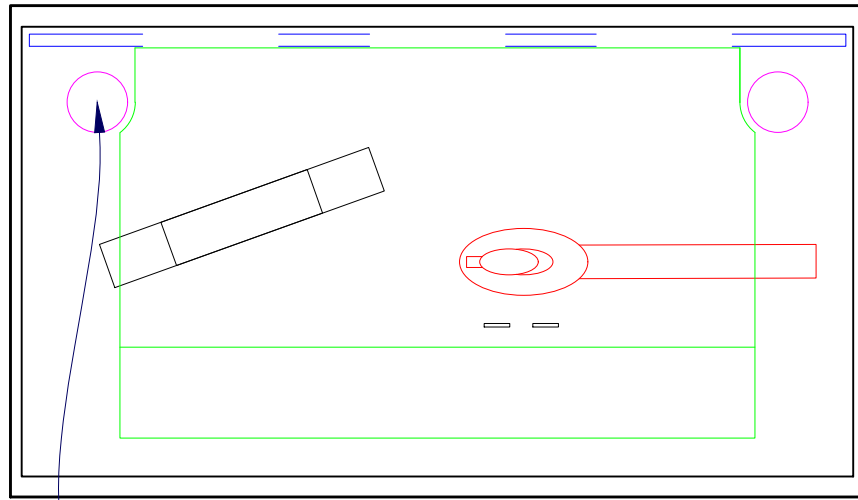
For Review

FOR EXPLANATIONS OF DRAWING CODES AND OTHER DRAWING INFORMATION SEE PLB DRAWING RESOURCE FILE

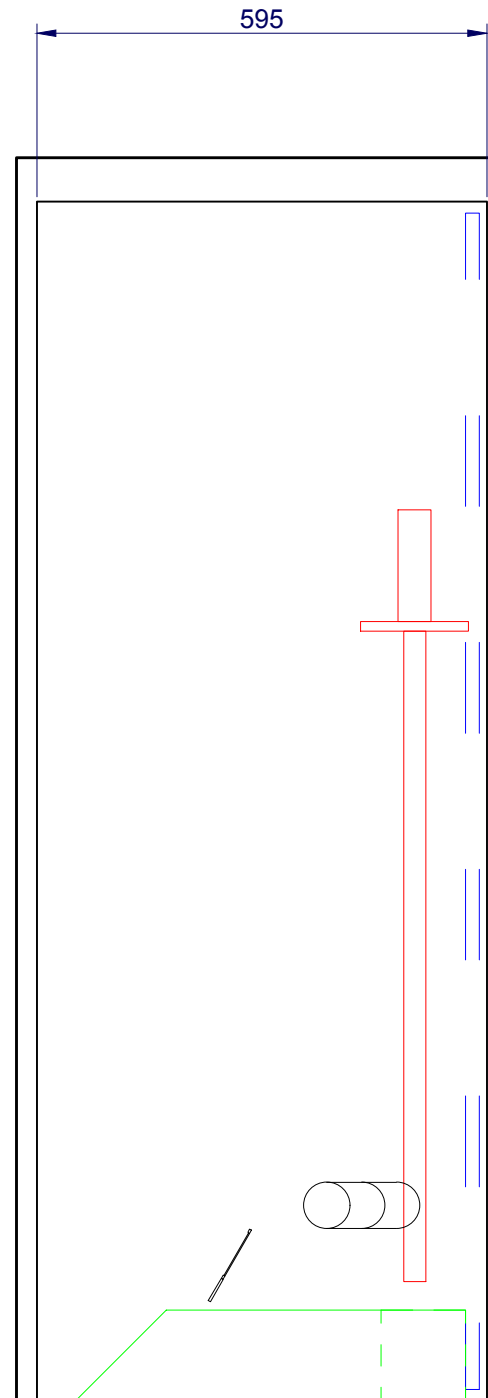
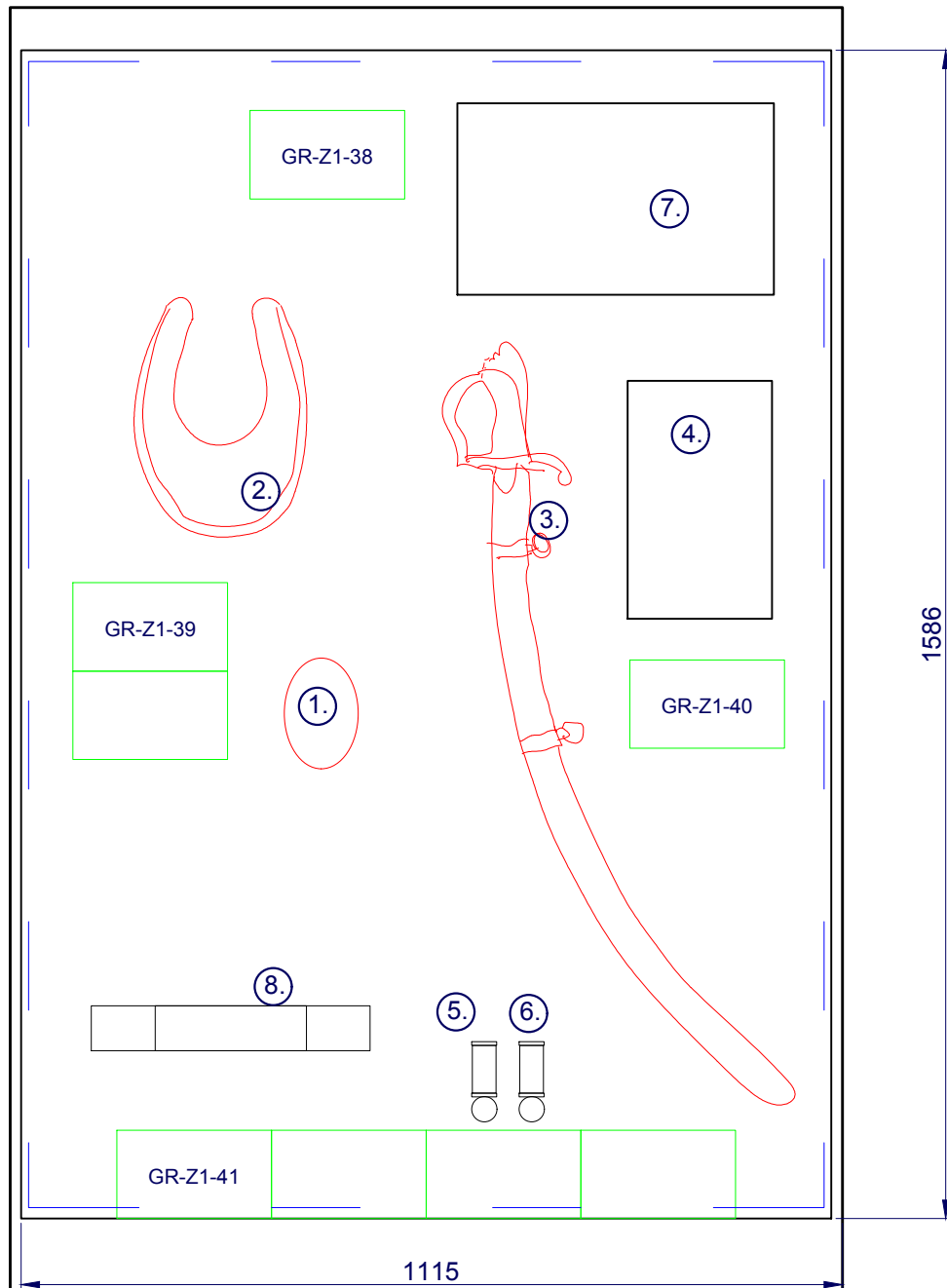
SOC 2.1 SHO 1 WALL CASE

NOTES:

MINICLIMAS CONDITIONING SYSTEM, EXISTING TO BE REFITTED TO CASE
 DRESS BASEPANEL AND BACKPANELS TO BE 18MM ZFMDF WITH DACRYLATE VARNISH
 AND WATER BASED EMULSION, SPRAYED FINISH, COLOUR TBC
 ANGLED LABEL RAIL TO BASE OF CASE BY OTHERS
 ACCESS PANEL BELOW CASE TO ACT AS KIT STORE, SECURED WITH BUDGET LOCK
 ACCESS PANEL ABOVE CASE TO GIVE ACCESS TO POWER AND CEILING LIGHTING,
 SECURED WITH BUDGET LOCK TBC
 MINICLIMA VENT POSITION TBC, VENTS TO BE SPRAY FINISHED TO MATCH BASEPANEL AND
 TO BE RECESSED FLUSH
 NETWORKS AROUND CASE TO BE FINALISED, 5MM SHADOW GAP AROUND THE DISPLAY
 CASE TO ALLOW DOOR OPENING, TBC



VENT POSITION - NEW MINICLIMA VENT POSITIONS
 TO BE RETROFITTED POSITION TBC



- ①. SHOULDER BELT PLATE, LIMERICK MILITIA, C. 1798
 NAM. 1997-07-73
- ②. GORGET
 NAM. 1975-05-46 - 7
- ③. SCABBARD, SWORD
 NAM. 1984-11-232 - 2
- ④. LETTER
 NAM. 1987-10-7 - 1
- ⑤. REGIMENTAL MEDAL
 NAM. 1975-05-45 - 5
- ⑥. SHOOTING MEDAL
 NAM. 1972-10-8 - 1
- ⑦. BATTLE OF VINEGAR HILL AQUATINT
 NAM. 1971-02-33-411 - 1
- ⑧. MAJOR GENERAL JOHN MOORE'S TELESCOPE, C.1798
 NAM. 2015 - 05 - 8



88 The Mount, York YO24 1AR

GENERAL DRAWING NOTES

© This drawing is not to be shown to any Third Party unless agreed by PLB.
 DO NOT SCALE OFF THIS DRAWING except for the purposes of cost estimating & shop drawing production.
 ALL DIMENSIONS TO BE CHECKED ON SITE

ALL DIMENSIONS ARE IN MILLIMETERS UNLESS OTHERWISE STATED
 This drawing shows 'DESIGN INTENT' only.
 It is the responsibility of the appointed contractor to finalise development, using specialists approved by PLB, & produce detailed working drawings, with a 10 year minimum lifespan.

ALL working drawings to be aesthetically approved by PLB prior to manufacture.

All Electrical & data communications systems must conform to the prevailing national regulations & any local bylaws pertaining. Unless stated otherwise all timber or timber based materials used, including sheet materials, as specified by BS 476 (or international equivalent), must be not less than Class 1 & any other material utilised must be in accordance with Class 1 spread of flame.

Exhibition/Furniture contractor to ensure that all unitary is securely and safely fixed in position where appropriate. All fixings to building fabric to be agreed/approved by client/architect. Exhibition contractor to supply samples of all finishes for approval by the client and PLB.

General

UT - Unit
 GR - Graphic Item
 DC - Display Case
 PI - Physical Interactive
 IT - Digital Interactive
 AV - Audio Visual
 OM - Object Mount
 FN - Furniture Item

Other

SD - Scenic / Other Display
 CC - Soft Furnishing / Curtains / Cushions
 FT - Floor Finish / Treatment
 EG - Emulsion / Gloss Paint Wall & Ceiling Finish
 LS - Light Source / Fitting
 FFL - Finished Floor Level
 LG - Lower Ground / Basement
 GF - Ground Floor
 FF - First Floor
 SF - Second Floor

CONTRACTOR TO SURVEY SITE WITH REFERENCE TO ARCHITECT'S DRAWINGS AND AMEND THESE UNITARY DESIGNS ACCORDINGLY, TO ENSURE CLEAN FIT TO BUILDING.

MATERIAL AND FINAL FINISH SAMPLES TO BE PROVIDED BY CONTRACTORS FOR CLIENT APPROVAL.

ENSURE NO SHARP EDGES, PENCIL RADIUS THROUGHOUT.

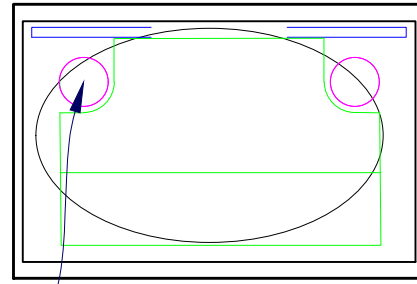
REV.	DATE	NOTES	REV. BY
A	31/10/22	SWORD BLADE OMITTED	CC
B	31/10/22	COAT OF ARMS, TELESCOPE & BELT PLATE ADDED	CC
C	08/02/23	LABELS REMOVED	CC
D	19/04/23	AMENDS FOR BUILD TENDER PACKAGE	CC
*	DATE	First Issue	INITIAL

CLIENT NATIONAL ARMY MUSEUM			
JOB ARMY AT HOME			
DRAWING TITLE CASE LAYOUT: 1.6 REBELLION IN IRELAND 1798			
AUTHOR CC	DATE 06/10/2022	APPROVED **	
SCALE 1:10 @A3	REVISIONS *****		
DRAWING No 5782	PROJECT No 01	AREA No 50	DWG No 161
DRAWING STATUS For Review			
FOR EXPLANATIONS OF DRAWING CODES AND OTHER DRAWING INFORMATION SEE PLB DRAWING RESOURCE FILE			

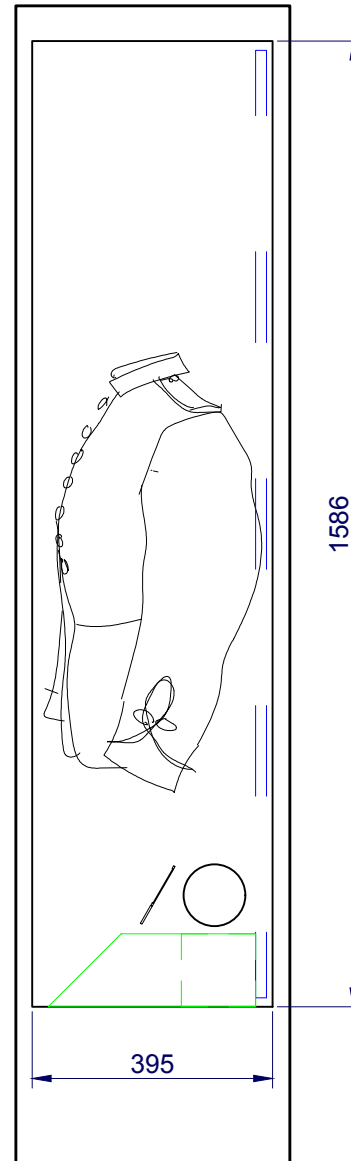
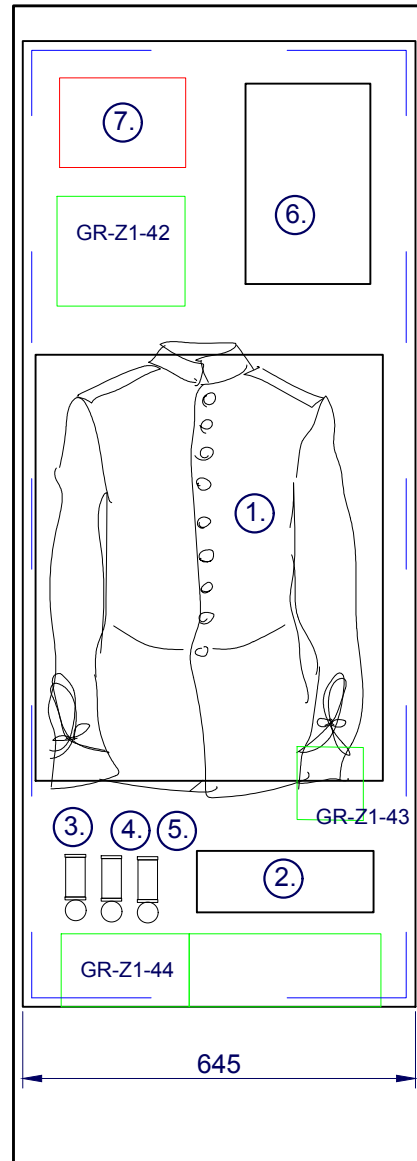
SOC 2.2 SHO 1 WALL CASE

NOTES:

MINICLIMAS CONDITIONING SYSTEM, NEW UNIT TO BE INSTALLED
 DRESS BASEPANEL AND BACKPANELS TO BE 18MM ZFMDF WITH DACRYLATE VARNISH
 AND WATER BASED EMULSION, SPRAYED FINISH, COLOUR TBC
 ANGLED LABEL RAIL TO BASE OF CASE BY OTHERS
 ACCESS PANEL BELOW CASE TO ACT AS KIT STORE, SECURED WITH BUDGET LOCK
 ACCESS PANEL ABOVE CASE TO GIVE ACCESS TO POWER AND CEILING LIGHTING,
 SECURED WITH BUDGET LOCK TBC
 MINICLIMA VENT POSITION TBC, VENTS TO BE SPRAY FINISHED TO MATCH BASEPANEL AND
 TO BE RECESSED FLUSH
 NETWORKS AROUND CASE TO BE FINALISED, 5MM SHADOW GAP AROUND THE DISPLAY
 CASE TO ALLOW DOOR OPENING, TBC



VENT POSITION - NEW MINICLIMA VENT POSITIONS
 TO BE RETROFITTED POSITION TBC



- ①. TUNIC, FULL DRESS, ULSTER VOLUNTEER FORCE
NAM. 1987-08-37 - 1
- ②. CASE, SHELL, 18 PDR
FROM EASTER RISING
NAM. 1961-12-73 - 1
- ③. MILITARY MEDAL 1917
NAM. 2000-05-16 - 1
- ④. BRITISH WAR MEDAL 1914-20
NAM. 2000-05-16 - 2

- ⑤. ALLIED VICTORY MEDAL 1914-19
NAM. 2000-05-16 - 3
- ⑥. BRITISH BROADSHEET ANNOUNCING
JAMES CONNOLLY SURRENDER
NAM. 1977-10-50 - 2
- ⑦. LT GEN SIR GEORGE RICHARDSON AND SIR EDWARD CARSON,
LEADER OF THE ULSTER UNIONIST COUNCIL AT A REVIEW OF THE
ULSTER VOLUNTEER FORCE, IRELAND, 1913
NAM. 1957-05-32-1 - 5



88 The Mount, York YO24 1AR

GENERAL DRAWING NOTES

© This drawing is not to be shown to any Third Party unless agreed by PLB.
 DO NOT SCALE OFF THIS DRAWING except for the purposes of cost estimating & shop drawing production.
 ALL DIMENSIONS TO BE CHECKED ON SITE

ALL DIMENSIONS ARE IN MILLIMETERS UNLESS OTHERWISE STATED
 This drawing shows 'DESIGN INTENT' only.
 It is the responsibility of the appointed contractor to finalise development, using specialists approved by PLB, & produce detailed working drawings, with a 10 year minimum lifespan.

ALL working drawings to be aesthetically approved by PLB prior to manufacture.

All Electrical & data communications systems must conform to the prevailing national regulations & any local bylaws pertaining. Unless stated otherwise all timber or timber based materials used, including sheet materials, as specified by BS 476 (or international equivalent), must be not less than Class 1 & any other material utilised must be in accordance with Class 1 spread of flame.

Exhibition/Furniture contractor to ensure that all unitary is securely and safely fixed in position where appropriate. All fixings to building fabric to be agreed/approved by client/architect. Exhibition contractor to supply samples of all finishes for approval by the client and PLB.

General

UT - Unit
 GR - Graphic Item
 DC - Display Case
 PI - Physical Interactive
 IT - Digital Interactive
 AV - Audio Visual
 OM - Object Mount
 FN - Furniture Item

Other

SD - Scenic / Other Display
 CC - Soft Furnishing / Curtains / Cushions
 FT - Floor Finish / Treatment
 EG - Emulsion / Gloss Paint Wall & Ceiling Finish
 LS - Light Source / Fitting
 FFL - Finished Floor Level
 LG - Lower Ground / Basement
 GF - Ground Floor
 FF - First Floor
 SF - Second Floor

CONTRACTOR TO SURVEY SITE WITH REFERENCE TO ARCHITECT'S DRAWINGS AND AMEND THESE UNITARY DESIGNS ACCORDINGLY, TO ENSURE CLEAN FIT TO BUILDING.

MATERIAL AND FINAL FINISH SAMPLES TO BE PROVIDED BY CONTRACTORS FOR CLIENT APPROVAL.

ENSURE NO SHARP EDGES, PENCIL RADIUS THROUGHOUT.

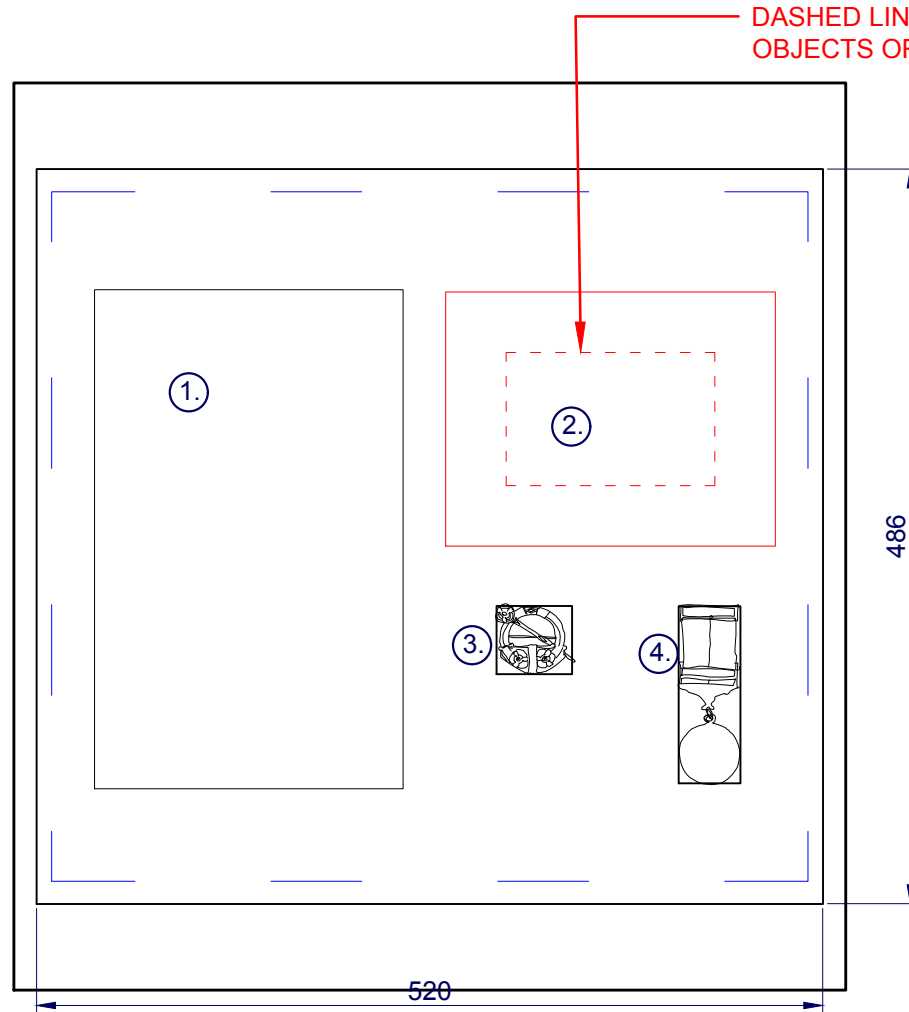
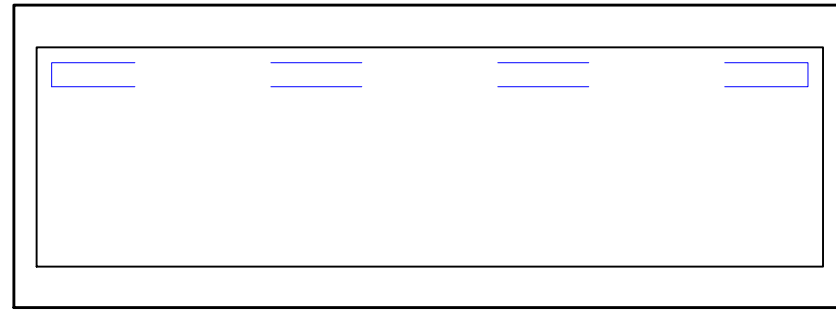
REV.	DATE	NOTES	REV. BY
A	31/10/22	SIFLE REMOVED & LETTER REPRO. INCREASED IN SIZE	CC
B	22/11/22	PHOTOGRAPH ADDED	CC
C	08/02/23	LABELS REMOVED, LETTER & LEAFLET SWAPPED	CC
D	19/04/23	AMENDS FOR BUILD TENDER PACKAGE	CC
*	DATE	First Issue	INITIAL

CLIENT NATIONAL ARMY MUSEUM			
JOB ARMY AT HOME			
DRAWING TITLE CASE LAYOUT: 1.7 A REBELLION IN IRELAND 1914-1922			
AUTHOR CC	DATE 06/10/2022	APPROVED **	
SCALES NTS @A3	REVISIONS *****		
DRAWING No 5782	01	50	171
PROJECT No	AREA No	DWG TYPE	DWG No REV
DRAWING STATUS For Review			
FOR EXPLANATIONS OF DRAWING CODES AND OTHER DRAWING INFORMATION SEE PLB DRAWING RESOURCE FILE			

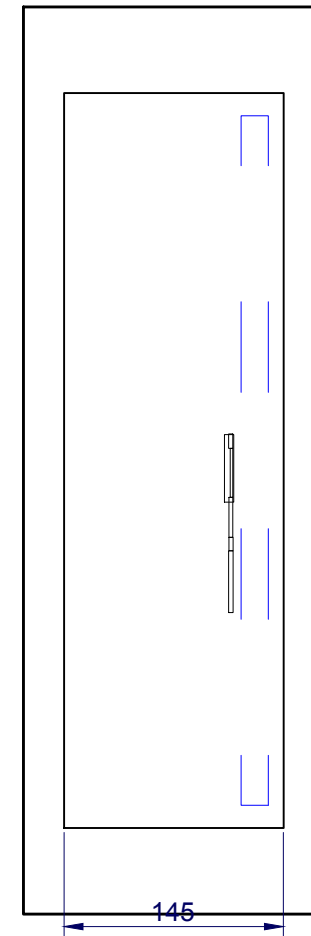
SOC 2.5 SHO 6 WALL CASE

NOTES:

DRESS BASEPANEL AND BACKPANELS TO BE 18MM ZFMDF WITH DACRYLATE VARNISH AND WATER BASED EMULSION, SPRAYED FINISH, COLOUR TBC
ACCESS PANEL BELOW CASE TO ACT AS KIT STORE, SECURED WITH BUDGET LOCK
ACCESS PANEL ABOVE CASE TO GIVE ACCESS TO POWER AND CEILING LIGHTING, SECURED WITH BUDGET LOCK TBC
NETWORKS AROUND CASE TO BE FINALISED, 5MM SHADOW GAP AROUND THE DISPLAY CASE TO ALLOW DOOR OPENING, TBC



DASHED LINE SHOWS
OBJECTS ORIGINAL SIZE



- ① LETTER TO LADY MARY LLOYD FROM DI JAMES BRADY, NAM. 2012-04-8 - 26
- ② PHOTOGRAPH OF A GROUP OF EAST YORKSHIRE REGIMENT NAM. 2005-03-36 - 4
- ③ CELTIC PLAID BROOCH 1916 NAM. 1992-11-25 - 1
- ④ IRISH GENERAL SERVICE MEDAL NAM. 2016-05-4 - 1



88 The Mount, York YO24 1AR

GENERAL DRAWING NOTES

© This drawing is not to be shown to any Third Party unless agreed by PLB.
DO NOT SCALE OFF THIS DRAWING except for the purposes of cost estimating & shop drawing production.
ALL DIMENSIONS TO BE CHECKED ON SITE

ALL DIMENSIONS ARE IN MILLIMETERS UNLESS OTHERWISE STATED
This drawing shows 'DESIGN INTENT' only.
It is the responsibility of the appointed contractor to finalise development, using specialists approved by PLB, & produce detailed working drawings, with a 10 year minimum lifespan.

ALL working drawings to be aesthetically approved by PLB prior to manufacture.

All Electrical & data communications systems must conform to the prevailing national regulations & any local bylaws pertaining. Unless stated otherwise all timber or timber based materials used, including sheet materials, as specified by BS 476 (or international equivalent), must be not less than Class 1 & any other material utilised must be in accordance with Class 1 spread of flame.

Exhibition/Furniture contractor to ensure that all unitary is securely and safely fixed in position where appropriate. All fixings to building fabric to be agreed/approved by client/architect. Exhibition contractor to supply samples of all finishes for approval by the client and PLB.

General

UT - Unit
GR - Graphic Item
DC - Display Case
PI - Physical Interactive
IT - Digital Interactive
AV - Audio Visual
OM - Object Mount
FN - Furniture Item

Other

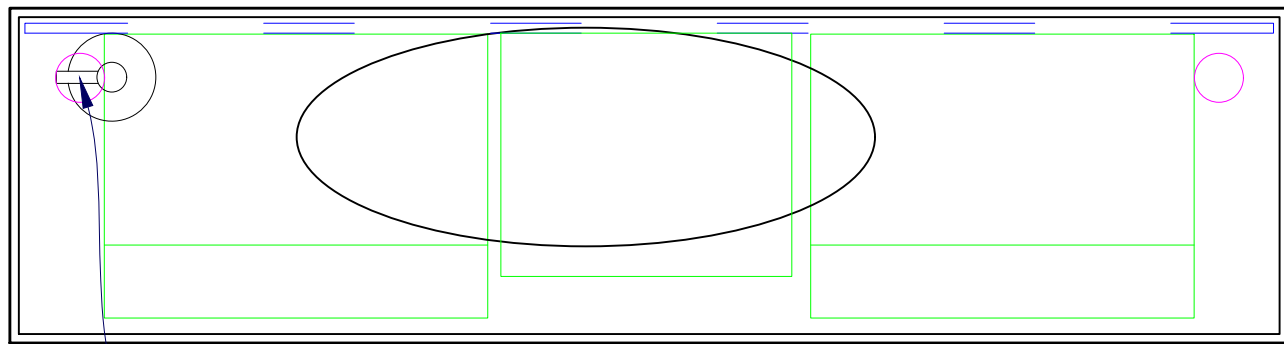
SD - Scenic / Other Display
CC - Soft Furnishing / Curtains / Cushions
FT - Floor Finish / Treatment
EG - Emulsion / Gloss Paint Wall & Ceiling Finish
LS - Light Source / Fitting
FLL - Finished Floor Level
LG - Lower Ground / Basement
GF - Ground Floor
FF - First Floor
SF - Second Floor

CONTRACTOR TO SURVEY SITE WITH REFERENCE TO ARCHITECT'S DRAWINGS AND AMEND THESE UNITARY DESIGNS ACCORDINGLY, TO ENSURE CLEAN FIT TO BUILDING.

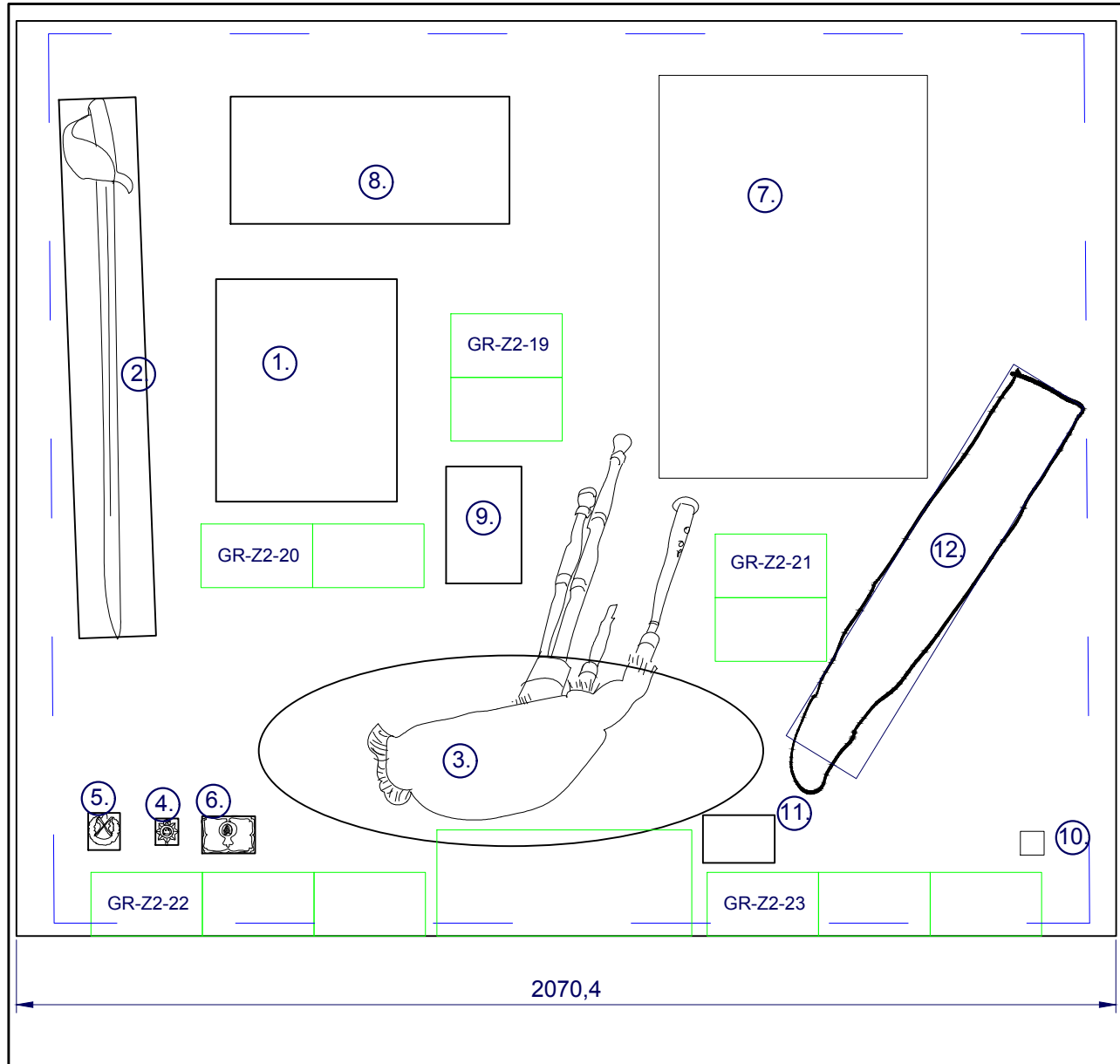
MATERIAL AND FINAL FINISH SAMPLES TO BE PROVIDED BY CONTRACTORS FOR CLIENT APPROVAL.
ENSURE NO SHARP EDGES, PENCIL RADIUS THROUGHOUT.

REV.	DATE	NOTES	REV. BY
A	31/10/22	LETTER REPRD. INCREASED IN SIZE	CC
B	08/02/23	LETTER SWAPPED WITH LEAFLET	CC
C	19/04/23	DRAFT TENDER PACKAGE	CC
D	19/04/23	AMENDS FOR BUILD TENDER PACKAGE	CC
*	DATE	First Issue	INITIAL

CLIENT NATIONAL ARMY MUSEUM			
JOB ARMY AT HOME			
DRAWING TITLE CASE LAYOUT: 1.7 B REBELLION IN IRELAND 1914-1922			
AUTHOR CC	DATE 06/10/2022	APPROVED **	
SCALES 1:5 @A3	REVISIONS *****		
DRAWING No 5782	01	50	172
PROJECT No	AREA No	DWG TYPE	DWG No
DRAWING STATUS For Review			
FOR EXPLANATIONS OF DRAWING CODES AND OTHER DRAWING INFORMATION SEE PLB DRAWING RESOURCE FILE			



VENT POSITION - NEW MINICLIMA VENT POSITIONS TO BE RETROFITTED POSITION TBC



SOC 1.3 SHO 1 WALL CASE

NOTES:

MINICLIMAS CONDITIONING SYSTEM, EXISTING TO BE REFITTED TO CASE
 DRESS BASEPANEL AND BACKPANELS TO BE 18MM ZFMDP WITH DACRYLATE VARNISH AND WATER BASED EMULSION, SPRAYED FINISH, COLOUR TBC
 ANGLED LABEL RAIL TO BASE OF CASE BY OTHERS
 ACCESS PANEL BELOW CASE TO ACT AS KIT STORE, SECURED WITH BUDGET LOCK
 ACCESS PANEL ABOVE CASE TO GIVE ACCESS TO POWER AND CEILING LIGHTING, SECURED WITH BUDGET LOCK TBC
 MINICLIMA VENT POSITION TBC, VENTS TO BE SPRAY FINISHED TO MATCH BASEPANEL AND TO BE RECESSED FLUSH
 NETWORKS AROUND CASE TO BE FINALISED, 5MM SHADOW GAP AROUND THE DISPLAY CASE TO ALLOW DOOR OPENING, TBC



88 The Mount, York YO24 1AR

GENERAL DRAWING NOTES

© This drawing is not to be shown to any Third Party unless agreed by PLB.
 DO NOT SCALE OFF THIS DRAWING except for the purposes of cost estimating & shop drawing production.
 ALL DIMENSIONS TO BE CHECKED ON SITE

ALL DIMENSIONS ARE IN MILLIMETERS UNLESS OTHERWISE STATED
 This drawing shows 'DESIGN INTENT' only.
 It is the responsibility of the appointed contractor to finalise development, using specialists approved by PLB, & produce detailed working drawings, with a 10 year minimum lifespan.

ALL working drawings to be aesthetically approved by PLB prior to manufacture.

All Electrical & data communications systems must conform to the prevailing national regulations & any local bylaws pertaining. Unless stated otherwise all timber or timber based materials used, including sheet materials, as specified by BS 476 (or international equivalent), must be not less than Class 1 & any other material utilised must be in accordance with Class 1 spread of flame.

Exhibition/Furniture contractor to ensure that all unitary is securely and safely fixed in position where appropriate. All fixings to building fabric to be agreed/approved by client/architect. Exhibition contractor to supply samples of all finishes for approval by the client and PLB.

General

- UT - Unit
- GR - Graphic Item
- DC - Display Case
- PI - Physical Interactive
- IT - Digital Interactive
- AV - Audio Visual
- OM - Object Mount
- FN - Furniture Item

Other

- SD - Scenic / Other Display
- CC - Soft Furnishing / Curtains / Cushions
- FT - Floor Finish / Treatment
- EG - Emulsion / Gloss Paint Wall & Ceiling Finish
- LS - Light Source / Fitting
- FLL - Finished Floor Level
- LG - Lower Ground / Basement
- GF - Ground Floor
- FF - First Floor
- SF - Second Floor

CONTRACTOR TO SURVEY SITE WITH REFERENCE TO ARCHITECT'S DRAWINGS AND AMEND THESE UNITARY DESIGNS ACCORDINGLY, TO ENSURE CLEAN FIT TO BUILDING.

MATERIAL AND FINAL FINISH SAMPLES TO BE PROVIDED BY CONTRACTORS FOR CLIENT APPROVAL.

ENSURE NO SHARP EDGES, PENCIL RADIUS THROUGHOUT.

REV.	DATE	NOTES	REV. BY
A	31/10/22	SWORD ROTATED & TRIF FABRIC PATCH REMOVED	CC
B	06/02/23	TUNIC REMOVED, POSTER BASH AND BADGE ADDED	CC
C	08/02/23	BELTPLATE REMOVED	CC
D	19/04/23	AMENDS FOR BUILD TENDER PACKAGE	CC
*	DATE	First Issue	INITIAL

- ① UNIDENTIFIED SERGEANT, 92ND HIGHLANDERS, 1816 (C)
NAM. 1967-10-77 - 1
- ② SCOTTISH BROADSWORD, OFFICER
NAM. 1980-12-61 - 1
- ③ BAGPIPES, IRISH
NAM. 1956-07-7 - 1
- ④ CAP BADGE
NAM. 1982-04-689 - 1

- ⑤ CAP BADGE
NAM. 1963-12-94 - 1
- ⑥ SILVER SNUFFBOX, 18TH (ROYAL IRISH) REGIMENT
NAM. 2002-03-168 - 1
- ⑦ RECRUITMENT POSTER FOR THE WELSH GUARDS, 1925
NAM. 1983-11-102-1
- ⑧ THE IRISH REGIMENTS OF THE BRITISH ARMY, 1897 LITHOGRAPH
NAM. 1973-11-137 - 1

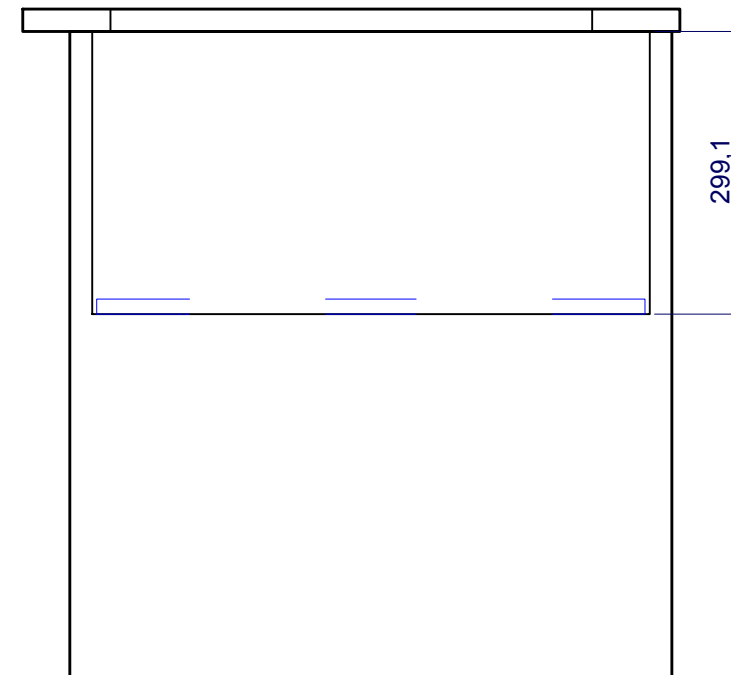
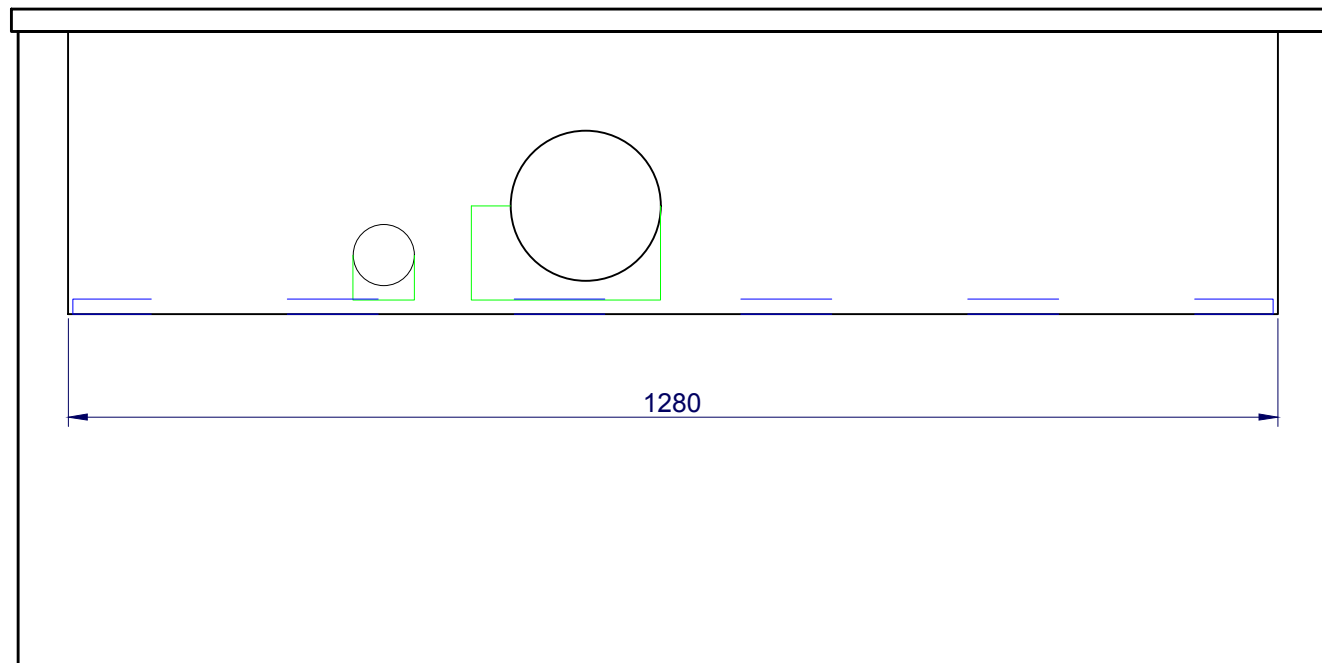
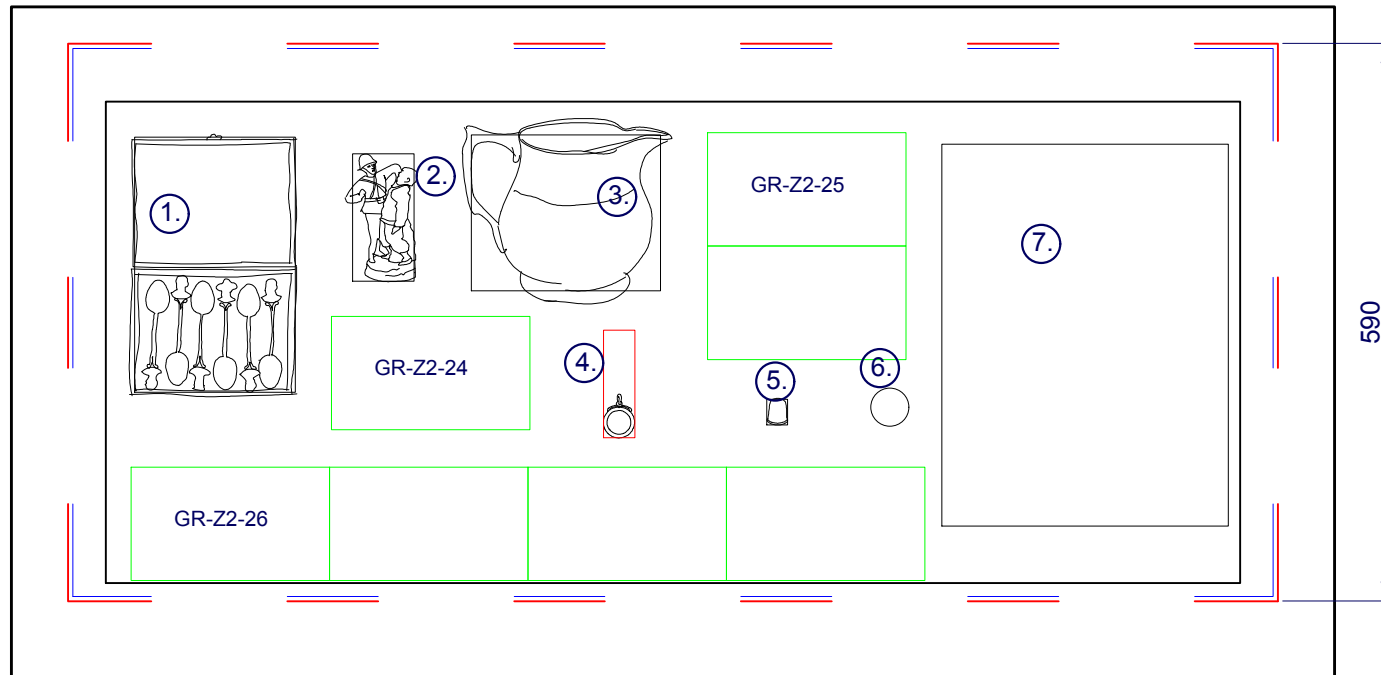
- ⑨ ORDER OF SERVICE
NAM. 2001-07-137 - 6
- ⑩ FORMATION BADGE, 38TH (WELSH) DIVISION, C1942
NAM. 2001-08-333-
- ⑪ CHURCH PARADE POSTCARD, RMF (BALLYMULLEN BARRACKS,
NAM. 1969-05-12
- ⑫ SASH
NAM. 1969-05-12

CLIENT NATIONAL ARMY MUSEUM			
JOB ARMY AT HOME			
DRAWING TITLE CASE LAYOUT: 2.1 A BRITISH ISLES ARMY			
AUTHOR CC	DATE 22/09/2022	APPROVED **	
SCALES NTS @A3 *****			
DRAWING No 5782	01	50	211
PROJECT No	AREA No	DWG TYPE	DWG No REV
DRAWING STATUS For Review			
FOR EXPLANATIONS OF DRAWING CODES AND OTHER DRAWING INFORMATION SEE PLB DRAWING RESOURCE FILE			

SOC 4.3 SHO 1 DESKTOP CASE

NOTES:

DRESS BASEPANEL TO BE 18MM ZFMDF WITH DACRYLATE VARNISH AND WATER BASED EMULSION, SPRAYED FINISH, COLOUR TBC
 SETWORKS UNDER CASE TO BE FINALISED, 5MM SHADOW GAP AROUND THE DISPLAY CASE TO ALLOW DOOR OPENING, TBC



① SET OF SIX SILVER 'BOER WAR' TEASPOONS, 1899
 NAM. 1995-10-2 - 1

② PORCELAIN FIGURINE DEPICTING A BRITISH SOLDIER FIGHTING A CHINESE BOXER, 1900 (C)
 NAM. 2006-08-37 - 1

③ JOHN BULL GUARDING THE TOY-SHOP, OR BONEY CRYING FOR SOME MORE PLAY-THINGS
 NAM. 2006-08-10 - 1

④ BOER WAR TRIBUTE MEDAL, 1900-1901, R J CROSS, YORKSHIRE IMPERIAL YEOMANRY
 NAM. 1997-11-14 - 2

⑤ THIMBLE FALKLANDS
 NAM. 2014-10-41 - 1

⑥ MEDAL COMMEMORATING ROBERT CLIVE'S VICTORY AT PLASSEY, 1757
 NAM. 1958-09-1 - 26

⑦ QUEEN VICTORIA'S DIAMOND JUBILEE, 1897.
 NAM. 2002-08-90 - 1



GENERAL DRAWING NOTES

© This drawing is not to be shown to any Third Party unless agreed by PLB.
 DO NOT SCALE OFF THIS DRAWING except for the purposes of cost estimating & shop drawing production.
 ALL DIMENSIONS TO BE CHECKED ON SITE

ALL DIMENSIONS ARE IN MILLIMETERS UNLESS OTHERWISE STATED

This drawing shows 'DESIGN INTENT' only. It is the responsibility of the appointed contractor to finalise development, using specialists approved by PLB, & produce detailed working drawings, with a 10 year minimum lifespan.

ALL working drawings to be aesthetically approved by PLB prior to manufacture.

All Electrical & data communications systems must conform to the prevailing national regulations & any local bylaws pertaining. Unless stated otherwise all timber or timber based materials, as specified by BS 476 (or international equivalent), must be not less than Class 1 & any other material utilised must be in accordance with Class 1 spread of flame.

Exhibition/Furniture contractor to ensure that all unitary is securely and safely fixed in position where appropriate. All fixings to building fabric to be agreed/approved by client/architect. Exhibition contractor to supply samples of all finishes for approval by the client and PLB.

- General
- UT - Unit
- GR - Graphic Item
- DC - Display Case
- PI - Physical Interactive
- IT - Digital Interactive
- AV - Audio Visual
- OM - Object Mount
- FN - Furniture Item

- Other
- SD - Scenic / Other Display
- CC - Soft Furnishing / Curtains / Cushions
- FT - Floor Finish / Treatment
- EG - Emulsion / Gloss Paint Wall & Ceiling Finish
- LS - Light Source / Fitting
- FLL - Finished Floor Level
- LG - Lower Ground / Basement
- GF - Ground Floor
- FF - First Floor
- SF - Second Floor

CONTRACTOR TO SURVEY SITE WITH REFERENCE TO ARCHITECT'S DRAWINGS AND AMEND THESE UNITARY DESIGNS ACCORDINGLY, TO ENSURE CLEAN FIT TO BUILDING.

MATERIAL AND FINAL FINISH SAMPLES TO BE PROVIDED BY CONTRACTORS FOR CLIENT APPROVAL.

ENSURE NO SHARP EDGES, PENCIL RADIUS THROUGHOUT.

REV.	DATE	NOTES	REV. BY
A	31/10/22	JOHN BULL JUG SWAPPED, FALKLANDS THIMBLE ADDED & SCOTS GUARDS REMOVED	CC
B	08/02/23	LABELS ADDED, JUG & FIGURE ROTATED	CC
C	19/04/23	AMENDS FOR BUILD TENDER PACKAGE	CC
*	DATE	First Issue	INITIAL

CLIENT NATIONAL ARMY MUSEUM			
JOB ARMY AT HOME			
DRAWING TITLE CASE LAYOUT: 2.2 A A SOURCE OF NATIONAL PRIDE			
AUTHOR CC	DATE 19/10/2022	APPROVED **	
SCALE 1:8 @A3	REVISIONS *****		
DRAWING No 5782	01	50	221
PROJECT No	AREA No	DWG TYPE	DWG No REV
DRAWING STATUS For Review			
FOR EXPLANATIONS OF DRAWING CODES AND OTHER DRAWING INFORMATION SEE PLB DRAWING RESOURCE FILE			

SOC 2.5 SHO 8 WALL CASE



GENERAL DRAWING NOTES

© This drawing is not to be shown to any Third Party unless agreed by PLB.
DO NOT SCALE OFF THIS DRAWING except for the purposes of cost estimating & shop drawing production.
ALL DIMENSIONS TO BE CHECKED ON SITE

ALL DIMENSIONS ARE IN MILLIMETERS UNLESS OTHERWISE STATED
This drawing shows 'DESIGN INTENT' only.
It is the responsibility of the appointed contractor to finalise development, using specialists approved by PLB, & produce detailed working drawings, with a 10 year minimum lifespan.

ALL working drawings to be aesthetically approved by PLB prior to manufacture.

All Electrical & data communications systems must conform to the prevailing national regulations & any local bylaws pertaining. Unless stated otherwise all timber or timber based materials used, including sheet materials, as specified by BS 476 (or international equivalent), must be not less than Class 1 & any other material utilised must be in accordance with Class 1 spread of flame.

Exhibition/Furniture contractor to ensure that all unitary is securely and safely fixed in position where appropriate. All fixings to building fabric to be agreed/approved by client/architect. Exhibition contractor to supply samples of all finishes for approval by the client and PLB.

General

UT - Unit
GR - Graphic Item
DC - Display Case
PI - Physical Interactive
IT - Digital Interactive
AV - Audio Visual
OM - Object Mount
FN - Furniture Item

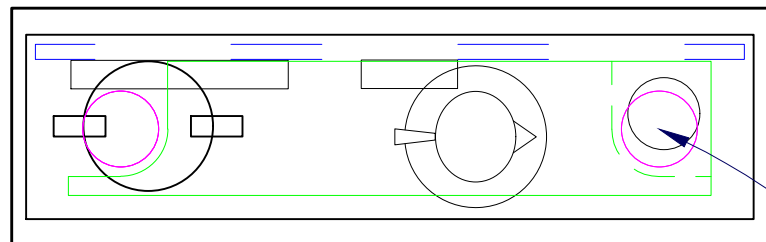
Other

SD - Scenic / Other Display
CC - Soft Furnishing / Curtains / Cushions
FT - Floor Finish / Treatment
EG - Emulsion / Gloss Paint Wall & Ceiling Finish
LS - Light Source / Fitting
FFL - Finished Floor Level
LG - Lower Ground / Basement
GF - Ground Floor
FF - First Floor
SF - Second Floor

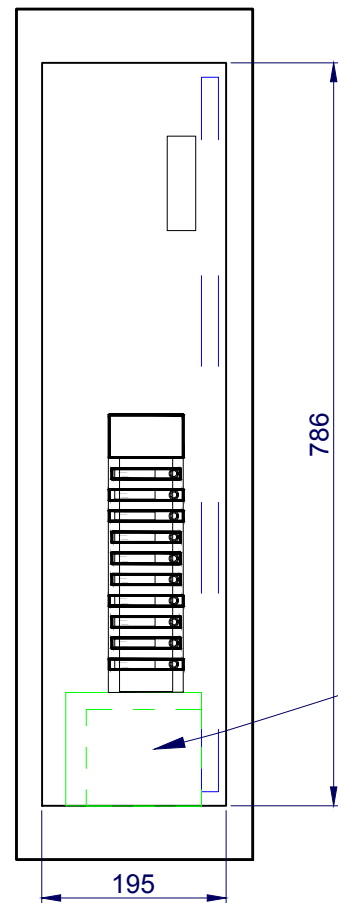
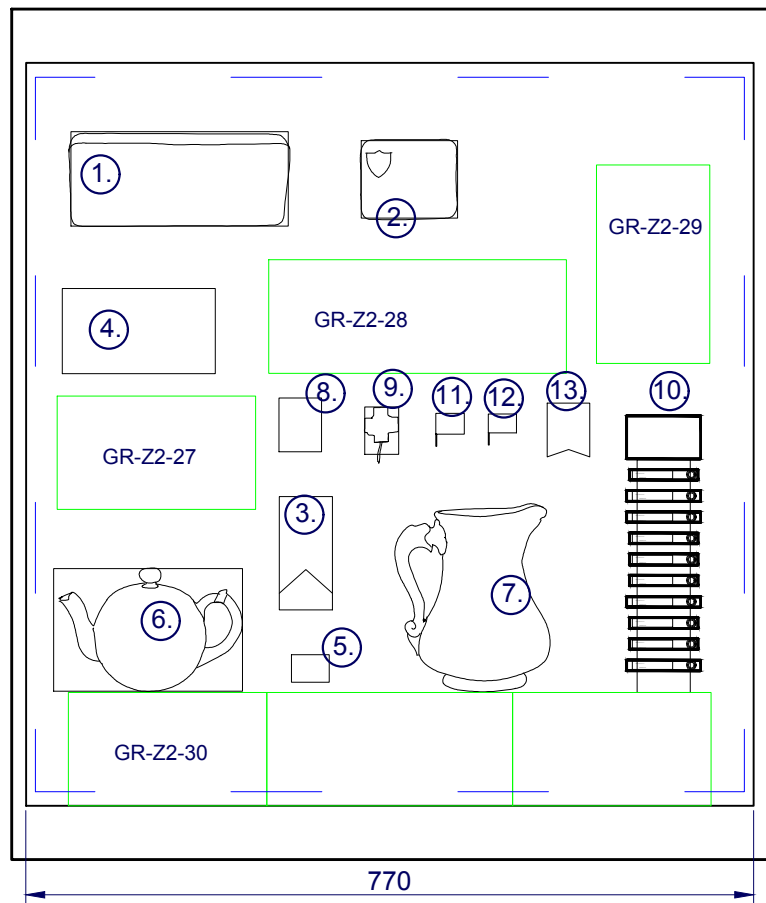
CONTRACTOR TO SURVEY SITE WITH REFERENCE TO ARCHITECT'S DRAWINGS AND AMEND THESE UNITARY DESIGNS ACCORDINGLY, TO ENSURE CLEAN FIT TO BUILDING.

MATERIAL AND FINAL FINISH SAMPLES TO BE PROVIDED BY CONTRACTORS FOR CLIENT APPROVAL.

ENSURE NO SHARP EDGES, PENCIL RADIUS THROUGHOUT.



VENT POSITION - NEW MINICLIMA VENT POSITIONS TO BE RETROFITTED POSITION TBC



LABEL RAIL OVERHANG - THE LABEL RAIL HAS AN OVERHANG TO ALLOW MOUNT TO BE SECURED THROUGH BASE WITHOUT OBSCURING THE VENT DETAILS TO BE FINALISED

- ① TIN CHOCOLATE BOX, 1914
NAM. 1994-05-82 - 1
- ② TOBACCO TIN, 'FRAE SCOTS TAE SCOTS', 1900
NAM. 1968-08-20 - 1
- ③ SILK RIBBON, NATIONAL FUND FOR WELSH TROOPS, 1917 (C)
NAM. 1999-07-38 - 1
- ④ CURRENCY
NAM. 1992-12-151 - 11

- ⑤ BADGE COMMEMORATING CPL CHANNING DAY, AN ARMY MEDIC KILLED IN AFGHANISTAN, 2012 (C)
NAM. 2013-08-25 - 1
- ⑥ TEAPOT, 'THE ABSENT-MINDED BEGGAR', 1900 (C)
NAM. 1996-08-298 - xx
- ⑦ JUG
NAM. 1971-04-29 - 1
- ⑧ 'BLINDED FOR YOU', ST DUNSTAN'S CHARITY FLAG BADGE
NAM. 1979-05-50-8 - 1

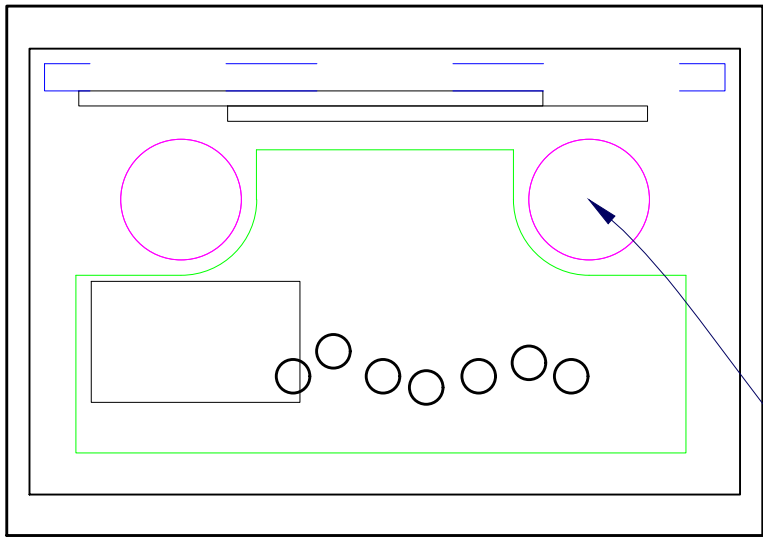
- ⑨ 'OUR DAY' CHARITY FLAG BADGE
NAM. 1979-05-50-9 - 3
- ⑩ WRISTBAND
NAM. 2013-02-3 - 1
- ⑪ QUEEN ALEXANDRA'S FIELD FORCE FUND CHARITY FLAG BADGE
NAM. 1979-05-50-3 - 5
- ⑫ SALVATION ARMY CHARITY FLAG BADGE
NAM. 1979-05-50-6 - 1
- ⑬ YOUNG MEN'S CHRISTIAN ASSOCIATION CHARITY FLAG BADGE
NAM. 1979-05-50-7 - 5

REV.	DATE	NOTES	REV. BY
A	31/10/22	REV ADDED: FALKLANDS THERMIL MASSES & TIN RESIZED QTY OF BRACELETS REDUCED	CC
B	22/11/22	CHARITY FLAGS ADDED	CC
C	19/04/23	AMENDS FOR BUILD TENDER PACKAGE	CC
*	DATE	First Issue	INITIAL

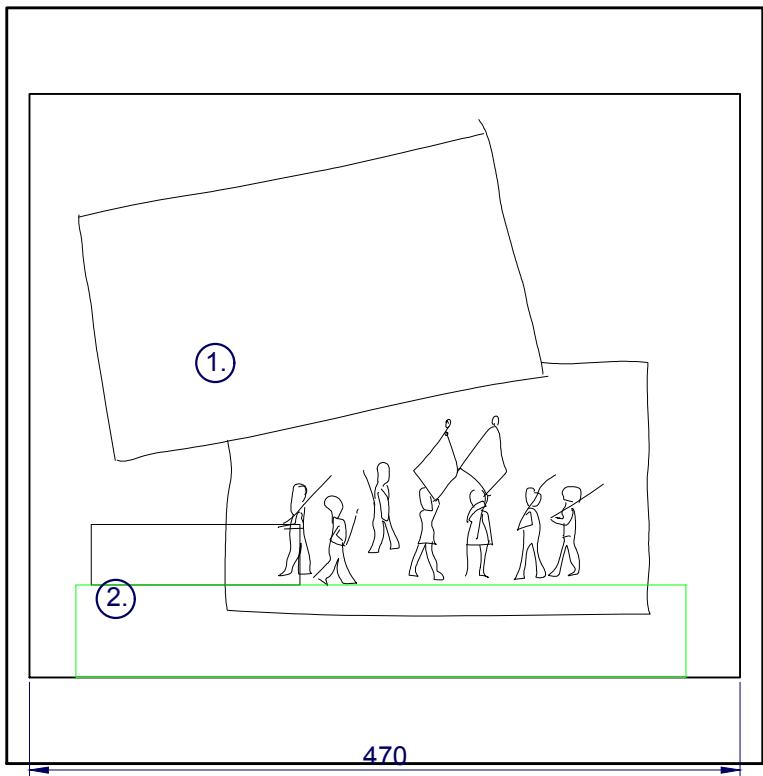
CLIENT NATIONAL ARMY MUSEUM			
JOB ARMY AT HOME			
DRAWING TITLE CASE LAYOUT: 2.2 B A SOURCE OF NATIONAL PRIDE			
AUTHOR CC	DATE 19/10/2022	APPROVED **	
SCALES 1:8 @A3		REVISIONS *****	
DRAWING No 5782	01	50	222
PROJECT No	AREA No	DWG TYPE	DWG No REV
DRAWING STATUS For Review			
FOR EXPLANATIONS OF DRAWING CODES AND OTHER DRAWING INFORMATION SEE PLB DRAWING RESOURCE FILE			

SOC 2.4 SHO 3 WALL CASE

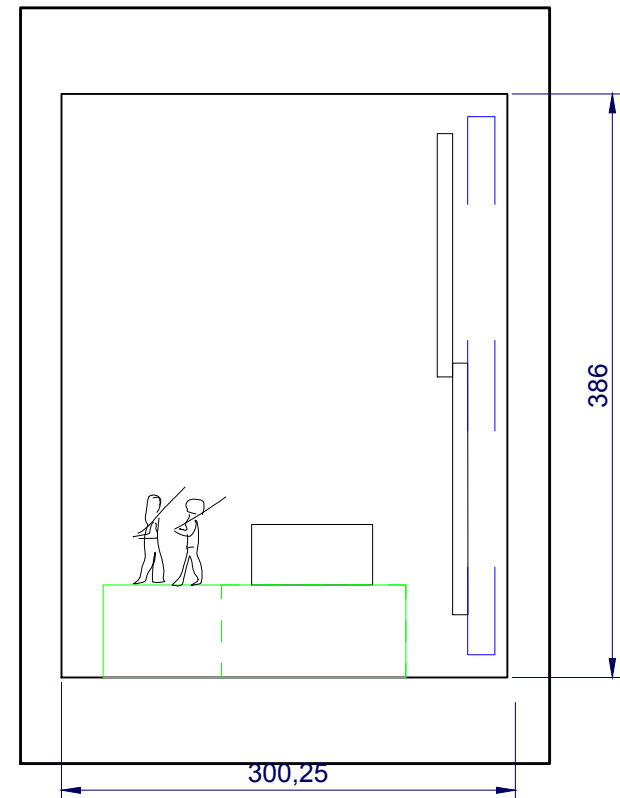
NOTES:
 MINICLIMAS CONDITIONING SYSTEM, NEW UNIT TO BE INSTALLED
 DRESS BASEPANEL AND BACKPANELS TO BE 18MM ZFMDF WITH DACRYLATE VARNISH AND
 WATER BASED EMULSION, SPRAYED FINISH, COLOUR TBC
 ACCESS PANEL BELOW CASE TO ACT AS KIT STORE, SECURED WITH BUDGET LOCK
 ACCESS PANEL ABOVE CASE TO GIVE ACCESS TO POWER AND CEILING LIGHTING, SECURED
 WITH BUDGET LOCK TBC
 MINICLIMA VENT POSITION TBC, VENTS TO BE SPRAY FINISHED TO MATCH BASEPANEL AND TO
 BE RECESSED FLUSH
 NETWORKS AROUND CASE TO BE FINALISED, 5MM SHADOW GAP AROUND THE DISPLAY CASE
 TO ALLOW DOOR OPENING, TBC



VENT POSITION - NEW MINICLIMA VENT POSITIONS
 TO BE RETROFITTED POSITION TBC



- ① COLOUR PARTY OF THE SCOTS GUARDS
NAM. 1992-08-198-6 - 6
- ② 'BOER OR BRITON: A NEW SOUTH AFRICAN WAR GAME', 1900 (C)
NAM. 1975-10-127 - 1



GENERAL DRAWING NOTES
 © This drawing is not to be shown to any Third Party unless agreed by PLB.
 DO NOT SCALE OFF THIS DRAWING except for the purposes of cost estimating & shop drawing production.
 ALL DIMENSIONS TO BE CHECKED ON SITE
 ALL DIMENSIONS ARE IN MILLIMETERS UNLESS OTHERWISE STATED
 This drawing shows 'DESIGN INTENT' only. It is the responsibility of the appointed contractor to finalise development, using specialists approved by PLB, & produce detailed working drawings, with a 10 year minimum lifespan.
 ALL working drawings to be aesthetically approved by PLB prior to manufacture.
 All Electrical & data communications systems must conform to the prevailing national regulations & any local bylaws pertaining. Unless stated otherwise all timber or timber based materials used, including sheet materials, as specified by BS 476 (or international equivalent), must be not less than Class 1 & any other material utilised must be in accordance with Class 1 spread of flame.
 Exhibition/Furniture contractor to ensure that all unitary is securely and safely fixed in position where appropriate. All fixings to building fabric to be agreed/approved by client/architect. Exhibition contractor to supply samples of all finishes for approval by the client and PLB.

General
 UT - Unit
 GR - Graphic Item
 DC - Display Case
 PI - Physical Interactive
 IT - Digital Interactive
 AV - Audio Visual
 OM - Object Mount
 FN - Furniture Item
Other
 SD - Scenic / Other Display
 CC - Soft Furnishing / Curtains / Cushions
 FT - Floor Finish / Treatment
 EG - Emulsion / Gloss Paint Wall & Ceiling Finish
 LS - Light Source / Fitting
 FFL - Finished Floor Level
 LG - Lower Ground / Basement
 GF - Ground Floor
 FF - First Floor
 SF - Second Floor

CONTRACTOR TO SURVEY SITE WITH REFERENCE TO ARCHITECT'S DRAWINGS AND AMEND THESE UNITARY DESIGNS ACCORDINGLY, TO ENSURE CLEAN FIT TO BUILDING.
 MATERIAL AND FINAL FINISH SAMPLES TO BE PROVIDED BY CONTRACTORS FOR CLIENT APPROVAL.
 ENSURE NO SHARP EDGES, PENCIL RADIUS THROUGHOUT.

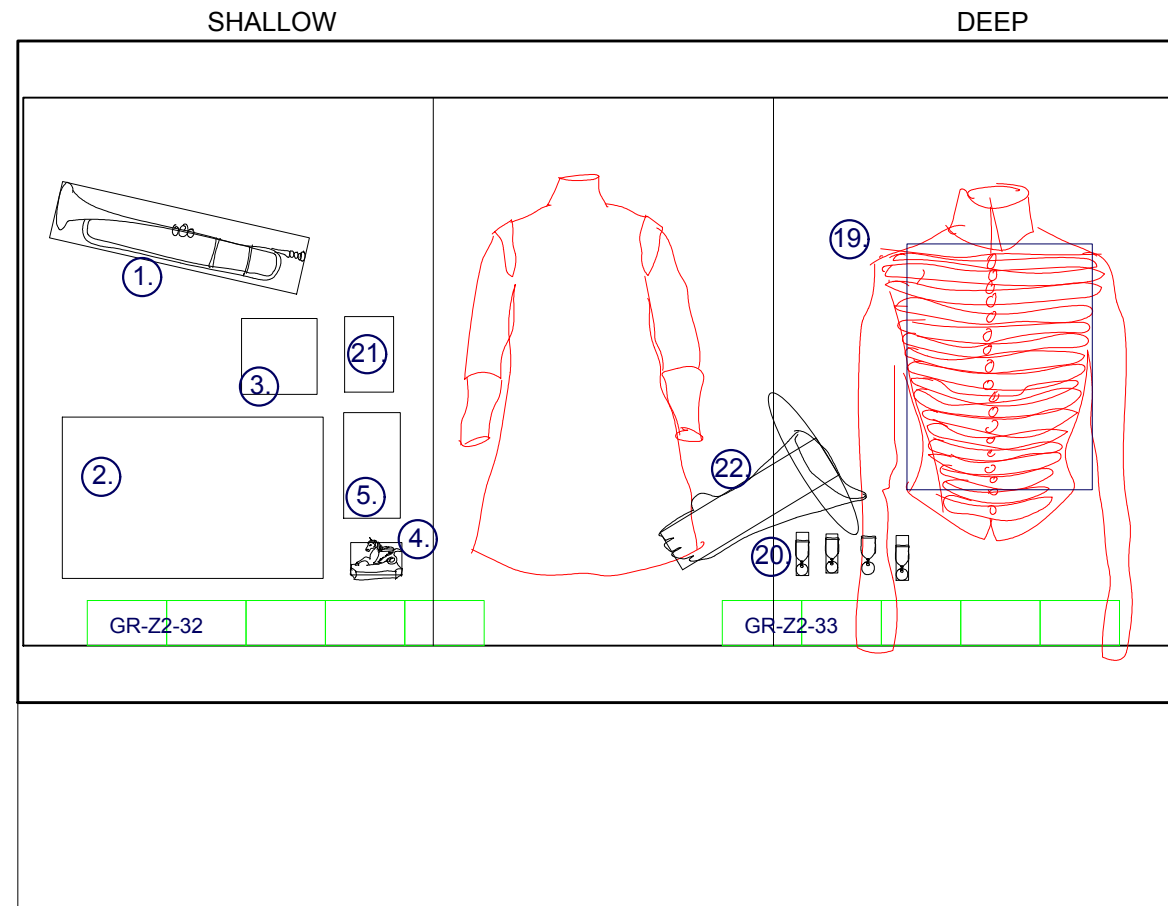
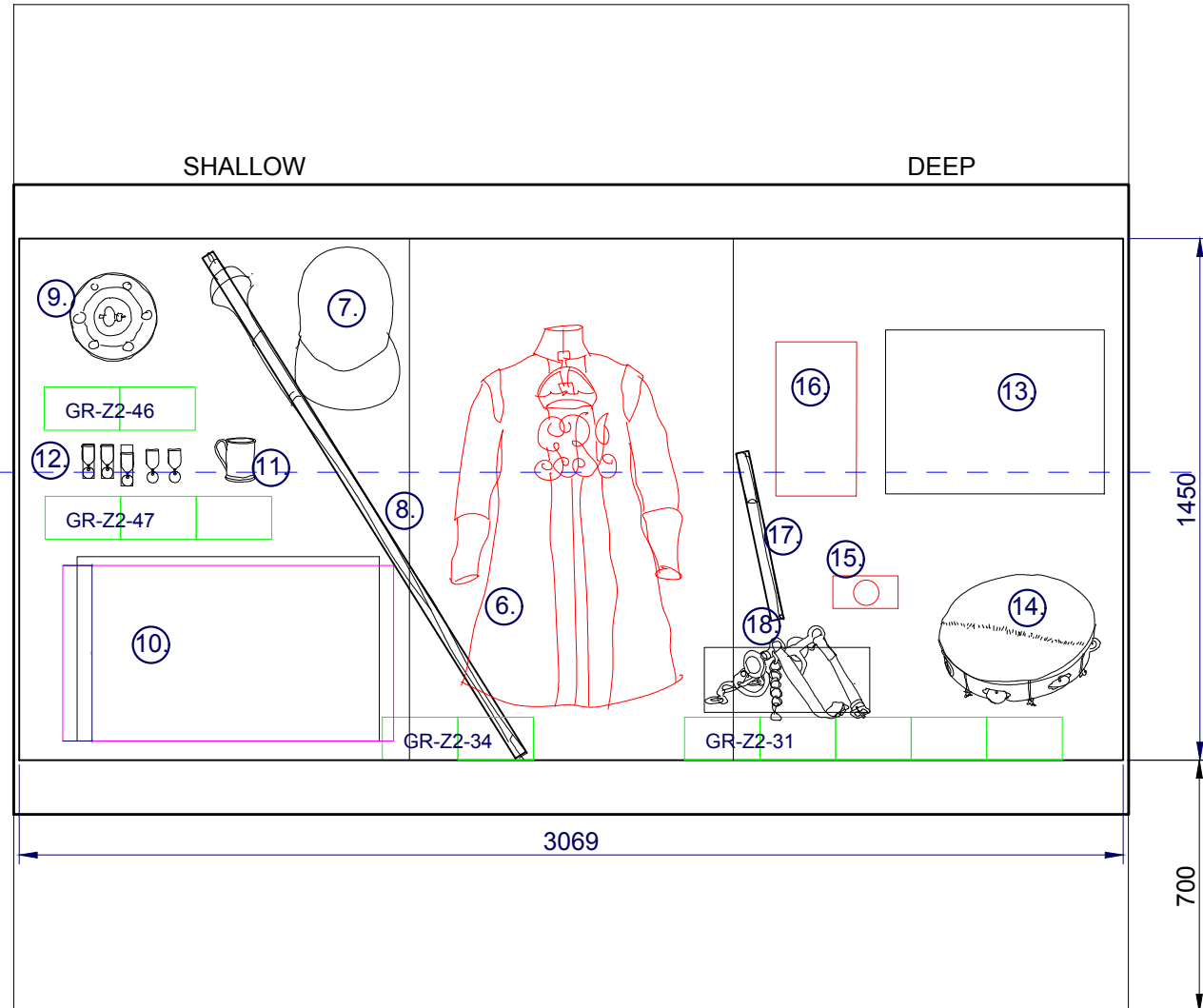
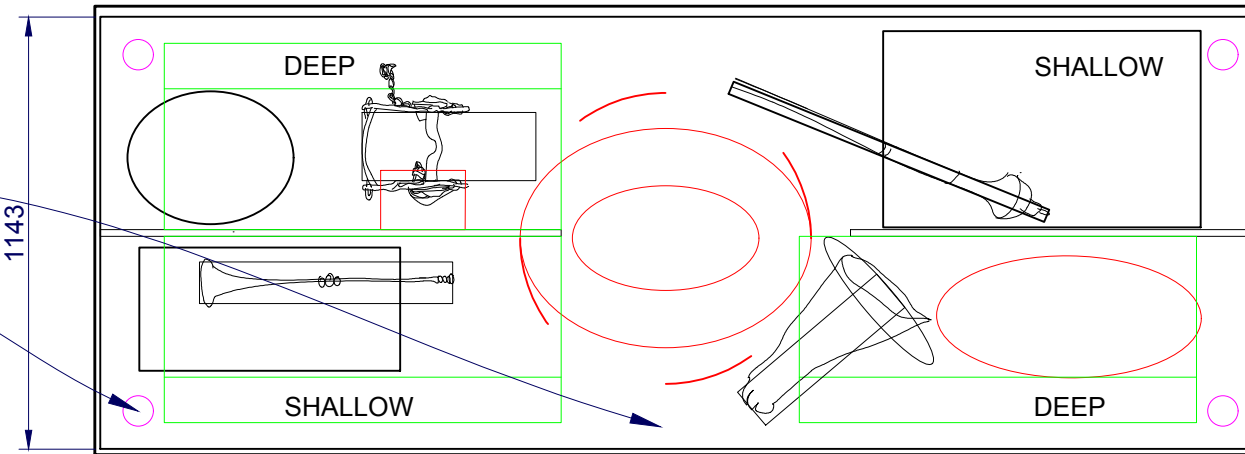
REV.	DATE	NOTES	REV. BY
A	12/04/23	DRAFT TENDER PACKAGE	CC
B	19/04/23	AMENDS FOR BUILD TENDER PACKAGE	CC

CLIENT NATIONAL ARMY MUSEUM
 JOB ARMY AT HOME
 DRAWING TITLE
 CASE LAYOUT: 2.2 C
 A SOURCE OF NATIONAL PRIDE
 AUTHOR CC DATE 19/10/2022 APPROVED **
 SCALES 1:5 @A3
 DRAWING No 5782 01 50 223 B
 PROJECT No AREA No DWG TYPE DWG No REV
 DRAWING STATUS For Review
 FOR EXPLANATIONS OF DRAWING CODES AND OTHER DRAWING INFORMATION SEE PLB DRAWING RESOURCE FILE

NEW CASE FREESTANDING/WALL CASE

LIGHT POSITION - PREFERRED LIGHTING POSITIONS
TBC

VENT POSITION - NEW MINICLIMA VENT POSITIONS
TO BE RETROFITTED POSITION TBC



- ① TRUMPET, SILVER HERALD
NAM. 1965-11-13 - 1
- ② TRUMPET BANNER
NAM. 2002-11-39 - 1
- ③ THE PARADE BANDSTAND BROADSTAIRS. PROGRAMME OF MUSIC.
NAM. 1984-11-53 - 1
- ④ FIGURE
NAM. 2000-03-1 - 103
- ⑤ BEATING RETREAT CEREMONY BY THE BANDS OF THE
HOUSEHOLD DIVISION AT HORSE GUARDS, 2003. LEAFLET
NAM. 2005-09-75 - 1
- ⑥ STATE TRUMPETER'S COAT, 1911 (C)
NAM. 1974-08-23 - 1
- ⑦ CAP, RIDING
NAM. 1974-08-23 - 7
- ⑧ STAFF, DRUM MAJOR
NAM. 1952-03-10 - 1
- ⑨ PLATE, DESSERT
NAM. 1960-07-70 - 1
- ⑩ STANDARD, SOVEREIGN'S (ROTATION ITEM SHOWM IN MAGENTA)
NAM. 1984-07-98 - 1

- ⑪ MUG
NAM. 2006-09-42 - 1
- ⑫ QUEEN VICTORIA GOLDEN JUBILEE MEDAL 1887
NAM. 1954-09-15 - 3
- KING GEORGE V SILVER JUBILEE MEDAL 1935
NAM. 2002-02-602 - 9
- QUEEN ELIZABETH II SILVER JUBILEE MEDAL 1977
NAM. 1994-07-184 - 2
- QUEEN ELIZABETH II GOLDEN JUBILEE MEDAL 2002
NAM. 2003-06-5 - 1
- QUEEN VICTORIA DIAMOND JUBILEE MEDAL 1887
NAM. 1989-06-38-2
- ⑬ CHANGING THE GUARD AT ST JAMES'S PALACE, 1792
NAM. 1963-07-32 - 1
- ⑭ REGIMENTAL TAMBOURINE
NAM. 2018-04-6 - 1
- ⑮ BRASSARD
NAM. 1994-04-173 - 1
- ⑯ PROGRAMME ITEMISING FIREWORK DISPLAY AT
PRIMROSE HILL, TO CELEBRATE THE END OF THE
CRIMEAN WAR, 1856
NAM. 1983-08-66 - 2

- ⑰ LAUNCHER, ROCKET
NAM. 1961-07-41 - 1
- ⑱ BRIDOOON BIT, GEN SIR CHARLES WILLIAM,
NAM. 2016-11-76-2 - 2
- ⑲ JACKET, SHORT FROGGED
NAM. 1976-08-3 - 1
- ⑳ CORONATION MEDAL 1902, CORONATION OF KING EDWARD VII.
NAM. 2002-02-1108 - 4
- CORONATION MEDAL 1911, GEORGE V
NAM. 1959-11-367 - 8
- CORONATION MEDAL 1937, GEORGE VI
NAM. 2002-02-602-10
- QUEEN ELIZABETH II CORONATION MEDAL,
WARRANT OFFICER INUSA WASI,
NAM. 1994-06-112 - 6
- ㉑ PROGRAMME FOR PRESENTATION OF COLOURS BY THE KING TO
THE GRENADIER GUARDS, COLDSTREAM GUARDS AND SCOTS
GUARDS, 1921
NAM. 1975-01-31 - 2
- ㉒ GAUNTLETS WORN AT THE LYING IN STATE
OF QUEEN ELIZABETH II, 2022



GENERAL DRAWING NOTES

© This drawing is not to be shown to any Third Party unless agreed by PLB. DO NOT SCALE OFF THIS DRAWING except for the purposes of cost estimating & shop drawing production. ALL DIMENSIONS TO BE CHECKED ON SITE

ALL DIMENSIONS ARE IN MILLIMETERS UNLESS OTHERWISE STATED. This drawing shows 'DESIGN INTENT' only. It is the responsibility of the appointed contractor to finalise development, using specialists approved by PLB, & produce detailed working drawings, with a 10 year minimum lifespan.

ALL working drawings to be aesthetically approved by PLB prior to manufacture.

All Electrical & data communications systems must conform to the prevailing national regulations & any local bylaws pertaining. Unless stated otherwise all timber or timber based materials used, including sheet materials, as specified by BS 476 (or international equivalent), must be not less than Class 1 & any other material utilised must be in accordance with Class 1 spread of flame.

Exhibition/Furniture contractor to ensure that all unitary is securely and safely fixed in position where appropriate. All fixings to building fabric to be agreed/approved by client/architect. Exhibition contractor to supply samples of all finishes for approval by the client and PLB.

- General
- UT - Unit
- GR - Graphic Item
- DC - Display Case
- PI - Physical Interactive
- IT - Digital Interactive
- AV - Audio Visual
- OM - Object Mount
- FN - Furniture Item

- Other
- SD - Scenic / Other Display
- CC - Soft Furnishing / Curtains / Cushions
- FT - Floor Finish / Treatment
- EG - Emulsion / Gloss Paint Wall & Ceiling Finish
- LS - Light Source / Fitting
- FLL - Finished Floor Level
- LG - Lower Ground / Basement
- GF - Ground Floor
- FF - First Floor
- SF - Second Floor

CONTRACTOR TO SURVEY SITE WITH REFERENCE TO ARCHITECT'S DRAWINGS AND AMEND THESE UNITARY DESIGNS ACCORDINGLY, TO ENSURE CLEAN FIT TO BUILDING.

MATERIAL AND FINAL FINISH SAMPLES TO BE PROVIDED BY CONTRACTORS FOR CLIENT APPROVAL. ENSURE NO SHARP EDGES, PENCIL RADIUS THROUGHOUT.

REV.	DATE	NOTES	REV. BY
A	31/10/22	BRASSARD ADDED, JUBILEE & CORONATION MEDALS GROUPED TOGETHER	CC
B	22/11/22	PROGRAMME ADDED	CC
C	06/02/23	GAUNTLET ADDED	CC
D	08/02/23	LABELS REMOVED	CC
E	20/02/23	BANNERS ANGLED	CC
F	20/02/23	PROGRAMME ANGLED & SIZE FOR COATALTERED	CC
G	19/04/23	AMENDS FOR BUILD TENDER PACKAGE	CC
*	DATE	First Issue	INITIAL

CLIENT	NATIONAL ARMY MUSEUM
JOB	ARMY AT HOME
DRAWING TITLE	CASE LAYOUT: 2.3 A POMP AND CIRCUMSTANCE
AUTHOR	CC
DATE	19/10/2022
APPROVED	**
SCALE	1:20 @A3
DRAWING No	5782
PROJECT No	01
AREA No	50
DWG TYPE	231
DWG No	G
REV	
DRAWING STATUS	For Review
FOR EXPLANATIONS OF DRAWING CODES AND OTHER DRAWING INFORMATION SEE PLB DRAWING RESOURCE FILE	

NEW CASE FREESTANDING/WALL CASE



GENERAL DRAWING NOTES

© This drawing is not to be shown to any Third Party unless agreed by PLB.
DO NOT SCALE OFF THIS DRAWING except for the purposes of cost estimating & shop drawing production.
ALL DIMENSIONS TO BE CHECKED ON SITE

ALL DIMENSIONS ARE IN MILLIMETERS UNLESS OTHERWISE STATED

This drawing shows 'DESIGN INTENT' only. It is the responsibility of the appointed contractor to finalise development, using specialists approved by PLB, & produce detailed working drawings, with a 10 year minimum lifespan.

ALL working drawings to be aesthetically approved by PLB prior to manufacture.

All Electrical & data communications systems must conform to the prevailing national regulations & any local bylaws pertaining. Unless stated otherwise all timber or timber based materials used, including sheet materials, as specified by BS 476 (or international equivalent), must be not less than Class 1 & any other material utilised must be in accordance with Class 1 spread of flame.

Exhibition/Furniture contractor to ensure that all unitary is securely and safely fixed in position where appropriate. All fixings to building fabric to be agreed/approved by client/architect. Exhibition contractor to supply samples of all finishes for approval by the client and PLB.

General
UT - Unit
GR - Graphic Item
DC - Display Case
PI - Physical Interactive
IT - Digital Interactive
AV - Audio Visual
OM - Object Mount
FN - Furniture Item

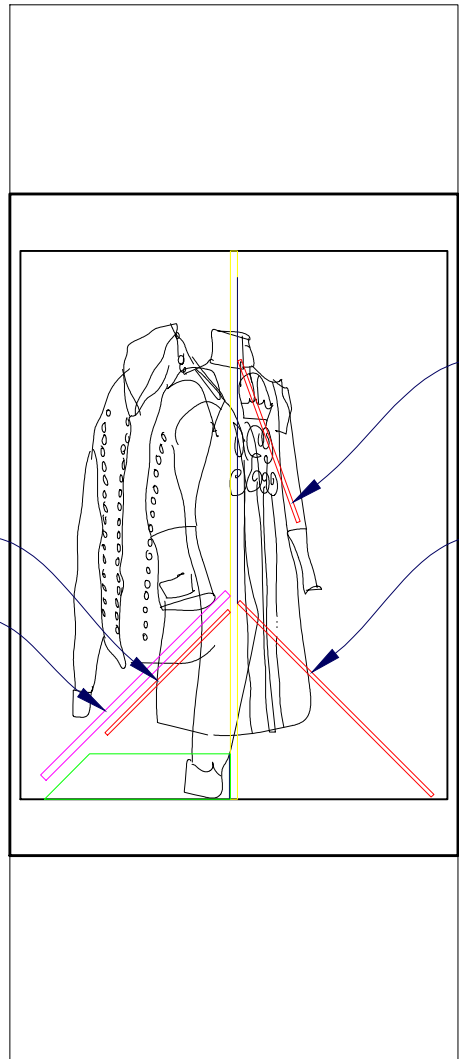
Other
SD - Scenic / Other Display
CC - Soft Furnishing / Curtains / Cushions
FT - Floor Finish / Treatment
EG - Emulsion / Gloss Paint Wall & Ceiling Finish
LS - Light Source / Fitting
FFL - Finished Floor Level
LG - Lower Ground / Basement
GF - Ground Floor
FF - First Floor
SF - Second Floor

CONTRACTOR TO SURVEY SITE WITH REFERENCE TO ARCHITECT'S DRAWINGS AND AMEND THESE UNITARY DESIGNS ACCORDINGLY, TO ENSURE CLEAN FIT TO BUILDING.

MATERIAL AND FINAL FINISH SAMPLES TO BE PROVIDED BY CONTRACTORS FOR CLIENT APPROVAL.

ENSURE NO SHARP EDGES, PENCIL RADIUS THROUGHOUT.

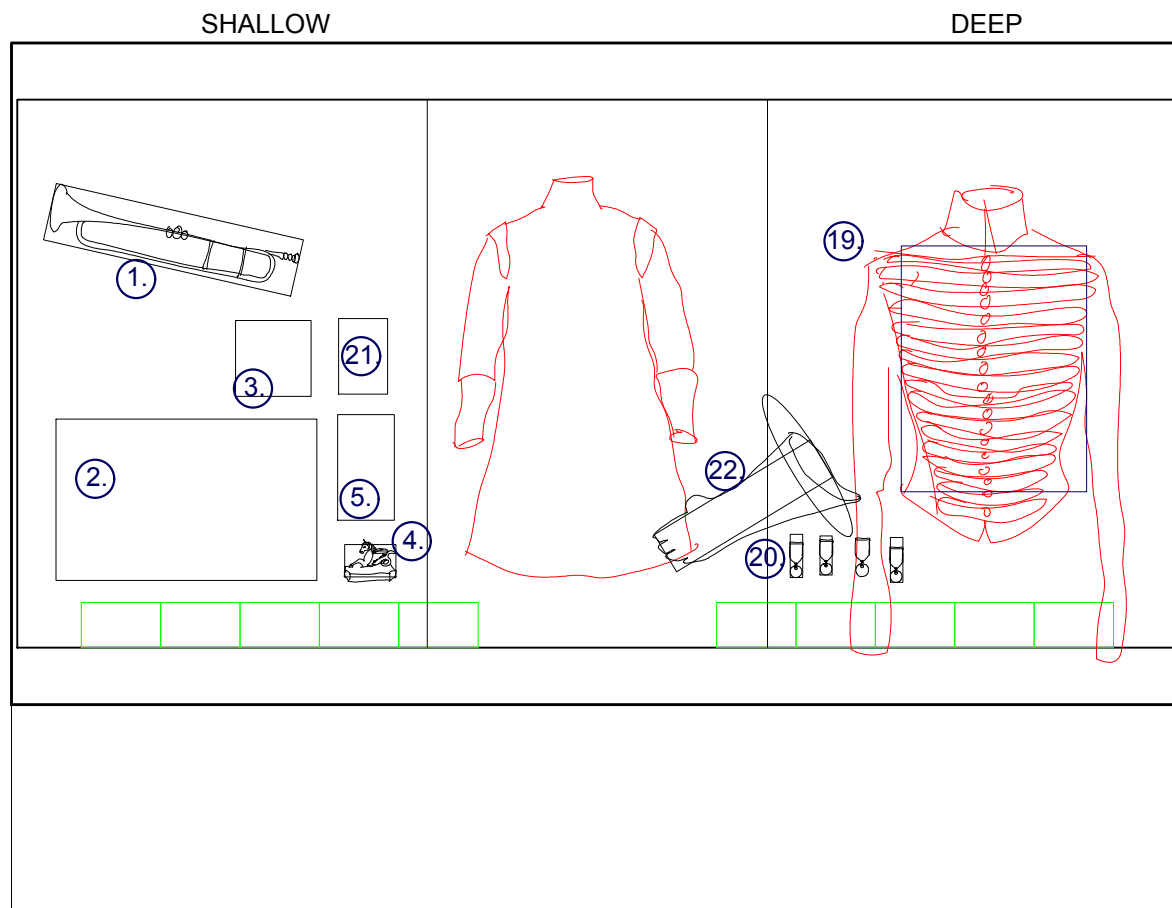
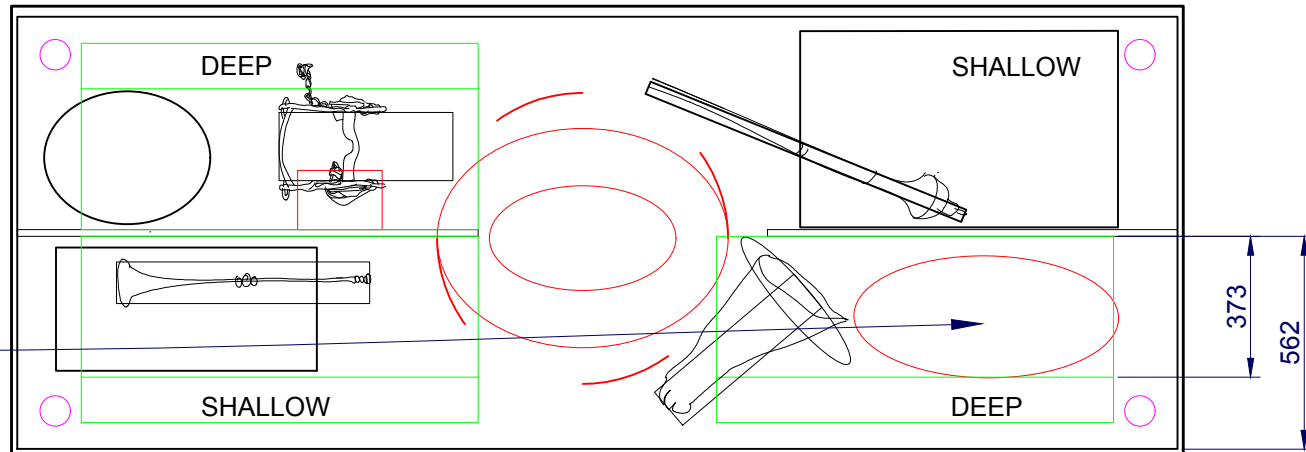
TRUMPET BANNER MOUNTED AT 45 DEGREE ANGLE
ROTATION ITEM MOUNTED AT 45 DEGREE ANGLE



SHORT FROGGED JACKET NOTE AVAILABLE DEPTH ON MANNEQUIN

FIREWORKS PROGRAMME MOUNTED AT 70 DEGREE ANGLE

SOVEREIGNS STANDARD MOUNTED AT 45 DEGREE ANGLE



- ① TRUMPET, SILVER HERALD
NAM. 1965-11-13 - 1
- ② TRUMPET BANNER
NAM. 2002-11-39 - 1
- ③ THE PARADE BANDSTAND BROADSTAIRS. PROGRAMME OF MUSIC.
NAM. 1984-11-53 - 1
- ④ FIGURE
NAM. 2000-03-1 - 103
- ⑤ BEATING RETREAT CEREMONY BY THE BANDS OF THE HOUSEHOLD DIVISION AT HORSE GUARDS, 2003. LEAFLET
NAM. 2005-09-75 - 1
- ⑥ STATE TRUMPETER'S COAT, 1911 (C)
NAM. 1974-08-23 - 1
- ⑦ CAP, RIDING
NAM. 1974-08-23 - 7
- ⑧ STAFF, DRUM MAJOR
NAM. 1952-03-10 - 1
- ⑨ PLATE, DESSERT
NAM. 1960-07-70 - 1
- ⑩ STANDARD, SOVEREIGN'S
NAM. 1984-07-98 - 1

- ⑪ MUG
NAM. 2006-09-42 - 1
- ⑫ QUEEN VICTORIA GOLDEN JUBILEE MEDAL 1887
NAM. 1954-09-15 - 3
- KING GEORGE V SILVER JUBILEE MEDAL 1935
NAM. 2002-02-602 - 9
- QUEEN ELIZABETH II SILVER JUBILEE MEDAL 1977
NAM. 1994-07-184 - 2
- QUEEN ELIZABETH II GOLDEN JUBILEE MEDAL 2002
NAM. 2003-06-5 - 1
- QUEEN VICTORIA DIAMOND JUBILEE MEDAL 1887
NAM. 1989-06-38-2
- ⑬ CHANGING THE GUARD AT ST JAMES'S PALACE, 1792
NAM. 1963-07-32 - 1
- ⑭ REGIMENTAL TAMBOURINE
NAM. 2018-04-6 - 1
- ⑮ BRASSARD
NAM. 1994-04-173 - 1
- ⑯ PROGRAMME ITEMISING FIREWORK DISPLAY AT PRIMROSE HILL, TO CELEBRATE THE END OF THE CRIMEAN WAR, 1856
NAM. 1983-08-66 - 2

- ⑰ LAUNCHER, ROCKET
NAM. 1961-07-41 - 1
- ⑱ BRIDOOON BIT, GEN SIR CHARLES WILLIAM,
NAM. 2016-11-76-2 - 2
- ⑲ JACKET, SHORT FROGGED
NAM. 1976-08-3 - 1
- ⑳ CORONATION MEDAL 1902, CORONATION OF KING EDWARD VII.
NAM. 2002-02-1108 - 4
- CORONATION MEDAL 1911, GEORGE V
NAM. 1959-11-367 - 8
- CORONATION MEDAL 1937, GEORGE VI
NAM. 2002-02-602-10
- QUEEN ELIZABETH II CORONATION MEDAL, WARRANT OFFICER INUSA WASI,
NAM. 1994-06-112 - 6
- ㉑ PROGRAMME FOR PRESENTATION OF COLOURS BY THE KING TO THE GRENADIER GUARDS, COLDSTREAM GUARDS AND SCOTS GUARDS, 1921
NAM. 1975-01-31 - 2
- ㉒ GAUNTLETS WORN AT THE LYING IN STATE OF QUEEN ELIZABETH II, 2022

REV.	DATE	NOTES	REV. BY
A	20/02/23	PROGRAMME ANGLED & SIZE FOR COATALTERED	CC
B	19/04/23	AMENDS FOR BUILD TENDER PACKAGE	CC
*	DATE	First Issue	INITIAL

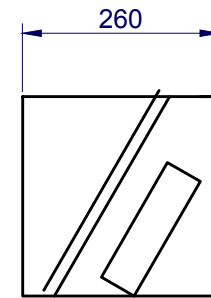


CLIENT NATIONAL ARMY MUSEUM			
JOB ARMY AT HOME			
DRAWING TITLE			
CASE LAYOUT: 2.3 A POMP AND CIRCUMSTANCE SHEET 2			
AUTHOR	DATE	APPROVED	
CC	19/10/2022	**	
SCALES	1:20 @A3	*****	
DRAWING No	5782	01 50 232	B
PROJECT No	AREA No	DWG TYPE	DWG No
			REV
DRAWING STATUS For Review			
FOR EXPLANATIONS OF DRAWING CODES AND OTHER DRAWING INFORMATION SEE PLB DRAWING RESOURCE FILE			

SOC 1.6 SHO 1 WALL CASE


NOTES:

MINICLIMAS CONDITIONING SYSTEM, EXISTING TO BE REFITTED TO CASE
 DRESS BASEPANEL AND BACKPANELS TO BE 18MM ZFMDP WITH DACRYLATE VARNISH
 AND WATER BASED EMULSION, SPRAYED FINISH, COLOUR TBC
 ACCESS PANEL BELOW CASE TO ACT AS KIT STORE, SECURED WITH BUDGET LOCK
 ACCESS PANEL ABOVE CASE TO GIVE ACCESS TO POWER AND CEILING LIGHTING,
 SECURED WITH BUDGET LOCK TBC
 MINICLIMA VENT POSITION TBC, VENTS TO BE SPRAY FINISHED TO MATCH BASEPANEL
 AND TO BE RECESSED FLUSH
 NETWORKS AROUND CASE TO BE FINALISED, 5MM SHADOW GAP AROUND THE DISPLAY
 CASE TO ALLOW DOOR OPENING, TBC
 MAGNIFYING SHEET NEEDS TO BE REPLACED MOUNTED TO MOVABLE FRAME THAT REST
 ON SLIDING TRACK MOUNTED AROUND CASE

VENT POSITION - NEW MINICLIMA VENT POSITIONS
 TO BE RETROFITTED POSITION TBC



① PANORAMA OF THE CORONATION PROCESSION MAY 12TH 1937
 NAM. 1968-06-341 - 1



EXTERNAL VIEW OF CASE

MAGNIFIER - NEW MAGNIFIER SHEET TO BE
 INSTALLED IN EXISTING FRAME SPEC TBC



88 The Mount, York YO24 1AR

GENERAL DRAWING NOTES

© This drawing is not to be shown to any Third Party unless agreed by PLB.
 DO NOT SCALE OFF THIS DRAWING except for the purposes of cost estimating & shop drawing production.
 ALL DIMENSIONS TO BE CHECKED ON SITE

ALL DIMENSIONS ARE IN MILLIMETERS UNLESS OTHERWISE STATED

This drawing shows 'DESIGN INTENT' only. It is the responsibility of the appointed contractor to finalise development, using specialists approved by PLB, & produce detailed working drawings, with a 10 year minimum lifespan.

ALL working drawings to be aesthetically approved by PLB prior to manufacture.

All Electrical & data communications systems must conform to the prevailing national regulations & any local bylaws pertaining.

Unless stated otherwise all timber or timber based materials used, including sheet materials, as specified by BS 476 (or international equivalent), must be not less than Class 1 & any other material utilised must be in accordance with Class 1 spread of flame.

Exhibition/Furniture contractor to ensure that all unitary is securely and safely fixed in position where appropriate. All fixings to building fabric to be agreed/approved by client/architect. Exhibition contractor to supply samples of all finishes for approval by the client and PLB.

General
 UT - Unit
 GR - Graphic Item
 DC - Display Case
 PI - Physical Interactive
 IT - Digital Interactive
 AV - Audio Visual
 OM - Object Mount
 FN - Furniture Item

Other
 SD - Scenic / Other Display
 CC - Soft Furnishing / Curtains / Cushions
 FT - Floor Finish / Treatment
 EG - Emulsion / Gloss Paint Wall & Ceiling Finish
 LS - Light Source / Fitting
 FFL - Finished Floor Level
 LG - Lower Ground / Basement
 GF - Ground Floor
 FF - First Floor
 SF - Second Floor

CONTRACTOR TO SURVEY SITE WITH REFERENCE TO ARCHITECT'S DRAWINGS AND AMEND THESE UNITARY DESIGNS ACCORDINGLY, TO ENSURE CLEAN FIT TO BUILDING.

MATERIAL AND FINAL FINISH SAMPLES TO BE PROVIDED BY CONTRACTORS FOR CLIENT APPROVAL.

ENSURE NO SHARP EDGES, PENCIL RADIUS THROUGHOUT.

REV.	DATE	NOTES	REV. BY
A	19/04/23	AMENDS FOR BUILD TENDER PACKAGE	CC

CLIENT NATIONAL ARMY MUSEUM

JOB ARMY AT HOME

DRAWING TITLE CASE LAYOUT: 2.3 B POMP AND CIRCUMSTANCE

AUTHOR CC DATE 02/03/2023 APPROVED **

SCALES 1:10 @A3 REVISIONS *****

DRAWING No 5782 01 50 233 A

PROJECT No AREA No DWG TYPE DWG No REV

DRAWING STATUS For Review

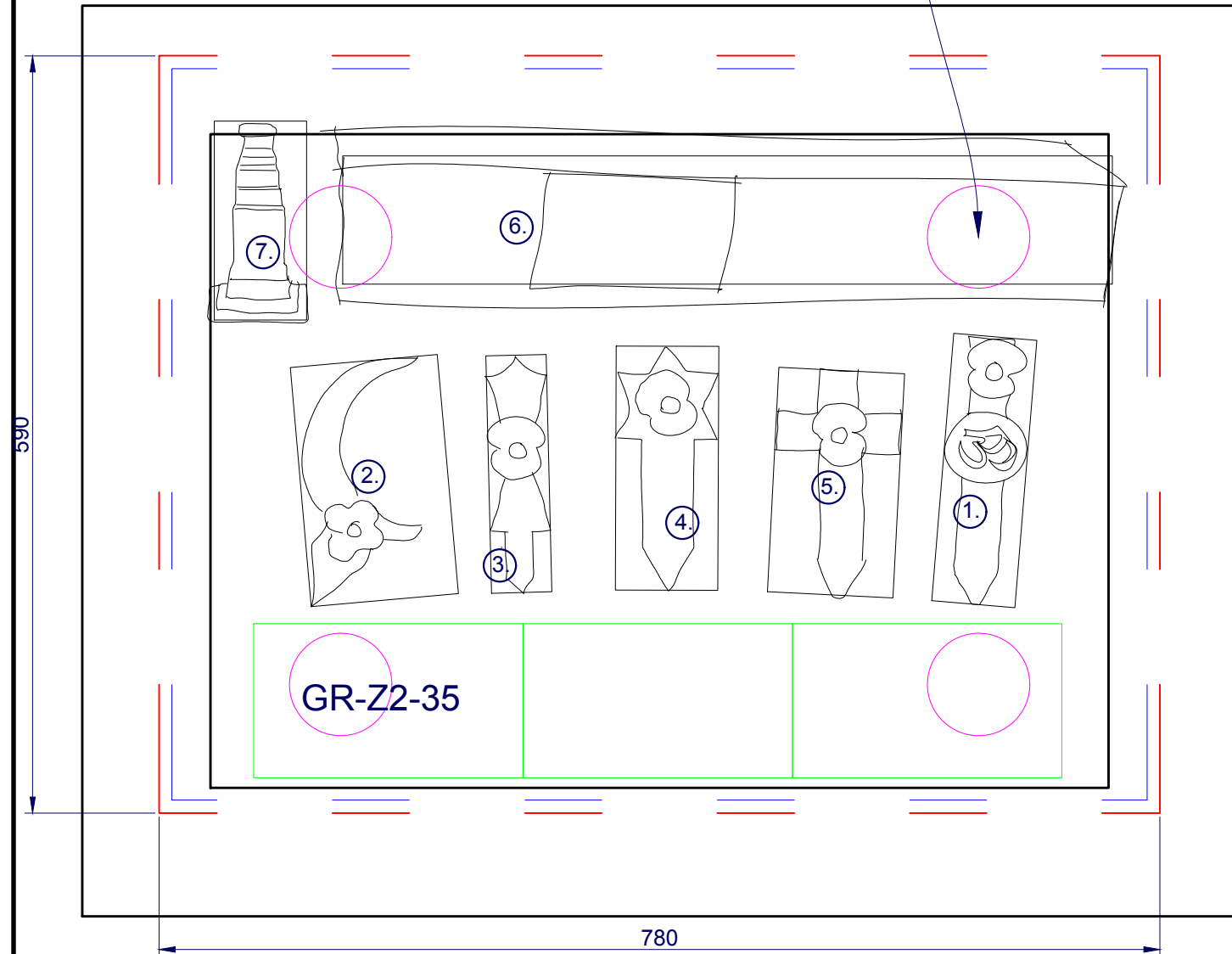
FOR EXPLANATIONS OF DRAWING CODES AND OTHER DRAWING INFORMATION SEE PLB DRAWING RESOURCE FILE

SOC 4.3 SHO 2 DESKTOP CASE


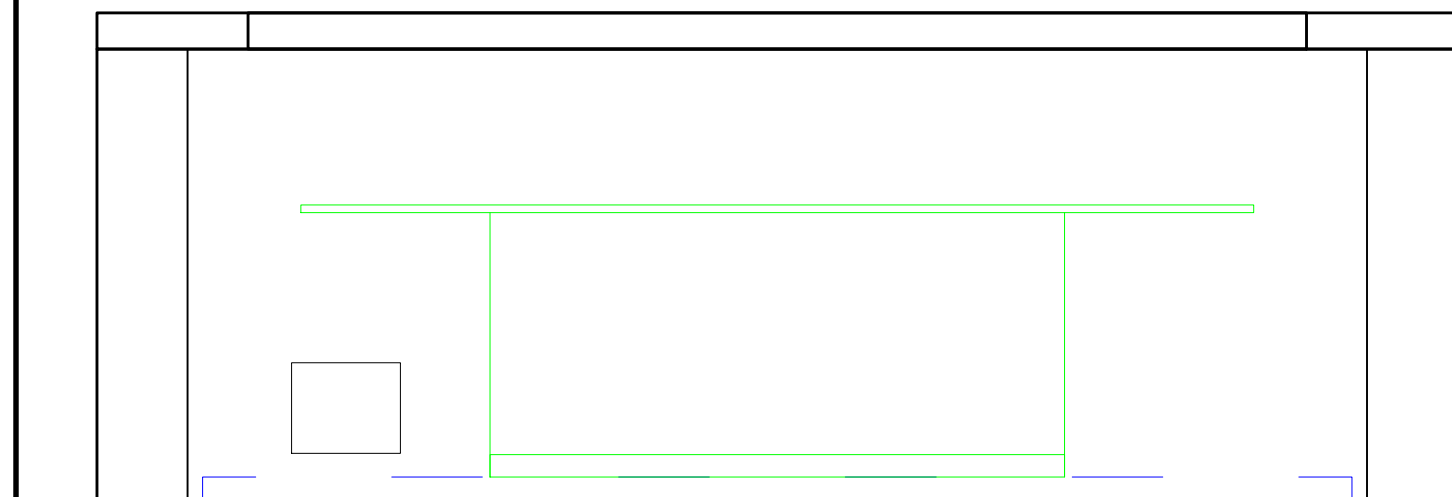
NOTES:

MINICLIMAS CONDITIONING SYSTEM, NEW UNIT TO BE INSTALLED
 DRESS BASEPANEL TO BE 18MM ZFMDF WITH DACRYLATE VARNISH AND WATER BASED EMULSION, SPRAYED FINISH, COLOUR TBC
 ACCESS PANEL BELOW CASE TO ACT AS KIT STORE, SECURED WITH BUDGET LOCK
 MINICLIMA VENT POSITION TBC, VENTS TO BE SPRAY FINISHED TO MATCH BASEPANEL AND TO BE RECESSED FLUSH
 SETWORKS AROUND CASE TO BE FINALISED, 5MM SHADOW GAP AROUND THE DISPLAY CASE TO ALLOW DOOR OPENING, TBC

VENT POSITION - NEW MINICLIMA VENT POSITIONS
 TO BE RETROFITTED POSITION TBC



- ①. HINDU OM OR AUM MEMORIAL MARKER WITH REMEMBRANCE POPPY, 2014 (C)
 NAM. 2015-01-16 - 1
- ②. WOODEN MUSLIM MEMORIAL MARKER WITH POPPY, 2014
 NAM. 2014-11-20 - 2
- ③. WOODEN SIKH KHANDA MEMORIAL MARKER WITH POPPY, 2014
 NAM. 2014-12-6 - 1
- ④. WOODEN JEWISH MEMORIAL MARKER WITH POPPY, 2014
 NAM. 2014-12-8 - 1
- ⑤. WOODEN CHRISTIAN CROSS MEMORIAL MARKER WITH POPPY, 2012 (C)
 NAM. 2013-10-19 - 1
- ⑥. ORIGINAL CENOTAPH WHITEHALL PIECE SCULPTURE
 NAM. 2019-01-8-1 - 1
- ⑦. CREAMWARE MODEL OF THE CENOTAPH, 1920 (C)
 NAM. 2002-04-852 - 1



GENERAL DRAWING NOTES

© This drawing is not to be shown to any Third Party unless agreed by PLB.
 DO NOT SCALE OFF THIS DRAWING except for the purposes of cost estimating & shop drawing production.
 ALL DIMENSIONS TO BE CHECKED ON SITE

ALL DIMENSIONS ARE IN MILLIMETERS UNLESS OTHERWISE STATED
 This drawing shows 'DESIGN INTENT' only. It is the responsibility of the appointed contractor to finalise development, using specialists approved by PLB, & produce detailed working drawings, with a 10 year minimum lifespan.

ALL working drawings to be aesthetically approved by PLB prior to manufacture.

All Electrical & data communications systems must conform to the prevailing national regulations & any local bylaws pertaining. Unless stated otherwise all timber or timber based materials used, including sheet materials, as specified by BS 476 (or international equivalent), must be not less than Class 1 & any other material utilised must be in accordance with Class 1 spread of flame.

Exhibition/Furniture contractor to ensure that all unitary is securely and safely fixed in position where appropriate. All fixings to building fabric to be agreed/approved by client/architect. Exhibition contractor to supply samples of all finishes for approval by the client and PLB.

General
 UT - Unit
 GR - Graphic Item
 DC - Display Case
 PI - Physical Interactive
 IT - Digital Interactive
 AV - Audio Visual
 OM - Object Mount
 FN - Furniture Item

Other
 SD - Scenic / Other Display
 CC - Soft Furnishing / Curtains / Cushions
 FT - Floor Finish / Treatment
 EG - Emulsion / Gloss Paint Wall & Ceiling Finish
 LS - Light Source / Fitting
 FFL - Finished Floor Level
 LG - Lower Ground / Basement
 GF - Ground Floor
 FF - First Floor
 SF - Second Floor

CONTRACTOR TO SURVEY SITE WITH REFERENCE TO ARCHITECT'S DRAWINGS AND AMEND THESE UNITARY DESIGNS ACCORDINGLY, TO ENSURE CLEAN FIT TO BUILDING.

MATERIAL AND FINAL FINISH SAMPLES TO BE PROVIDED BY CONTRACTORS FOR CLIENT APPROVAL.
 ENSURE NO SHARP EDGES, PENCIL RADIUS THROUGHOUT.

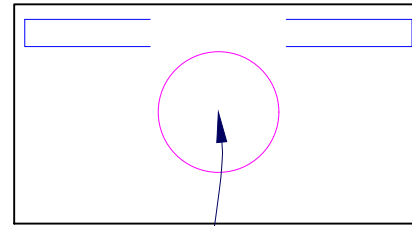
REV.	DATE	NOTES	REV. BY
A	31/10/22	CENOTAPH ADDED	CC
B	19/04/23	AMENDS FOR BUILD TENDER PACKAGE	CC
*	DATE	First Issue	INITIAL

CLIENT NATIONAL ARMY MUSEUM			
JOB ARMY AT HOME			
DRAWING TITLE CASE LAYOUT: 2.4 A LEST WE FORGET			
AUTHOR CC	DATE 19/10/2022	APPROVED **	
SCALES 1:5 @A3	REVISIONS *****		
DRAWING No 5782	01	50 241	B
PROJECT No AREA No DWG TYPE DWG No REV			
DRAWING STATUS For Review			
FOR EXPLANATIONS OF DRAWING CODES AND OTHER DRAWING INFORMATION SEE PLB DRAWING RESOURCE FILE			


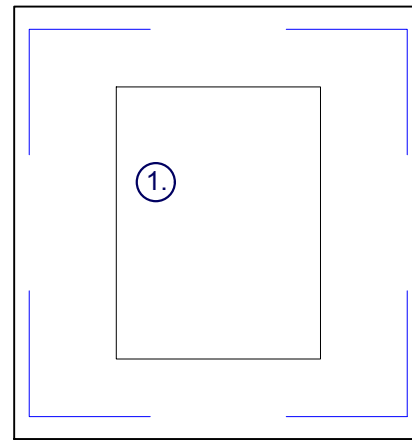
SOC 2.5 SHO 5 WALL CASE

NOTES:

MINICLIMAS CONDITIONING SYSTEM, NEW UNIT TO BE INSTALLED
 DRESS BASEPANEL AND BACKPANELS TO BE 18MM ZFMDF WITH DACRYLATE VARNISH
 AND WATER BASED EMULSION, SPRAYED FINISH, COLOUR TBC
 ACCESS PANEL BELOW CASE TO ACT AS KIT STORE, SECURED WITH BUDGET LOCK
 ACCESS PANEL ABOVE CASE TO GIVE ACCESS TO POWER AND CEILING LIGHTING,
 SECURED WITH BUDGET LOCK TBC
 MINICLIMA VENT POSITION TBC, VENTS TO BE SPRAY FINISHED TO MATCH BASEPANEL AND
 TO BE RECESSED FLUSH
 NETWORKS AROUND CASE TO BE FINALISED, 5MM SHADOW GAP AROUND THE DISPLAY
 CASE TO ALLOW DOOR OPENING, TBC



VENT POSITION - NEW MINICLIMA VENT POSITIONS
 TO BE RETROFITTED POSITION TBC



① POPPY FLOWERS FRAMED AND MOUNTED, PICKED IN THE TRENCHES, AUGUST 1915
 NAM. 2001-04-755 - 1



88 The Mount, York YO24 1AR

GENERAL DRAWING NOTES

© This drawing is not to be shown to any Third Party unless agreed by PLB.
 DO NOT SCALE OFF THIS DRAWING except for the purposes of cost estimating & shop drawing production.
 ALL DIMENSIONS TO BE CHECKED ON SITE

ALL DIMENSIONS ARE IN MILLIMETERS UNLESS OTHERWISE STATED
 This drawing shows 'DESIGN INTENT' only. It is the responsibility of the appointed contractor to finalise development, using specialists approved by PLB, & produce detailed working drawings, with a 10 year minimum lifespan.

ALL working drawings to be aesthetically approved by PLB prior to manufacture.

All Electrical & data communications systems must conform to the prevailing national regulations & any local bylaws pertaining. Unless stated otherwise all timber or timber based materials used, including sheet materials, as specified by BS 476 (or international equivalent), must be not less than Class 1 & any other material utilised must be in accordance with Class 1 spread of flame.

Exhibition/Furniture contractor to ensure that all unitary is securely and safely fixed in position where appropriate. All fixings to building fabric to be agreed/approved by client/architect. Exhibition contractor to supply samples of all finishes for approval by the client and PLB.

General

- UT - Unit
- GR - Graphic Item
- DC - Display Case
- PI - Physical Interactive
- IT - Digital Interactive
- AV - Audio Visual
- OM - Object Mount
- FN - Furniture Item

Other

- SD - Scenic / Other Display
- CC - Soft Furnishing / Curtains / Cushions
- FT - Floor Finish / Treatment
- EG - Emulsion / Gloss Paint Wall & Ceiling Finish
- LS - Light Source / Fitting
- FFL - Finished Floor Level
- LG - Lower Ground / Basement
- GF - Ground Floor
- FF - First Floor
- SF - Second Floor

CONTRACTOR TO SURVEY SITE WITH REFERENCE TO ARCHITECT'S DRAWINGS AND AMEND THESE UNITARY DESIGNS ACCORDINGLY, TO ENSURE CLEAN FIT TO BUILDING.

MATERIAL AND FINAL FINISH SAMPLES TO BE PROVIDED BY CONTRACTORS FOR CLIENT APPROVAL.

ENSURE NO SHARP EDGES, PENCIL RADIUS THROUGHOUT.

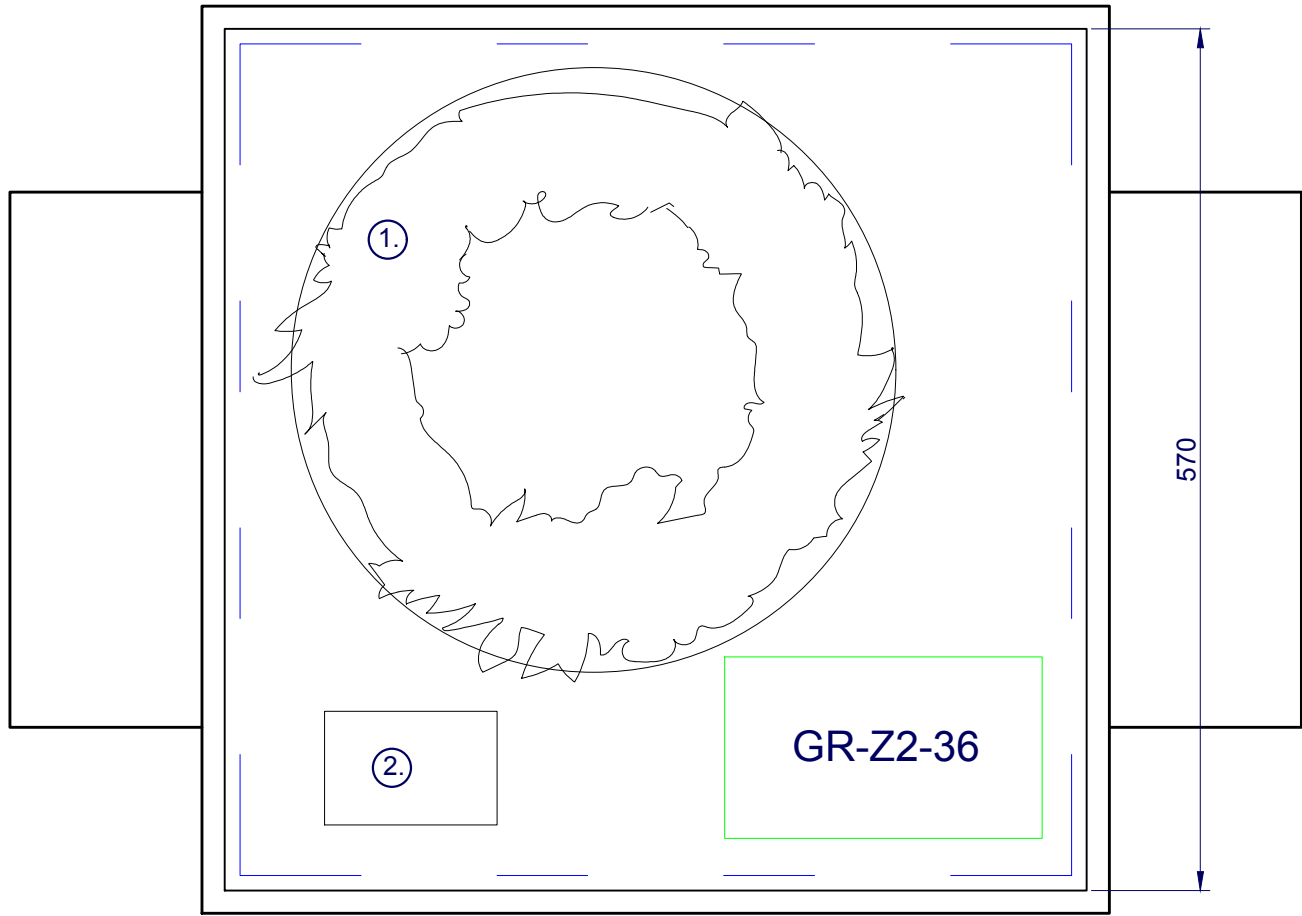
REV.	DATE	NOTES	REV. BY
A	19/04/23	DRAFT TENDER PACKAGE	CC
B	19/04/23	AMENDS FOR BUILD TENDER PACKAGE	CC
*	DATE	First Issue	INITIAL

CLIENT NATIONAL ARMY MUSEUM			
JOB ARMY AT HOME			
DRAWING TITLE CASE LAYOUT: 2.4 B LEST WE FORGET			
AUTHOR CC	DATE 19/10/2022	APPROVED **	
SCALES 1:5@A3	REVISIONS *****		
DRAWING No 5782	01	50	242
PROJECT No	AREA No	DWG TYPE	DWG No
DRAWING STATUS For Review			
FOR EXPLANATIONS OF DRAWING CODES AND OTHER DRAWING INFORMATION SEE PLB DRAWING RESOURCE FILE			

SOC 3.2 SHO 2 DESKTOP CASE


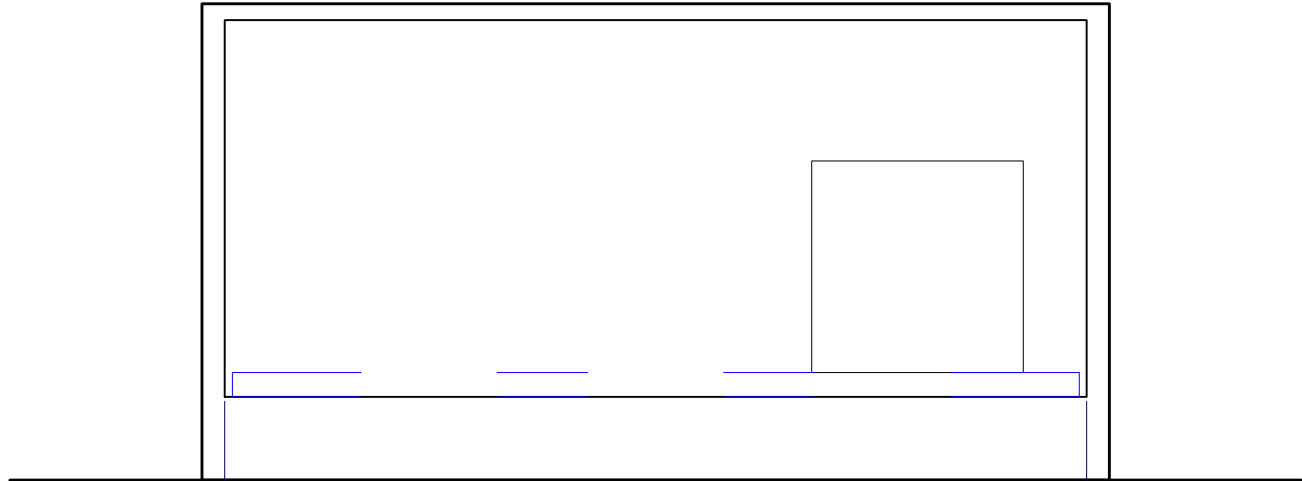
NOTES:

DRESS BASEPANEL TO BE 18MM ZFMDP WITH DACRYLATE VARNISH AND WATER BASED EMULSION, SPRAYED FINISH, COLOUR TBC
ACCESS PANEL BELOW CASE TO ACT AS KIT STORE, SECURED WITH BUDGET LOCK NETWORKS AROUND CASE TO BE FINALISED, 5MM SHADOW GAP AROUND THE DISPLAY CASE TO ALLOW DOOR OPENING, TBC



- ①. WREATH, UNREMEMBERED 2018 PROJECT
NAM. 2018-11-20-1 - 1
- ②. MEMORIAL CARD FOR THE UNKNOWN WARRIOR
NAM. 2001-11-39 - 8

NOTE: CASE LOCKS ARE LOCATED UNDERNEATH CASE BASE PLATE SET AT DIAGONAL OPPOSITE CORNERS. ACCESS WILL BE REQUIRED UNDERNEATH TO OPEN CASE



GENERAL DRAWING NOTES

© This drawing is not to be shown to any Third Party unless agreed by PLB.
DO NOT SCALE OFF THIS DRAWING except for the purposes of cost estimating & shop drawing production.
ALL DIMENSIONS TO BE CHECKED ON SITE

ALL DIMENSIONS ARE IN MILLIMETERS UNLESS OTHERWISE STATED
This drawing shows 'DESIGN INTENT' only.
It is the responsibility of the appointed contractor to finalise development, using specialists approved by PLB, & produce detailed working drawings, with a 10 year minimum lifespan.

ALL working drawings to be aesthetically approved by PLB prior to manufacture.

All Electrical & data communications systems must conform to the prevailing national regulations & any local bylaws pertaining. Unless stated otherwise all timber or timber based materials used, including sheet materials, as specified by BS 476 (or international equivalent), must be not less than Class 1 & any other material utilised must be in accordance with Class 1 spread of flame.

Exhibition/Furniture contractor to ensure that all unitary is securely and safely fixed in position where appropriate. All fixings to building fabric to be agreed/approved by client/architect. Exhibition contractor to supply samples of all finishes for approval by the client and PLB.

- General
- UT - Unit
- GR - Graphic Item
- DC - Display Case
- PI - Physical Interactive
- IT - Digital Interactive
- AV - Audio Visual
- OM - Object Mount
- FN - Furniture Item
- Other
- SD - Scenic / Other Display
- CC - Soft Furnishing / Curtains / Cushions
- FT - Floor Finish / Treatment
- EG - Emulsion / Gloss Paint Wall & Ceiling Finish
- LS - Light Source / Fitting
- FLL - Finished Floor Level
- LG - Lower Ground / Basement
- GF - Ground Floor
- FF - First Floor
- SF - Second Floor

CONTRACTOR TO SURVEY SITE WITH REFERENCE TO ARCHITECT'S DRAWINGS AND AMEND THESE UNITARY DESIGNS ACCORDINGLY, TO ENSURE CLEAN FIT TO BUILDING.

MATERIAL AND FINAL FINISH SAMPLES TO BE PROVIDED BY CONTRACTORS FOR CLIENT APPROVAL.
ENSURE NO SHARP EDGES, PENCIL RADIUS THROUGHOUT.

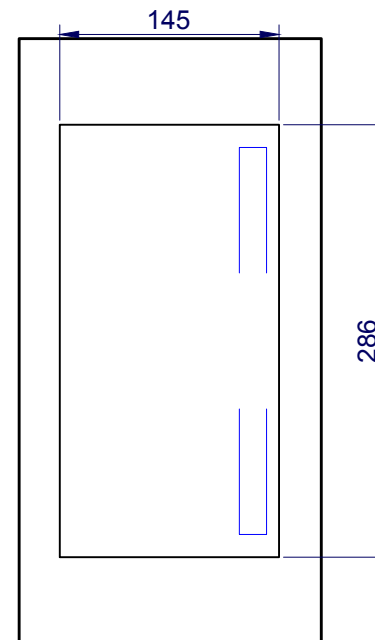
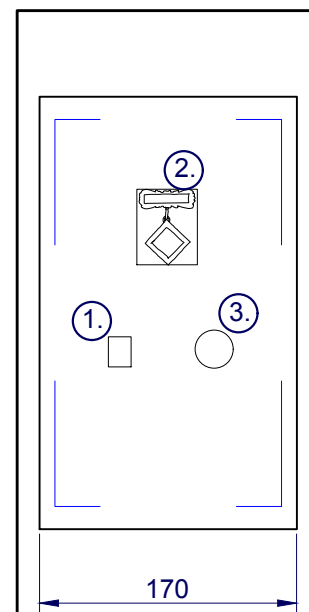
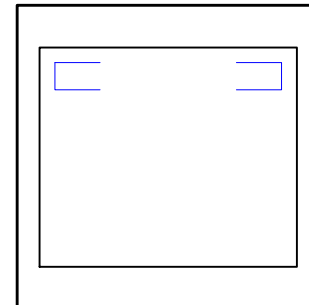
REV.	DATE	NOTES	REV. BY
A	31/10/22	NEW OBJECTS ADDED WREATH & CARD	CC
B	19/04/23	AMENDS FOR BUILD TENDER PACKAGE	CC
*	DATE	First Issue	INITIAL

CLIENT NATIONAL ARMY MUSEUM			
JOB ARMY AT HOME			
DRAWING TITLE CASE LAYOUT: 2.4 C LEST WE FORGET			
AUTHOR CC	DATE 19/10/2022	APPROVED **	
SCALE 1:5 @A3	REV WITH *****		
DRAWING No 5782	PROJECT No 01	AREA No 50	DWG TYPE 243
DRAWING STATUS For Review			
FOR EXPLANATIONS OF DRAWING CODES AND OTHER DRAWING INFORMATION SEE PLB DRAWING RESOURCE FILE			

SOC 2.5 SHO 9 WALL CASE

NOTES:

DRESS BASEPANEL AND BACKPANELS TO BE 18MM ZFMDF WITH DACRYLATE VARNISH AND WATER BASED EMULSION, SPRAYED FINISH, COLOUR TBC
ACCESS PANEL BELOW CASE TO ACT AS KIT STORE, SECURED WITH BUDGET LOCK
ACCESS PANEL ABOVE CASE TO GIVE ACCESS TO POWER AND CEILING LIGHTING, SECURED WITH BUDGET LOCK TBC
NETWORKS AROUND CASE TO BE FINALISED, 5MM SHADOW GAP AROUND THE DISPLAY CASE TO ALLOW DOOR OPENING, TBC



- ① NATIONAL MEMORIAL ARBORETUM ENAMELLED PIN BADGE, 2013 (C)
NAM. 2013-09-35 - 2
- ② LAPEL BADGE, WAR WIDOWS' ASSOCIATION OF GREAT BRITAIN, 2018
NAM. 2018-11-17-1 - 2
- ③ BRITISH WEST INDIES REGIMENT, REMEMBRANCE LAPEL BADGE, 2015 (C)
NAM. 2020-01-1-1 - 2



88 The Mount, York YO24 1AR

GENERAL DRAWING NOTES

© This drawing is not to be shown to any Third Party unless agreed by PLB.
DO NOT SCALE OFF THIS DRAWING except for the purposes of cost estimating & shop drawing production.
ALL DIMENSIONS TO BE CHECKED ON SITE

ALL DIMENSIONS ARE IN MILLIMETERS UNLESS OTHERWISE STATED
This drawing shows 'DESIGN INTENT' only.
It is the responsibility of the appointed contractor to finalise development, using specialists approved by PLB, & produce detailed working drawings, with a 10 year minimum lifespan.

ALL working drawings to be aesthetically approved by PLB prior to manufacture.

All Electrical & data communications systems must conform to the prevailing national regulations & any local bylaws pertaining.
Unless stated otherwise all timber or timber based materials used, including sheet materials, as specified by BS 476 (or international equivalent), must be not less than Class 1 & any other material utilised must be in accordance with Class 1 spread of flame.

Exhibition/Furniture contractor to ensure that all unitary is securely and safely fixed in position where appropriate. All fixings to building fabric to be agreed/approved by client/architect. Exhibition contractor to supply samples of all finishes for approval by the client and PLB.

General

UT - Unit
GR - Graphic Item
DC - Display Case
PI - Physical Interactive
IT - Digital Interactive
AV - Audio Visual
OM - Object Mount
FN - Furniture Item

Other

SD - Scenic / Other Display
CC - Soft Furnishing / Curtains / Cushions
FT - Floor Finish / Treatment
EG - Emulsion / Gloss Paint Wall & Ceiling Finish
LS - Light Source / Fitting
FFL - Finished Floor Level
LG - Lower Ground / Basement
GF - Ground Floor
FF - First Floor
SF - Second Floor

CONTRACTOR TO SURVEY SITE WITH REFERENCE TO ARCHITECT'S DRAWINGS AND AMEND THESE UNITARY DESIGNS ACCORDINGLY, TO ENSURE CLEAN FIT TO BUILDING.

MATERIAL AND FINAL FINISH SAMPLES TO BE PROVIDED BY CONTRACTORS FOR CLIENT APPROVAL.
ENSURE NO SHARP EDGES, PENCIL RADIUS THROUGHOUT.

REV.	DATE	NOTES	REV. BY
A	31/10/22	NEW OBJECTS ADDED PIN & LAPEL BADGES	CC
B	19/04/23	AMENDS FOR BUILD TENDER PACKAGE	CC
*	DATE	First Issue	INITIAL

CLIENT NATIONAL ARMY MUSEUM			
JOB ARMY AT HOME			
DRAWING TITLE CASE LAYOUT: 2.4 D LEST WE FORGET			
AUTHOR CC	DATE 19/10/2022	APPROVED **	
SCALES 1:5 @A3	REVISIONS *****		
DRAWING No 5782	01	50	244
PROJECT No	AREA No	DWG TYPE	DWG No REV
DRAWING STATUS For Review			
FOR EXPLANATIONS OF DRAWING CODES AND OTHER DRAWING INFORMATION SEE PLB DRAWING RESOURCE FILE			

NEW CASE FREESTANDING/WALL CASE

GENERAL DRAWING NOTES

© This drawing is not to be shown to any Third Party unless agreed by PLB.
DO NOT SCALE OFF THIS DRAWING except for the purposes of cost estimating & shop drawing production.
ALL DIMENSIONS TO BE CHECKED ON SITE

ALL DIMENSIONS ARE IN MILLIMETERS UNLESS OTHERWISE STATED.
This drawing shows 'DESIGN INTENT' only.
It is the responsibility of the appointed contractor to finalise development, using specialists approved by PLB, & produce detailed working drawings, with a 10 year minimum lifespan.

ALL working drawings to be aesthetically approved by PLB prior to manufacture.

All Electrical & data communications systems must conform to the prevailing national regulations & any local bylaws pertaining. Unless stated otherwise all timber or timber based materials used, including sheet materials, as specified by BS 476 (or international equivalent), must be not less than Class 1 & any other material utilised must be in accordance with Class 1 spread of flame.

Exhibition/Furniture contractor to ensure that all unitary is securely and safely fixed in position where appropriate. All fixings to building fabric to be agreed/approved by client/architect. Exhibition contractor to supply samples of all finishes for approval by the client and PLB.

General
UT - Unit
GR - Graphic Item
DC - Display Case
PI - Physical Interactive
IT - Digital Interactive
AV - Audio Visual
OM - Object Mount
FN - Furniture Item

Other
SD - Scenic / Other Display
CC - Soft Furnishing / Curtains / Cushions
FT - Floor Finish / Treatment
EG - Emulsion / Gloss Paint Wall & Ceiling Finish
LS - Light Source / Fitting
FLL - Finished Floor Level
LG - Lower Ground / Basement
GF - Ground Floor
FF - First Floor
SF - Second Floor

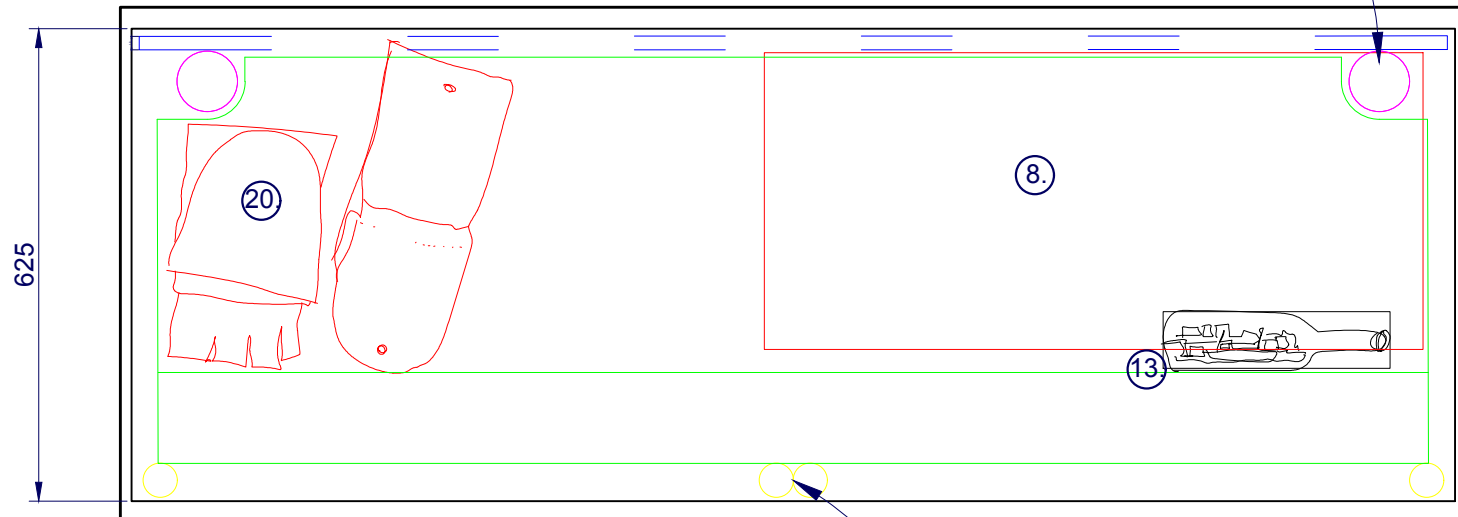
CONTRACTOR TO SURVEY SITE WITH REFERENCE TO ARCHITECT'S DRAWINGS AND AMEND THESE UNITARY DESIGNS ACCORDINGLY, TO ENSURE CLEAN FIT TO BUILDING.

MATERIAL AND FINAL FINISH SAMPLES TO BE PROVIDED BY CONTRACTORS FOR CLIENT APPROVAL.
ENSURE NO SHARP EDGES, PENCIL RADIUS THROUGHOUT.

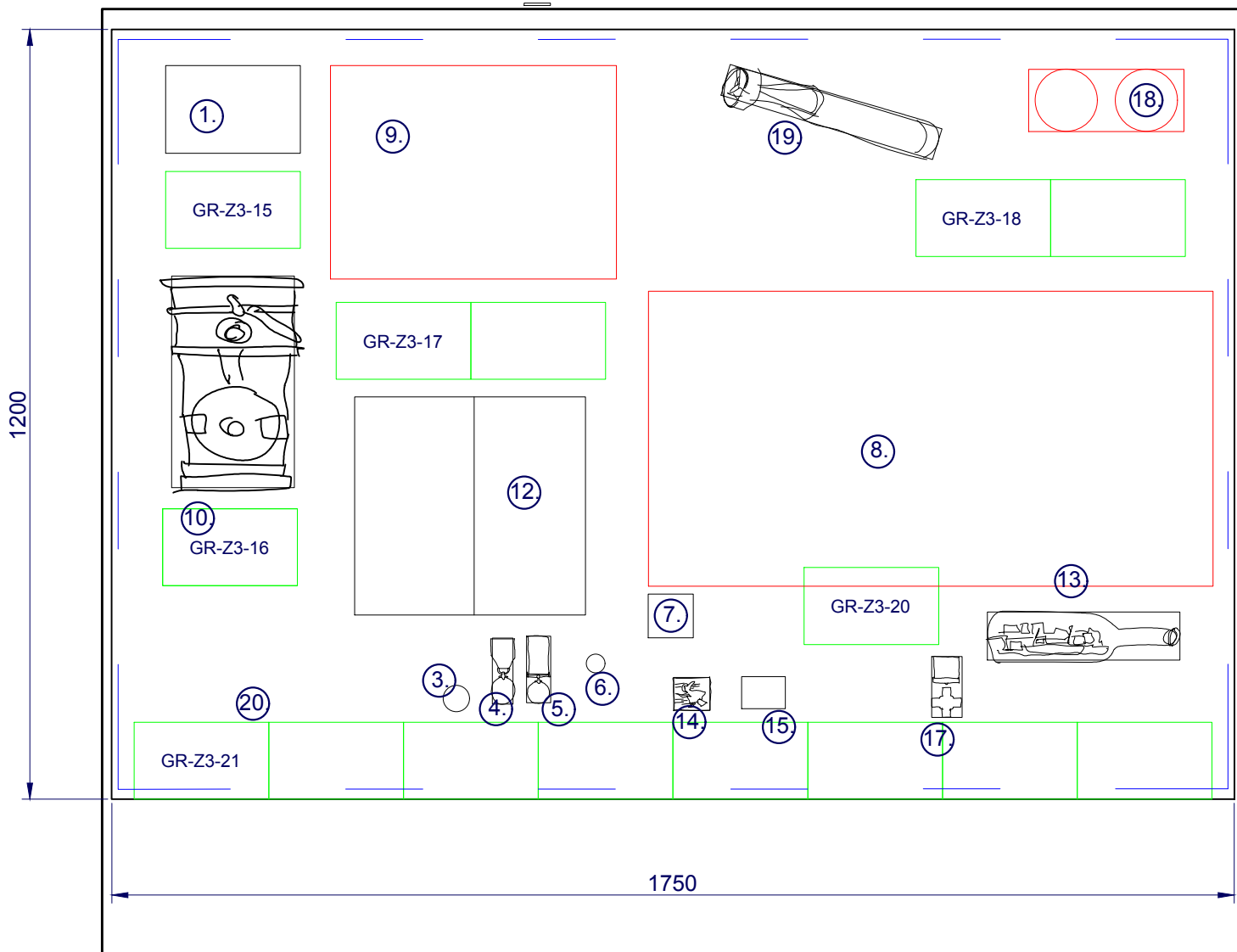
REV.	DATE	NOTES	REV. BY
A	22/11/22	RANGEFINER ADDED & PHOTO REDUCED	CC
B	06/02/22	LAMP ADDED & PHOTO AND RANGEFINER REMOVED	CC
C	08/02/23	LABELS ADDED, PHOTO REMOVED	CC
D	13/02/23	PHOTO REMOVED	CC
E	21/02/23	FLAG NEW SIZE ADJUSTED & ANGLED	CC
F	13/03/23	PHOTO & SERIAL HUBBERT IMAGE REMOVED AND ITEMS REARRANGED	CC
G	19/04/23	AMENDS FOR BUILD TENDER PACKAGE	CC
*	DATE	First Issue	INITIAL

CLIENT NATIONAL ARMY MUSEUM			
JOB ARMY AT HOME			
DRAWING TITLE CASE LAYOUT: 3.1 A RESISTING ATTACK			
AUTHOR CC	DATE 19/10/2022	APPROVED **	READ WITH
SCALES 1:10 @A3		*****	
DRAWING NO. 5782	01	50	311
PROJECT No	AREA No	DWG TYPE	DWG No REV
DRAWING STATUS For Review			
FOR EXPLANATIONS OF DRAWING CODES AND OTHER DRAWING INFORMATION SEE PLB DRAWING RESOURCE FILE			

VENT POSITION - NEW MINICLIMA VENT POSITIONS TO BE RETROFITTED POSITION TBC



LIGHT POSITION - PREFERRED LIGHTING POSITIONS TBC



- ①. RUSSIAN PRISONERS FROM BOMARSUND, DEVONSHIRE HULK
SEPT 30 1854 SHAVING
NAM. 1976-10-2 - 1
- ②.
- ③. MEDAL COMMEMORATING THE PROJECTED INVASION OF ENGLAND, 1804
NAM. 1963-10-52 - 1
- ④. TERRITORIAL EFFICIENCY MEDAL
NAM. 2001-04-38 - 1
- ⑤. BRITISH WAR MEDAL 1914-20
NAM. 2001-04-37 - 1
- ⑥. COMMEMORATIVE MEDAL
NAM. 1985-06-38 - 1
- ⑦. CARD/WIRE?
NAM. 1963-01-57 - 4
- ⑧. UNOFFICIAL UNIT FLAG, 46 (MIXED) HEAVY ANTI-AIRCRAFT REGIMENT,
ROYAL ARTILLERY, 1955
NAM. 1994-04-264 - 1
- ⑨. GUN PHOTOGRAPH
NAM. 1988-06-23 - 1
- ⑩. LAMP
NAM. 2020-07-10-1 - 1
- ⑪.
- ⑫. PAMPHLET, 'CIVIL DEFENCE IN BRITAIN', APRIL 1957.
NAM. 1989-09-32 - 6
- ⑬. A MODEL SHIP AND A COASTAL LANDSCAPE IN A BOTTLE, 1944 (C)
NAM. 2020-11-3-2 - 1
- ⑭. FORMATION BADGE
NAM. 1995-11-4 - 1
- ⑮. FORMATION BADGE
NAM. 1976-02-17 - 7
- ⑯.
- ⑰. GEORGE CROSS, BDR HENRY HERBERT REED, ROYAL ARTILLERY, 1941
NAM. 1992-12-51 - 1
- ⑱. GLASSES, ANTI-GLARE
NAM. 1993-05-197 - 1
- ⑲. GERMAN INCENDIARY BOMB, TYPE B1.3E, 1938 (C)
NAM. 2009-09-19 - 1
- ⑳. MITTEN
NAM. 1994-03-198 - 2

NOTES:

MINICLIMAS CONDITIONING SYSTEM, NEW UNIT TO BE INSTALLED
 DRESS BASEPANEL AND BACKPANELS TO BE 18MM ZFMDF WITH DACRYLATE VARNISH AND WATER BASED EMULSION, SPRAYED FINISH, COLOUR TBC
 ANGLED LABEL RAIL TO BASE OF CASE BY OTHERS
 ACCESS PANEL BELOW CASE TO ACT AS KIT STORE, SECURED WITH BUDGET LOCK
 ACCESS PANEL ABOVE CASE TO GIVE ACCESS TO POWER AND CEILING LIGHTING, SECURED WITH BUDGET LOCK TBC
 MINICLIMA VENT POSITION TBC, VENTS TO BE SPRAY FINISHED TO MATCH BASEPANEL AND TO BE RECESSED FLUSH
 NETWORKS AROUND CASE TO BE FINALISED, 5MM SHADOW GAP AROUND THE DISPLAY CASE TO ALLOW DOOR OPENING, TBC

SOC 1.7 SHO 1 WALL CASE



GENERAL DRAWING NOTES

© This drawing is not to be shown to any Third Party unless agreed by PLB.
 DO NOT SCALE OFF THIS DRAWING except for the purposes of cost estimating & shop drawing production.
 ALL DIMENSIONS TO BE CHECKED ON SITE

ALL DIMENSIONS ARE IN MILLIMETERS UNLESS OTHERWISE STATED

This drawing shows 'DESIGN INTENT' only. It is the responsibility of the appointed contractor to finalise development, using specialists approved by PLB, & produce detailed working drawings, with a 10 year minimum lifespan.

All working drawings to be aesthetically approved by PLB prior to manufacture.

All Electrical & data communications systems must conform to the prevailing national regulations & any local bylaws pertaining. Unless stated otherwise all timber or timber based materials used, including sheet materials, as specified by BS 476 (or international equivalent), must be not less than Class 1 & any other material utilised must be in accordance with Class 1 spread of flame.

Exhibition/Furniture contractor to ensure that all unitary is securely and safely fixed in position where appropriate. All fixings to building fabric to be agreed/approved by client/architect. Exhibition contractor to supply samples of all finishes for approval by the client and PLB.

General

- UT - Unit
- GR - Graphic Item
- DC - Display Case
- PI - Physical Interactive
- IT - Digital Interactive
- AV - Audio Visual
- OM - Object Mount
- FN - Furniture Item


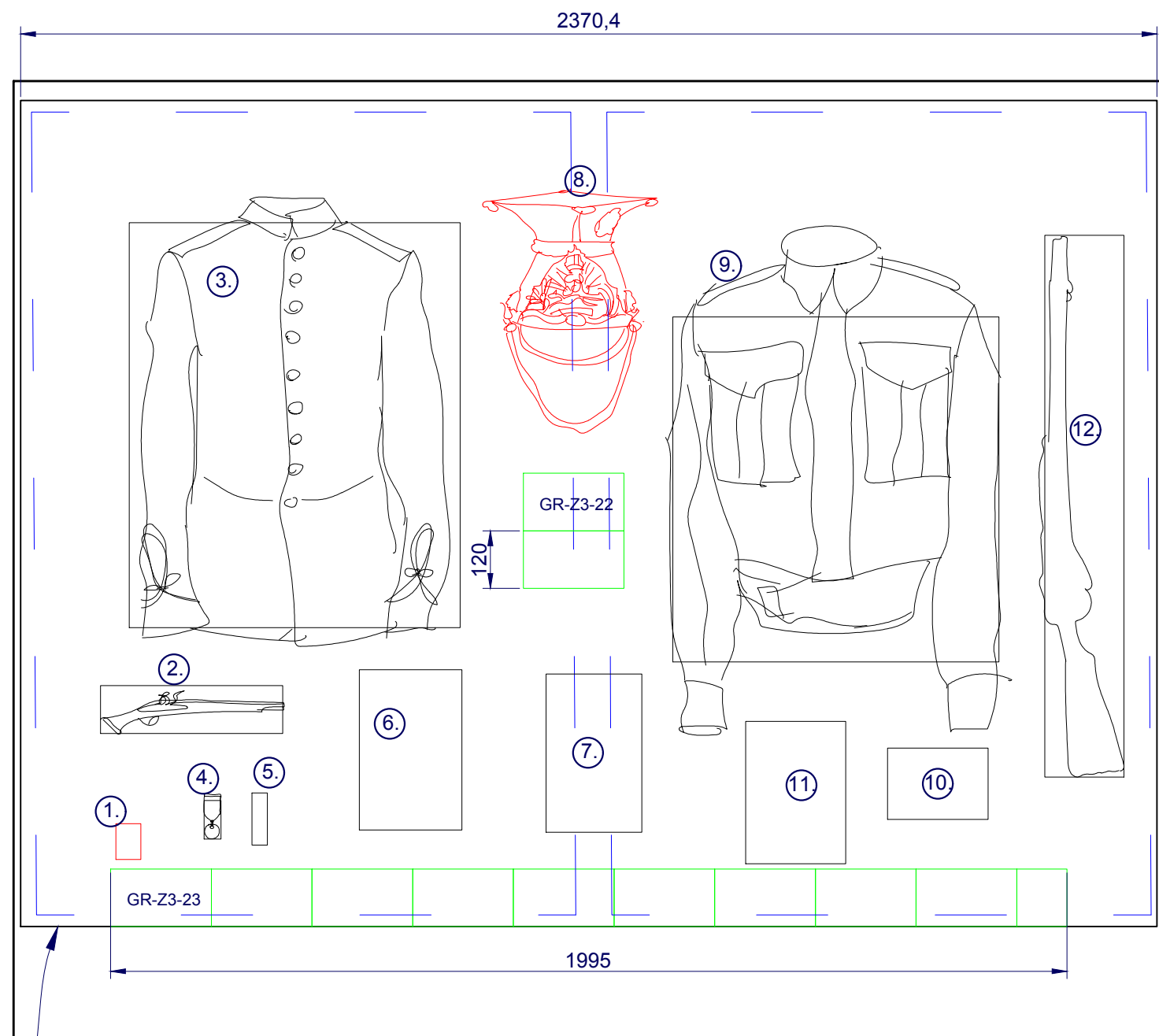
Other

- SD - Scenic / Other Display
- CC - Soft Furnishing / Curtains / Cushions
- FT - Floor Finish / Treatment
- EG - Emulsion / Gloss Paint Wall & Ceiling Finish
- LS - Light Source / Fitting
- FLL - Finished Floor Level
- LG - Lower Ground / Basement
- GF - Ground Floor
- FF - First Floor
- SF - Second Floor

CONTRACTOR TO SURVEY SITE WITH REFERENCE TO ARCHITECT'S DRAWINGS AND AMEND THESE UNITARY DESIGNS ACCORDINGLY, TO ENSURE CLEAN FIT TO BUILDING.

MATERIAL AND FINAL FINISH SAMPLES TO BE PROVIDED BY CONTRACTORS FOR CLIENT APPROVAL.

ENSURE NO SHARP EDGES, PENCIL RADIUS THROUGHOUT.



- | | |
|---|---|
| <p>①. SHOULDER BELT PLATE, OFFICER
NAM. 1984-06-123 - 1</p> <p>②. PISTOL, FLINTLOCK, NEW LAND PATTERN
NAM. 1989-05-237 - 1</p> <p>③. TUNIC
NAM. 1986-04-109 - 1</p> <p>④. SHOOTING MEDAL
NAM. 2000-10-74 - 1</p> <p>⑤. LONG SERVICE AND GOOD CONDUCT MEDAL, ARMY
NAM. 1951-11-59 - 32</p> <p>⑥. ARMY RESERVE (SPECIAL RESERVISTS) SIX YEARS SERVICE FORM BELONGING TO THOMAS WILLIAM LEE
NAM. 2001-07-590 - 2</p> | <p>⑦. REGIMENTAL ORDER PLANS FOR THE PROTECTION OF WORTHING
NAM. 1996-11-63 - 1</p> <p>⑧. CHAPKA
NAM. 1983-10-167 - 1</p> <p>⑨. BLOUSE
NAM. 1959-11-20 - 1</p> <p>⑩. HOME GUARD POCKET BOOK
NAM. 2018-07-7-3 - 1</p> <p>⑪. RECRUITMENT POSTER
NAM. 2015-01-4-6</p> <p>⑫. WOODEN REPLICA OF AN SHORT MAGAZINE LEE-ENFIELD RIFLE, 1940 (C)
NAM. 2004-11-125 - 1</p> |
|---|---|

VENT POSITION -
 NEW MINICLIMA VENT POSITIONS
 TO BE RETROFITTED POSITION
 TBC

REV.	DATE	NOTES	REV. BY
A	31/10/22	BELT PLATE, BOOKLETS ADDED, SWORD AND DRUM REMOVED	CC
B	08/02/23	POSTER ADDED, LEAFLET REMOVED	CC
C	19/04/23	AMENDS FOR BUILD TENDER PACKAGE	CC
*	DATE	First Issue	INITIAL

CLIENT NATIONAL ARMY MUSEUM			
JOB ARMY AT HOME			
DRAWING TITLE CASE LAYOUT: 3.2 A CITIZEN SOLDIERS			
AUTHOR CC	DATE 19/10/2022	APPROVED **	
SCALE NTS @A3 *****			
DRAWING NO 5782	PROJECT No 01	AREA No 50	DWG TYPE 321
DRAWING STATUS For Review			
FOR EXPLANATIONS OF DRAWING CODES AND OTHER DRAWING INFORMATION SEE PLB DRAWING RESOURCE FILE			

SOC 2.4 SHO 2 WALL CASE

NOTES:

MINICLIMAS CONDITIONING SYSTEM, NEW UNIT TO BE INSTALLED
 DRESS BASEPANEL AND BACKPANELS TO BE 18MM ZFMDF WITH DACRYLATE VARNISH
 AND WATER BASED EMULSION, SPRAYED FINISH, COLOUR TBC
 ANGLED LABEL RAIL TO BASE OF CASE BY OTHERS
 ACCESS PANEL BELOW CASE TO ACT AS KIT STORE, SECURED WITH BUDGET LOCK
 ACCESS PANEL ABOVE CASE TO GIVE ACCESS TO POWER AND CEILING LIGHTING,
 SECURED WITH BUDGET LOCK TBC
 MINICLIMA VENT POSITION TBC, VENTS TO BE SPRAY FINISHED TO MATCH BASEPANEL AND
 TO BE RECESSED FLUSH
 NETWORKS AROUND CASE TO BE FINALISED, 5MM SHADOW GAP AROUND THE DISPLAY
 CASE TO ALLOW DOOR OPENING, TBC

- ① MUSKET, FLINTLOCK, .78 IN MILITIA/MARINE PATTERN
NAM. 1975-07-54 - 1
- ② OFFICER'S GRENADIER CAP, 1760 (C)
NAM. 1963-09-290 - 1
- ③ MINIATURE ON IVORY
COLONEL CHARLES ROOKE (1746-1827) 1794 (C)
NAM. 1964-02-37 - 1
- ④ EXEMPLIFICATION AND INQUISITION
NAM. 1968-07-182 - 291
- ⑤ LEATHER PAYMASTER'S WALLET USED BY THE MIDDLESEX
(WESTMINSTER) MILITIA, 1799
NAM. 1992-10-107 - 1
- ⑥ RUMMER, LOYAL LEICESTERSHIRE VOLUNTEER
CAVALRY, 1805 (C).
NAM. 1988-08-88 - 1
- ⑦ SWORD, HANGER, INFANTRY
NAM. 1992-09-234 - 1



GENERAL DRAWING NOTES

© This drawing is not to be shown to any Third Party unless agreed by PLB.
 DO NOT SCALE OFF THIS DRAWING except for the purposes of cost estimating & shop drawing production.
 ALL DIMENSIONS TO BE CHECKED ON SITE

ALL DIMENSIONS ARE IN MILLIMETERS UNLESS OTHERWISE STATED
 This drawing shows 'DESIGN INTENT' only.
 It is the responsibility of the appointed contractor to finalise development, using specialists approved by PLB, & produce detailed working drawings, with a 10 year minimum lifespan.

ALL working drawings to be aesthetically approved by PLB prior to manufacture.

All Electrical & data communications systems must conform to the prevailing national regulations & any local bylaws pertaining. Unless stated otherwise all timber or timber based materials used, including sheet materials, as specified by BS 476 (or international equivalent), must be not less than Class 1 & any other material utilised must be in accordance with Class 1 spread of flame.

Exhibition/Furniture contractor to ensure that all unitary is securely and safely fixed in position where appropriate. All fixings to building fabric to be agreed/approved by client/architect. Exhibition contractor to supply samples of all finishes for approval by the client and PLB.

General

UT - Unit
 GR - Graphic Item
 DC - Display Case
 PI - Physical Interactive
 IT - Digital Interactive
 AV - Audio Visual
 OM - Object Mount
 FN - Furniture Item

Other

SD - Scenic / Other Display
 CC - Soft Furnishing / Curtains / Cushions
 FT - Floor Finish / Treatment
 EG - Emulsion / Gloss Paint Wall & Ceiling Finish
 LS - Light Source / Fitting
 FFL - Finished Floor Level
 LG - Lower Ground / Basement
 GF - Ground Floor
 FF - First Floor
 SF - Second Floor

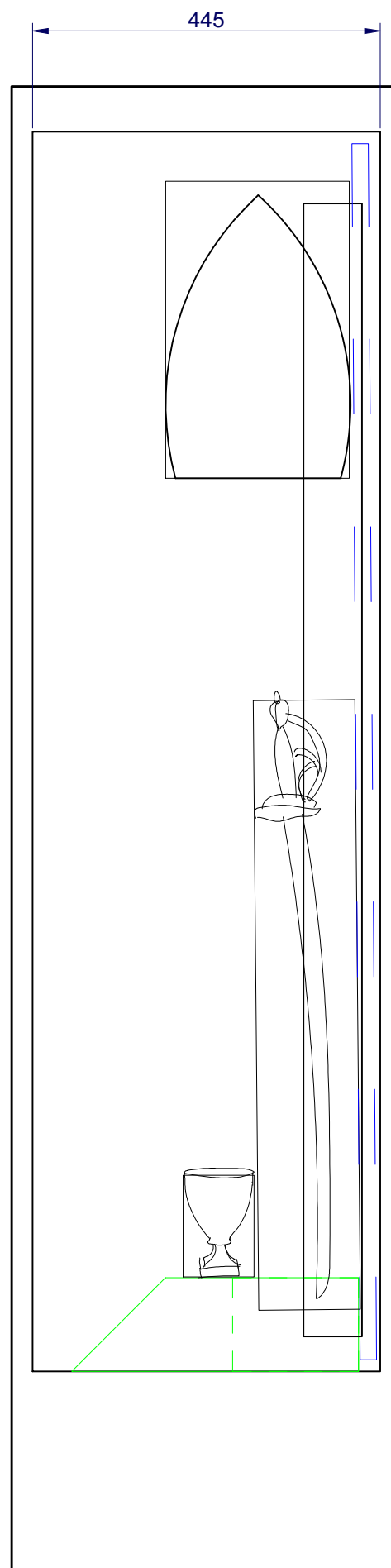
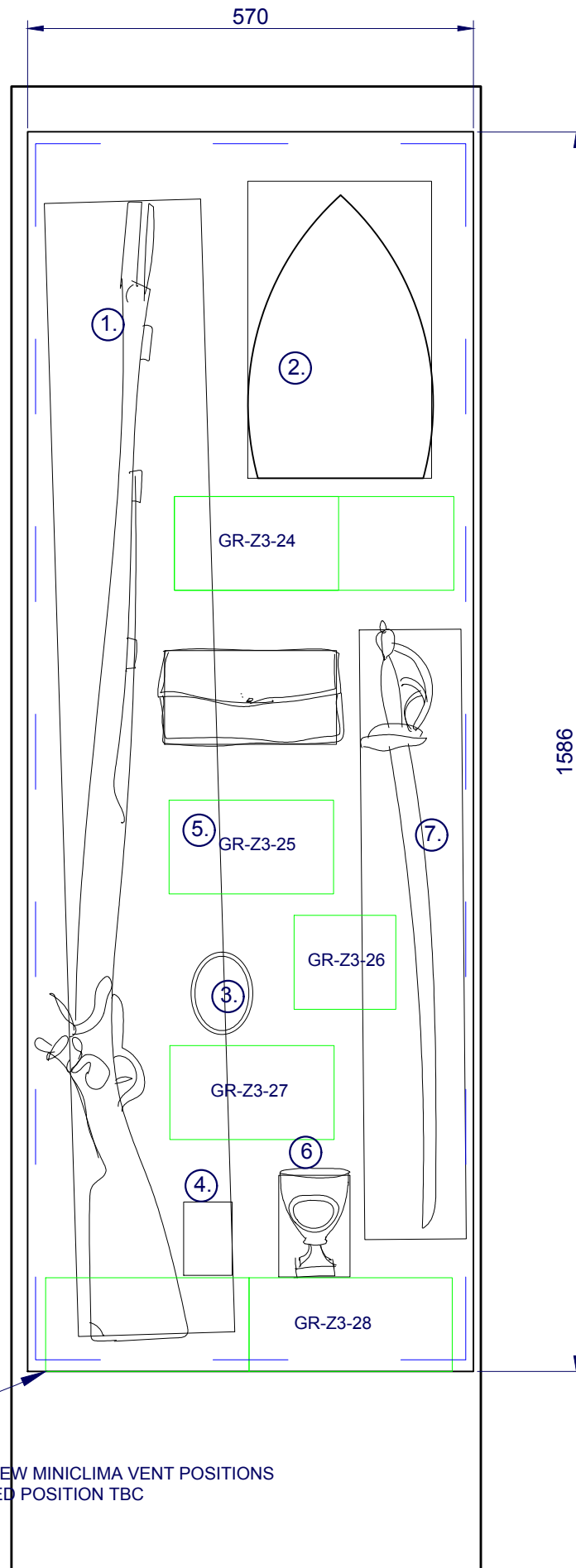
CONTRACTOR TO SURVEY SITE WITH REFERENCE TO ARCHITECT'S DRAWINGS AND AMEND THESE UNITARY DESIGNS ACCORDINGLY, TO ENSURE CLEAN FIT TO BUILDING.

MATERIAL AND FINAL FINISH SAMPLES TO BE PROVIDED BY CONTRACTORS FOR CLIENT APPROVAL.

ENSURE NO SHARP EDGES, PENCIL RADIUS THROUGHOUT.

REV.	DATE	NOTES	REV. BY
A	31/10/22	SWORD ADDED, JUG, BAYONETS POSTER REMOVED	CC
B	22/11/22	MINIATURE ADDED	CC
C	08/02/23	LABELS ADDED, BELT PLATE REMOVED	CC
D	19/04/23	AMENDS FOR BUILD TENDER PACKAGE	CC
*	DATE	First Issue	INITIAL

CLIENT NATIONAL ARMY MUSEUM			
JOB ARMY AT HOME			
DRAWING TITLE			
CASE LAYOUT: 3.2 B CITIZEN SOLDIERS			
AUTHOR	DATE	APPROVED	
CC	19/10/2022	**	
SCALE:	1:8 @A3	REVISIONS	*****
DRAWING No	5782	01	50 322
PROJECT No	AREA No	DWG TYPE	DWG No REV
DRAWING STATUS			
For Review			
FOR EXPLANATIONS OF DRAWING CODES AND OTHER DRAWING INFORMATION SEE PLB DRAWING RESOURCE FILE			



VENT POSITION - NEW MINICLIMA VENT POSITIONS TO BE RETROFITTED POSITION TBC

GENERAL DRAWING NOTES

© This drawing is not to be shown to any Third Party unless agreed by PLB.
DO NOT SCALE OFF THIS DRAWING except for the purposes of cost estimating & shop drawing production.
ALL DIMENSIONS TO BE CHECKED ON SITE

ALL DIMENSIONS ARE IN MILLIMETERS UNLESS OTHERWISE STATED
This drawing shows 'DESIGN INTENT' only.

It is the responsibility of the appointed contractor to finalise development, using specialists approved by PLB, & produce detailed working drawings, with a 10 year minimum lifespan.

ALL working drawings to be aesthetically approved by PLB prior to manufacture.

All Electrical & data communications systems must conform to the prevailing national regulations & any local bylaws pertaining. Unless stated otherwise all timber or timber based materials used, including sheet materials, as specified by BS 476 (or international equivalent), must be not less than Class 1 & any other material utilised must be in accordance with Class 1 spread of flame.

Exhibition/Furniture contractor to ensure that all unitary is securely and safely fixed in position where appropriate. All fixings to building fabric to be agreed/approved by client/architect. Exhibition contractor to supply samples of all finishes for approval by the client and PLB.

General

- UT - Unit
- GR - Graphic Item
- DC - Display Case
- PI - Physical Interactive
- IT - Digital Interactive
- AV - Audio Visual
- OM - Object Mount
- FN - Furniture Item

Other

- SD - Scenic / Other Display
- CC - Soft Furnishing / Curtains / Cushions
- FT - Floor Finish / Treatment
- EG - Emulsion / Gloss Paint Wall & Ceiling Finish
- LS - Light Source / Fitting
- FFL - Finished Floor Level
- LG - Lower Ground / Basement
- GF - Ground Floor
- FF - First Floor
- SF - Second Floor

CONTRACTOR TO SURVEY SITE WITH REFERENCE TO ARCHITECT'S DRAWINGS AND AMEND THESE UNITARY DESIGNS ACCORDINGLY, TO ENSURE CLEAN FIT TO BUILDING.

MATERIAL AND FINAL FINISH SAMPLES TO BE PROVIDED BY CONTRACTORS FOR CLIENT APPROVAL.

ENSURE NO SHARP EDGES, PENCIL RADIUS THROUGHOUT.

SOC 3.2 SHO 3 DESKTOP CASE

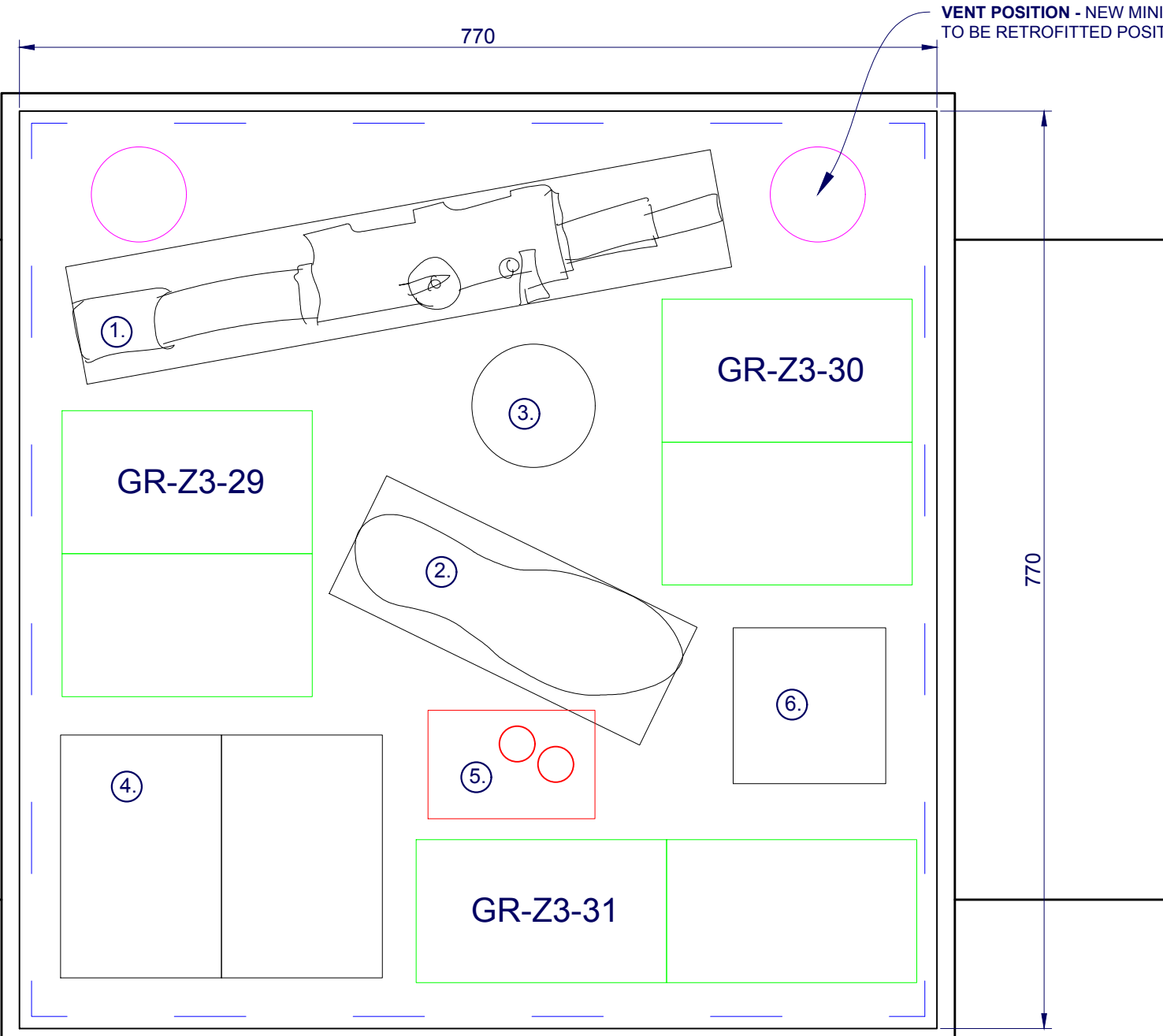
NOTES:

MINICLIMAS CONDITIONING SYSTEM, NEW UNIT TO BE INSTALLED
DRESS BASEPANEL TO BE 18MM ZFMDF WITH DACRYLATE VARNISH AND WATER BASED EMULSION, SPRAYED FINISH, COLOUR TBC
ACCESS PANEL BELOW CASE TO ACT AS KIT STORE, SECURED WITH BUDGET LOCK
MINICLIMA VENT POSITION TBC, VENTS TO BE SPRAY FINISHED TO MATCH BASEPANEL AND TO BE RECESSED FLUSH
SETWORKS AROUND CASE TO BE FINALISED, 5MM SHADOW GAP AROUND THE DISPLAY
CASE TO ALLOW DOOR OPENING, TBC

- ①. RANGEFINDER
NAM. 1982-08-172 - 1
- ②. OVERSHOE
NAM. 2002-11-159 - 1
- ③. GOBLET
NAM. 1994-01-1-191 - 1
- ④. STATUTORY INSTRUMENTS 1980, NO 38. THE OTTERBURN TRAINING AREA (AMENDMENT) BYELAWS.
NAM. 2001-05-605 - 21
- ⑤. BUTTON
NAM. 1959-09-207 - 1
- ⑥. NEW CAVALRY BARRACKS, COLCHESTER.
ETCHING
NAM. 1997-05-73 - 1

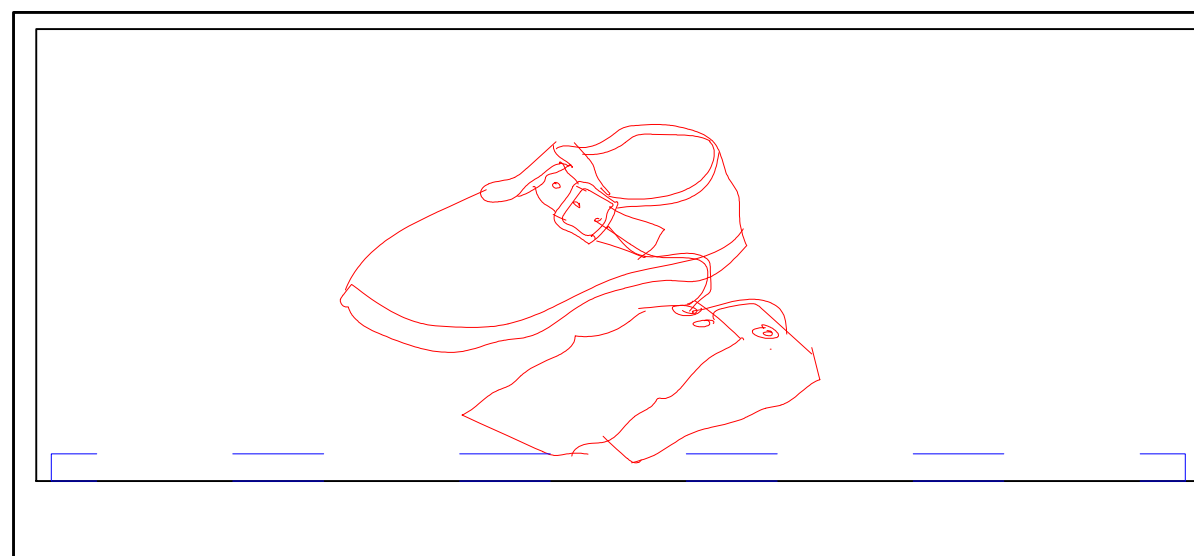
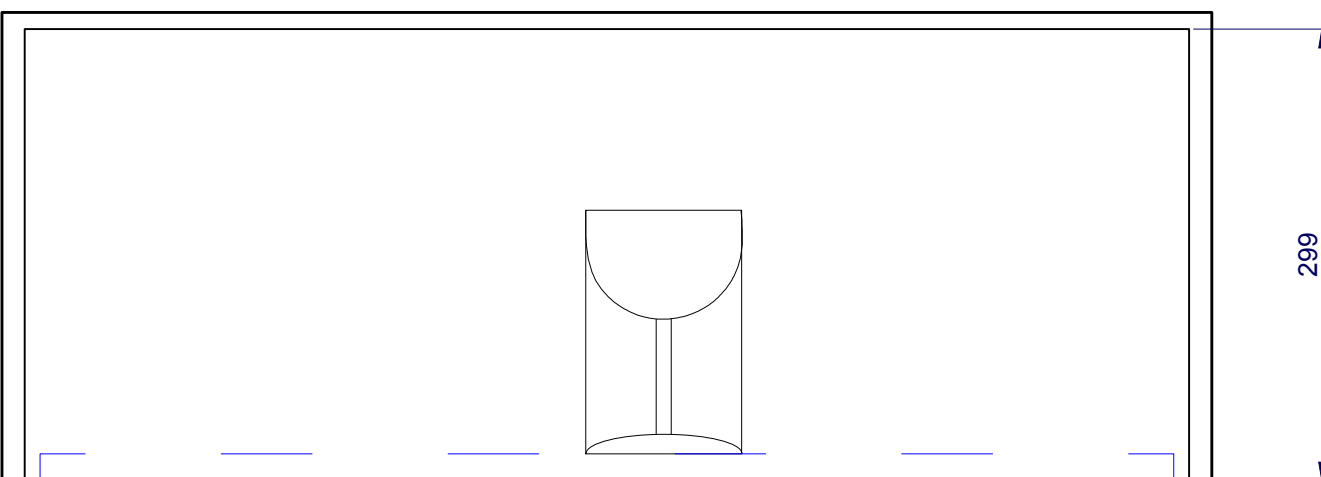
**NOTE: CASE ON ACTUATORS
MAX OPENING 351MM APPROX**

770



770

299



REV.	DATE	NOTES	REV. BY
A	31/10/22	BUTTONS, PHOTO ADDED & IMAGE SWAPPED	CC
B	22/11/22	RANGEFINDER REMOVED LAMP & POSTCARD ADDED	CC
C	06/02/23	RANGEFINDER ADDED LAMP & IMAGES REMOVED	CC
D	19/04/23	AMENDS FOR BUILD TENDER PACKAGE	CC
*	DATE	First Issue	INITIAL


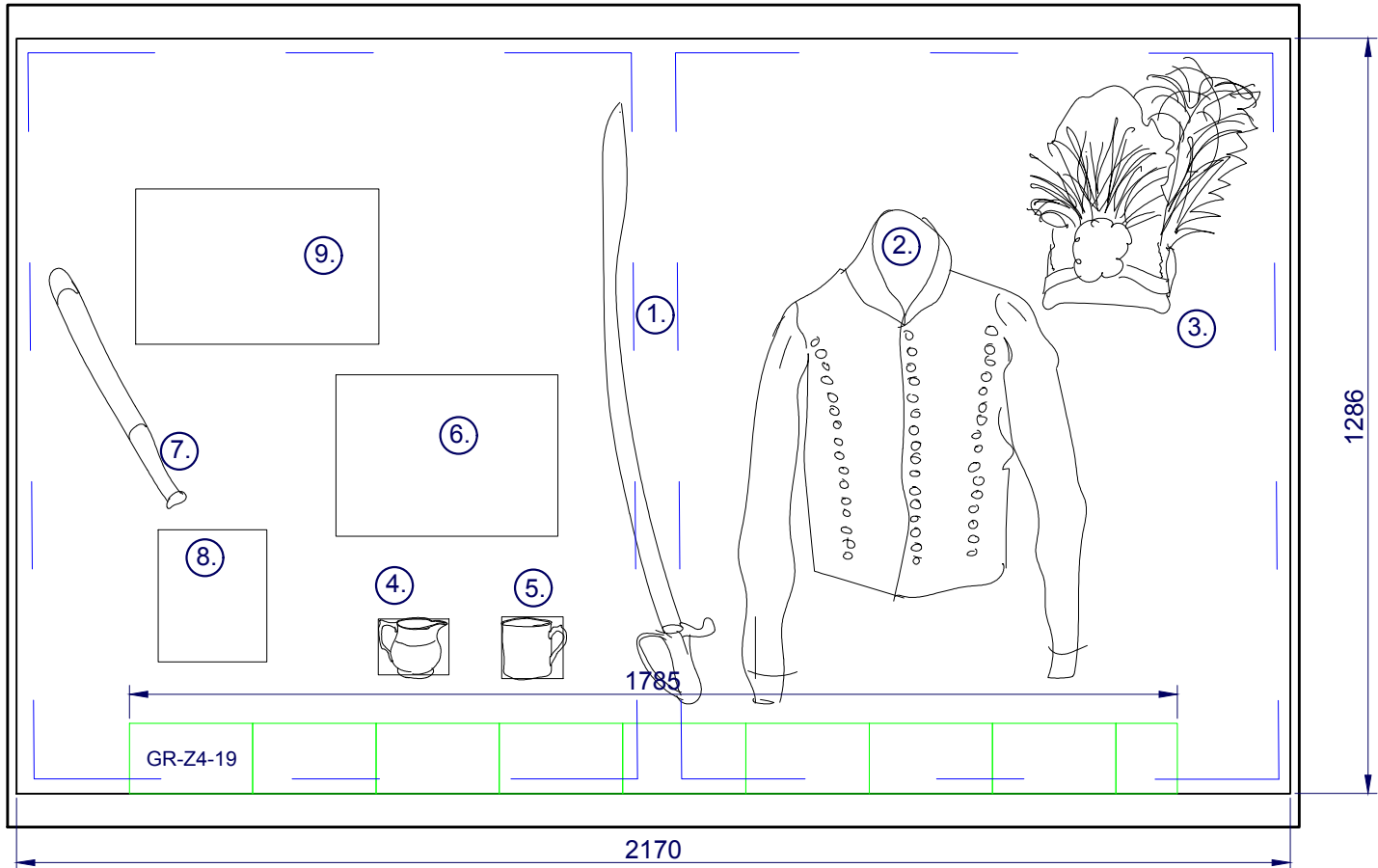
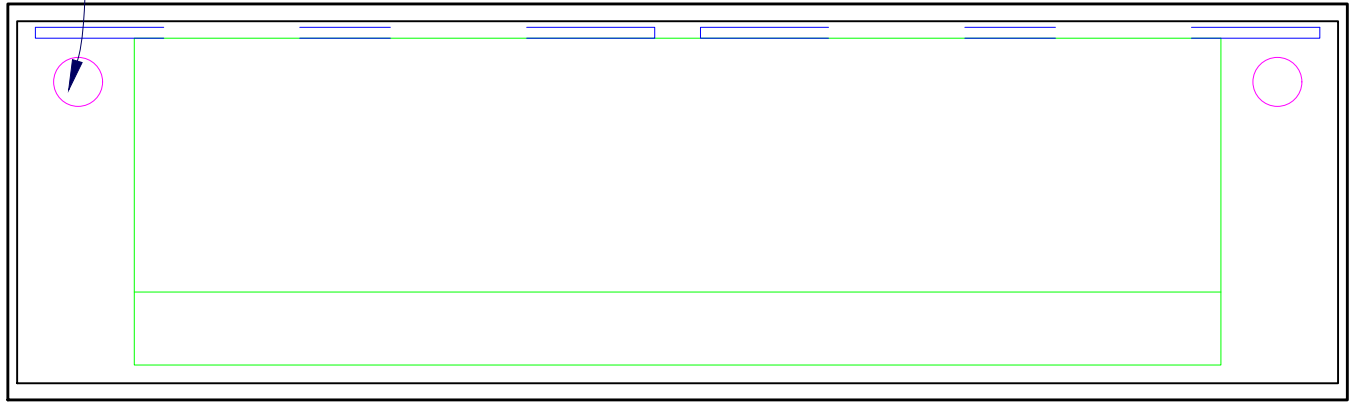
CLIENT NATIONAL ARMY MUSEUM			
JOB ARMY AT HOME			
DRAWING TITLE CASE LAYOUT: 3.3 A LANDSCAPE OF LEGACY			
AUTHOR CC	DATE 19/10/2022	APPROVED **	
SCALE 1:5 @A3		REVISIONS *****	
DRAWING No 5782	01	50	331
PROJECT No	AREA No	DWG TYPE	DWG No
DRAWING STATUS For Review			
FOR EXPLANATIONS OF DRAWING CODES AND OTHER DRAWING INFORMATION SEE PLB DRAWING RESOURCE FILE			

SOC 1.9 SHO 2 WALL CASE

NOTES:

MINICLIMAS CONDITIONING SYSTEM, EXISTING TO BE REFITTED TO CASE
 DRESS BASEPANEL AND BACKPANELS TO BE 18MM ZFMDF WITH DACRYLATE VARNISH AND WATER BASED EMULSION, SPRAYED FINISH, COLOUR TBC
 ANGLED LABEL RAIL TO BASE OF CASE BY OTHERS
 ACCESS PANEL BELOW CASE TO ACT AS KIT STORE, SECURED WITH BUDGET LOCK
 ACCESS PANEL ABOVE CASE TO GIVE ACCESS TO POWER AND CEILING LIGHTING, SECURED WITH BUDGET LOCK TBC
 MINICLIMA VENT POSITION TBC, VENTS TO BE SPRAY FINISHED TO MATCH BASEPANEL AND TO BE RECESSED FLUSH
 NETWORKS AROUND CASE TO BE FINALISED, 5MM SHADOW GAP AROUND THE DISPLAY CASE TO ALLOW DOOR OPENING, TBC

VENT POSITION - NEW MINICLIMA VENT POSITIONS TO BE RETROFITTED POSITION TBC



- ① SWORD, DRAGOON, PATTERN 1788
NAM. 1987-09-5 - 1
- ② WILTSHIRE YEOMANRY SHORT JACKET, 1805 (C)
NAM. 1960-07-63 - 1
- ③ HELMET, TARLETON OR LIGHT DRAGOON PATTERN, OFFICERS',
BUCKINGHAMSHIRE YEOMANRY CAVALRY, 1800 (C)
NAM. 1960-07-61 - 1
- ④ CREAMWARE JUG COMMEMORATING
THE PETERLOO MASSACRE, 1819
NAM. 2015-03-8 - 1

- ⑤ SUCCESS TO THE/ MANCHESTER CAVALRY
NAM. 2006-08-15 - 1
- ⑥ SIR WILLIAM COURTENAY ALIAS JOHN THOM,
THE PRETENDED MESSIAH AND HIS CREDULOUS FOLLOWERS
NAM. 1972-07-45 - 1
- ⑦ TRUNCHEON
- ⑧ LETTER FROM GEN CHARLES NAPIER
TO HIS SISTER LADY BUNBURY, 28 JULY 1839
NAM. 2005-06-724 - 2

- ⑨ 'SCOTS GUARDS FIRING AT HOUSE IN SIDNEY ST
WHERE HOUNDSDITCH ASSASSINS WERE', 1911
NAM. 2021-10-2-1 - 1



GENERAL DRAWING NOTES

© This drawing is not to be shown to any Third Party unless agreed by PLB.
 DO NOT SCALE OFF THIS DRAWING except for the purposes of cost estimating & shop drawing production.
 ALL DIMENSIONS TO BE CHECKED ON SITE
 ALL DIMENSIONS ARE IN MILLIMETERS UNLESS OTHERWISE STATED
 This drawing shows 'DESIGN INTENT' only.
 It is the responsibility of the appointed contractor to finalise development, using specialists approved by PLB, & produce detailed working drawings, with a 10 year minimum lifespan.
 ALL working drawings to be aesthetically approved by PLB prior to manufacture.
 All Electrical & data communications systems must conform to the prevailing national regulations & any local bylaws pertaining. Unless stated otherwise all timber or timber based materials used, including sheet materials, as specified by BS 476 (or international equivalent), must be not less than Class 1 & any other material utilised must be in accordance with Class 1 spread of flame.

Exhibition/Furniture contractor to ensure that all unitary is securely and safely fixed in position where appropriate. All fixings to building fabric to be agreed/approved by client/architect. Exhibition contractor to supply samples of all finishes for approval by the client and PLB.

- General
- UT - Unit
- GR - Graphic Item
- DC - Display Case
- PI - Physical Interactive
- IT - Digital Interactive
- AV - Audio Visual
- OM - Object Mount
- FN - Furniture Item

- Other
- SD - Scenic / Other Display
- CC - Soft Furnishing / Curtains / Cushions
- FT - Floor Finish / Treatment
- EG - Emulsion / Gloss Paint Wall & Ceiling Finish
- LS - Light Source / Fitting
- FLL - Finished Floor Level
- LG - Lower Ground / Basement
- GF - Ground Floor
- FF - First Floor
- SF - Second Floor

CONTRACTOR TO SURVEY SITE WITH REFERENCE TO ARCHITECT'S DRAWINGS AND AMEND THESE UNITARY DESIGNS ACCORDINGLY, TO ENSURE CLEAN FIT TO BUILDING.
 MATERIAL AND FINAL FINISH SAMPLES TO BE PROVIDED BY CONTRACTORS FOR CLIENT APPROVAL.
 ENSURE NO SHARP EDGES, PENCIL RADIUS THROUGHOUT.

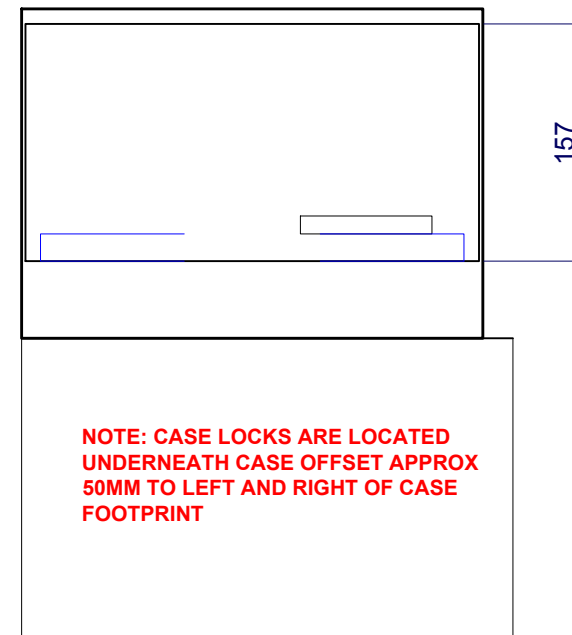
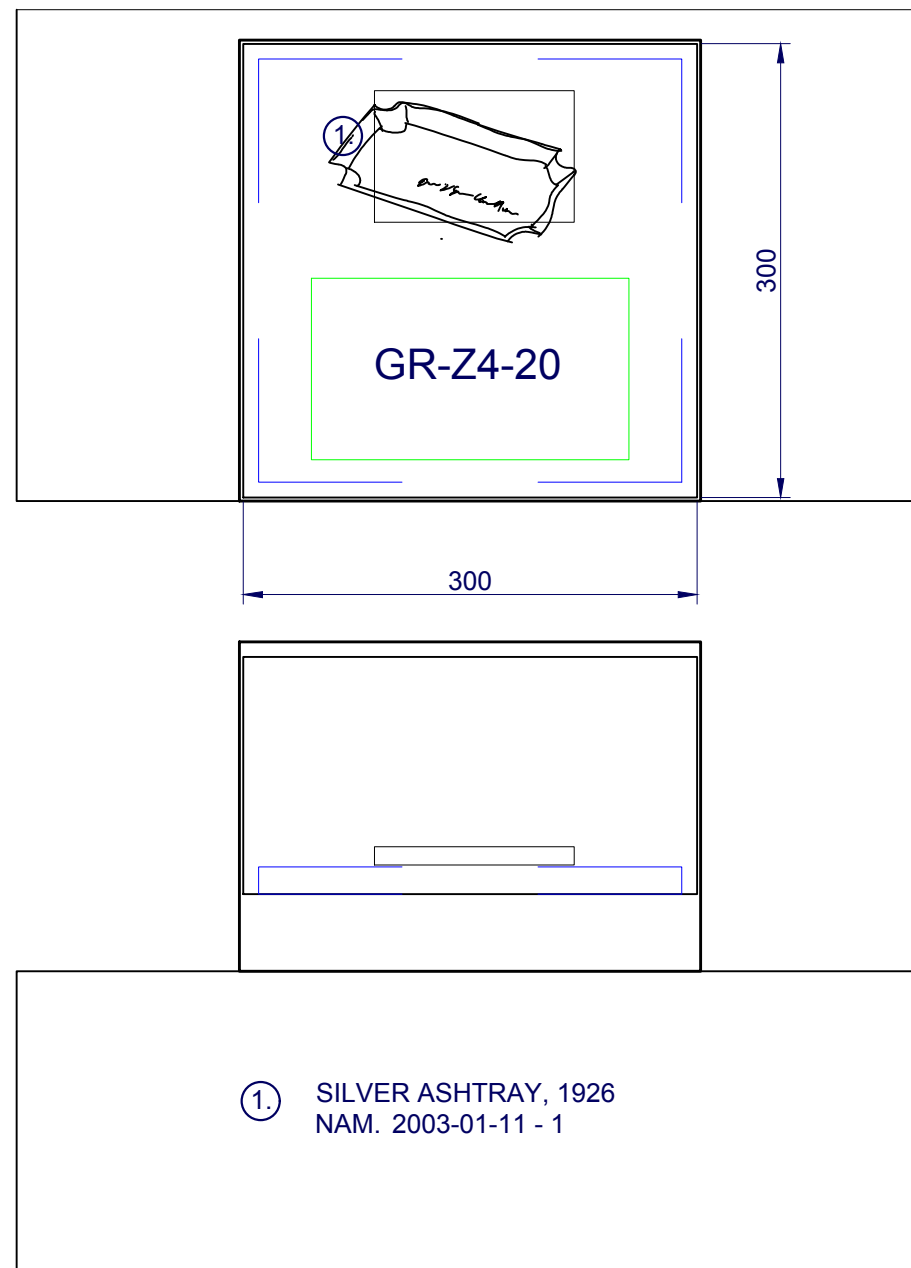
REV.	DATE	NOTES	REV. BY.
A	12/04/23	DRAFT TENDER PACKAGE	CC
B	19/04/23	AMENDS FOR BUILD TENDER PACKAGE	CC
*	DATE	First Issue	INITIAL

CLIENT NATIONAL ARMY MUSEUM			
JOB ARMY AT HOME			
DRAWING TITLE			
CASE LAYOUT: 4.1 POLICING THE PEOPLE			
AUTHOR	DATE	APPROVED	
CC	06/10/2022	**	
NTS @A3 *****			
DRAWING No	PROJECT No	AREA No	DWG TYPE
5782	01	50	411
B			
DRAWING STATUS	For Review		
FOR EXPLANATIONS OF DRAWING CODES AND OTHER DRAWING INFORMATION SEE PLB DRAWING RESOURCE FILE			

SOC 1.2.4 SHO 1 DESKTOP CASE

NOTES:

DRESS BASEPANEL TO BE 18MM ZFMDF WITH DACRYLATE VARNISH AND WATER BASED EMULSION, SPRAYED FINISH, COLOUR TBC
ACCESS PANEL BELOW CASE TO ACT AS KIT STORE, SECURED WITH BUDGET LOCK NETWORKS AROUND CASE TO BE FINALISED, 5MM SHADOW GAP AROUND THE DISPLAY CASE TO ALLOW DOOR OPENING, TBC



88 The Mount, York YO24 1AR

GENERAL DRAWING NOTES

© This drawing is not to be shown to any Third Party unless agreed by PLB.
DO NOT SCALE OFF THIS DRAWING except for the purposes of cost estimating & shop drawing production.
ALL DIMENSIONS TO BE CHECKED ON SITE

ALL DIMENSIONS ARE IN MILLIMETERS UNLESS OTHERWISE STATED
This drawing shows 'DESIGN INTENT' only.
It is the responsibility of the appointed contractor to finalise development, using specialists approved by PLB, & produce detailed working drawings, with a 10 year minimum lifespan.

ALL working drawings to be aesthetically approved by PLB prior to manufacture.

All Electrical & data communications systems must conform to the prevailing national regulations & any local bylaws pertaining. Unless stated otherwise all timber or timber based materials used, including sheet materials, as specified by BS 476 (or international equivalent), must be not less than Class 1 & any other material utilised must be in accordance with Class 1 spread of flame.

Exhibition/Furniture contractor to ensure that all unitary is securely and safely fixed in position where appropriate. All fixings to building fabric to be agreed/approved by client/architect. Exhibition contractor to supply samples of all finishes for approval by the client and PLB.

General

UT - Unit
GR - Graphic Item
DC - Display Case
PI - Physical Interactive
IT - Digital Interactive
AV - Audio Visual
OM - Object Mount
FN - Furniture Item

Other

SD - Scenic / Other Display
CC - Soft Furnishing / Curtains / Cushions
FT - Floor Finish / Treatment
EG - Emulsion / Gloss Paint Wall & Ceiling Finish
LS - Light Source / Fitting
FLL - Finished Floor Level
LG - Lower Ground / Basement
GF - Ground Floor
FF - First Floor
SF - Second Floor

CONTRACTOR TO SURVEY SITE WITH REFERENCE TO ARCHITECT'S DRAWINGS AND AMEND THESE UNITARY DESIGNS ACCORDINGLY, TO ENSURE CLEAN FIT TO BUILDING.

MATERIAL AND FINAL FINISH SAMPLES TO BE PROVIDED BY CONTRACTORS FOR CLIENT APPROVAL.

ENSURE NO SHARP EDGES, PENCIL RADIUS THROUGHOUT.

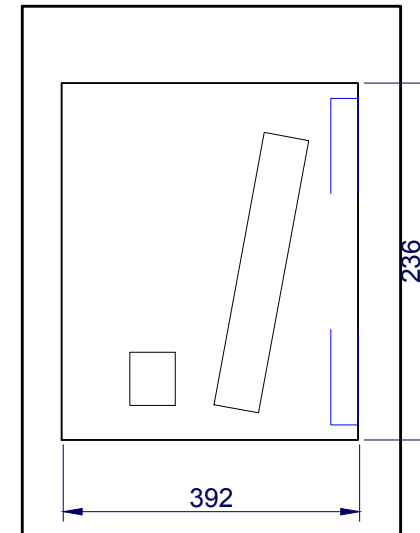
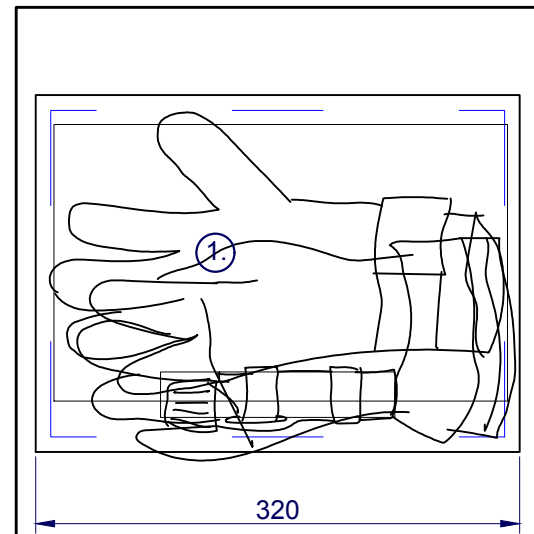
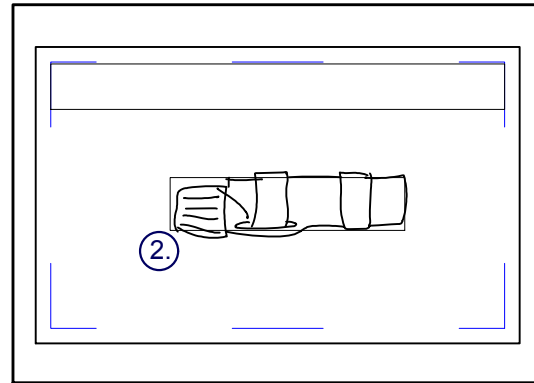
REV.	DATE	NOTES	REV. BY
A	31/10/22	CASE SWAPPED	CC
B	19/04/23	AMENDS FOR BUILD TENDER PACKAGE	CC
*	DATE	First Issue	INITIAL

CLIENT NATIONAL ARMY MUSEUM			
JOB ARMY AT HOME			
DRAWING TITLE CASE LAYOUT: 4.2 A IN CASE OF EMERGENCY			
AUTHOR CC	DATE 06/10/2022	APPROVED **	
SCALES 1:5@A3	REVISIONS *****		
DRAWING No 5782	01	50 421	B
PROJECT No	AREA No	DWG TYPE	DWG No REV
DRAWING STATUS For Review			
FOR EXPLANATIONS OF DRAWING CODES AND OTHER DRAWING INFORMATION SEE PLB DRAWING RESOURCE FILE			

SOC 2.4 SHO 4 WALL CASE

NOTES:

DRESS BASEPANEL AND BACKPANELS TO BE 18MM ZFMDF WITH DACRYLATE VARNISH AND WATER BASED EMULSION, SPRAYED FINISH, COLOUR TBC
ACCESS PANEL BELOW CASE TO ACT AS KIT STORE, SECURED WITH BUDGET LOCK
ACCESS PANEL ABOVE CASE TO GIVE ACCESS TO POWER AND CEILING LIGHTING, SECURED WITH BUDGET LOCK TBC
SETWORKS AROUND CASE TO BE FINALISED, 5MM SHADOW GAP AROUND THE DISPLAY CASE TO ALLOW DOOR OPENING, TBC



①. GLOVE, DIVING
NAM. 2015-07-15 - 1

②. MINI Q40 DIVING TORCH, 2014 (C)
NAM. 2015-07-15 - 2



88 The Mount, York YO24 1AR

GENERAL DRAWING NOTES

© This drawing is not to be shown to any Third Party unless agreed by PLB.
DO NOT SCALE OFF THIS DRAWING except for the purposes of cost estimating & shop drawing production.
ALL DIMENSIONS TO BE CHECKED ON SITE

ALL DIMENSIONS ARE IN MILLIMETERS UNLESS OTHERWISE STATED

This drawing shows 'DESIGN INTENT' only. It is the responsibility of the appointed contractor to finalise development, using specialists approved by PLB, & produce detailed working drawings, with a 10 year minimum lifespan.

ALL working drawings to be aesthetically approved by PLB prior to manufacture.

All Electrical & data communications systems must conform to the prevailing national regulations & any local bylaws pertaining. Unless stated otherwise all timber or timber based materials used, including sheet materials, as specified by BS 476 (or international equivalent), must be not less than Class 1 & any other material utilised must be in accordance with Class 1 spread of flame.

Exhibition/Furniture contractor to ensure that all unitary is securely and safely fixed in position where appropriate. All fixings to building fabric to be agreed/approved by client/architect. Exhibition contractor to supply samples of all finishes for approval by the client and PLB.

General

UT - Unit
GR - Graphic Item
DC - Display Case
PI - Physical Interactive
IT - Digital Interactive
AV - Audio Visual
OM - Object Mount
FN - Furniture Item

Other

SD - Scenic / Other Display
CC - Soft Furnishing / Curtains / Cushions
FT - Floor Finish / Treatment
EG - Emulsion / Gloss Paint Wall & Ceiling Finish
LS - Light Source / Fitting
FLL - Finished Floor Level
LG - Lower Ground / Basement
GF - Ground Floor
FF - First Floor
SF - Second Floor

CONTRACTOR TO SURVEY SITE WITH REFERENCE TO ARCHITECT'S DRAWINGS AND AMEND THESE UNITARY DESIGNS ACCORDINGLY, TO ENSURE CLEAN FIT TO BUILDING.

MATERIAL AND FINAL FINISH SAMPLES TO BE PROVIDED BY CONTRACTORS FOR CLIENT APPROVAL.

ENSURE NO SHARP EDGES, PENCIL RADIUS THROUGHOUT.

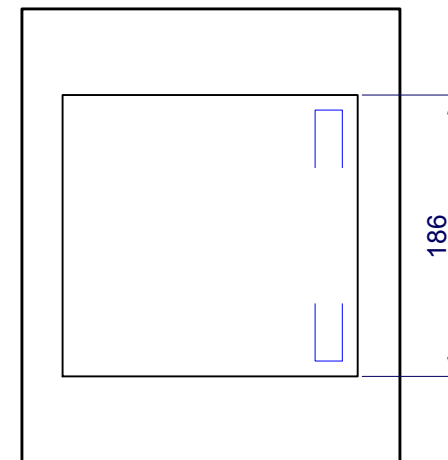
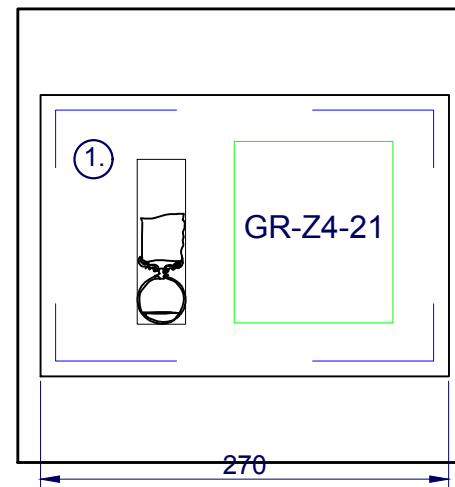
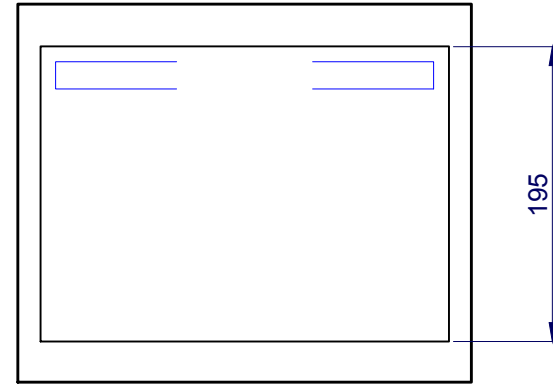
REV.	DATE	NOTES	REV. BY
A	31/10/22	GLOVES & TORCH ADDED	CC
B	19/04/23	AMENDS FOR BUILD TENDER PACKAGE	CC
*	DATE	First Issue	INITIAL

CLIENT NATIONAL ARMY MUSEUM			
JOB ARMY AT HOME			
DRAWING TITLE CASE LAYOUT: 4.2 B IN CASE OF EMERGENCY			
AUTHOR CC	DATE 06/10/2022	APPROVED **	
SCALES 1:5 @A3	REVISIONS *****		
DRAWING No 5782	01	50 422	B
PROJECT No	AREA No	DWG TYPE	DWG No REV
DRAWING STATUS For Review			
FOR EXPLANATIONS OF DRAWING CODES AND OTHER DRAWING INFORMATION SEE PLB DRAWING RESOURCE FILE			

SOC 2.5 SHO 1 WALL CASE

NOTES:

DRESS BASEPANEL AND BACKPANELS TO BE 18MM ZFMDF WITH DACRYLATE VARNISH AND WATER BASED EMULSION, SPRAYED FINISH, COLOUR TBC
 ACCESS PANEL BELOW CASE TO ACT AS KIT STORE, SECURED WITH BUDGET LOCK
 ACCESS PANEL ABOVE CASE TO GIVE ACCESS TO POWER AND CEILING LIGHTING, SECURED WITH BUDGET LOCK TBC
 SETWORKS AROUND CASE TO BE FINALISED, 5MM SHADOW GAP AROUND THE DISPLAY CASE TO ALLOW DOOR OPENING, TBC



1. ROYAL HUMANE SOCIETY MEDAL, 1895.
 NAM. 2001-04-12 - 1



88 The Mount, York YO24 1AR

GENERAL DRAWING NOTES

© This drawing is not to be shown to any Third Party unless agreed by PLB.
 DO NOT SCALE OFF THIS DRAWING except for the purposes of cost estimating & shop drawing production.
 ALL DIMENSIONS TO BE CHECKED ON SITE

ALL DIMENSIONS ARE IN MILLIMETERS UNLESS OTHERWISE STATED
 This drawing shows 'DESIGN INTENT' only.
 It is the responsibility of the appointed contractor to finalise development, using specialists approved by PLB, & produce detailed working drawings, with a 10 year minimum lifespan.

ALL working drawings to be aesthetically approved by PLB prior to manufacture.

All Electrical & data communications systems must conform to the prevailing national regulations & any local bylaws pertaining. Unless stated otherwise all timber or timber based materials used, including sheet materials, as specified by BS 476 (or international equivalent), must be not less than Class 1 & any other material utilised must be in accordance with Class 1 spread of flame.

Exhibition/Furniture contractor to ensure that all unitary is securely and safely fixed in position where appropriate. All fixings to building fabric to be agreed/approved by client/architect. Exhibition contractor to supply samples of all finishes for approval by the client and PLB.

General

UT - Unit
 GR - Graphic Item
 DC - Display Case
 PI - Physical Interactive
 IT - Digital Interactive
 AV - Audio Visual
 OM - Object Mount
 FN - Furniture Item

Other

SD - Scenic / Other Display
 CC - Soft Furnishing / Curtains / Cushions
 FT - Floor Finish / Treatment
 EG - Emulsion / Gloss Paint Wall & Ceiling Finish
 LS - Light Source / Fitting
 FFL - Finished Floor Level
 LG - Lower Ground / Basement
 GF - Ground Floor
 FF - First Floor
 SF - Second Floor

CONTRACTOR TO SURVEY SITE WITH REFERENCE TO ARCHITECT'S DRAWINGS AND AMEND THESE UNITARY DESIGNS ACCORDINGLY, TO ENSURE CLEAN FIT TO BUILDING.

MATERIAL AND FINAL FINISH SAMPLES TO BE PROVIDED BY CONTRACTORS FOR CLIENT APPROVAL.

ENSURE NO SHARP EDGES, PENCIL RADIUS THROUGHOUT.

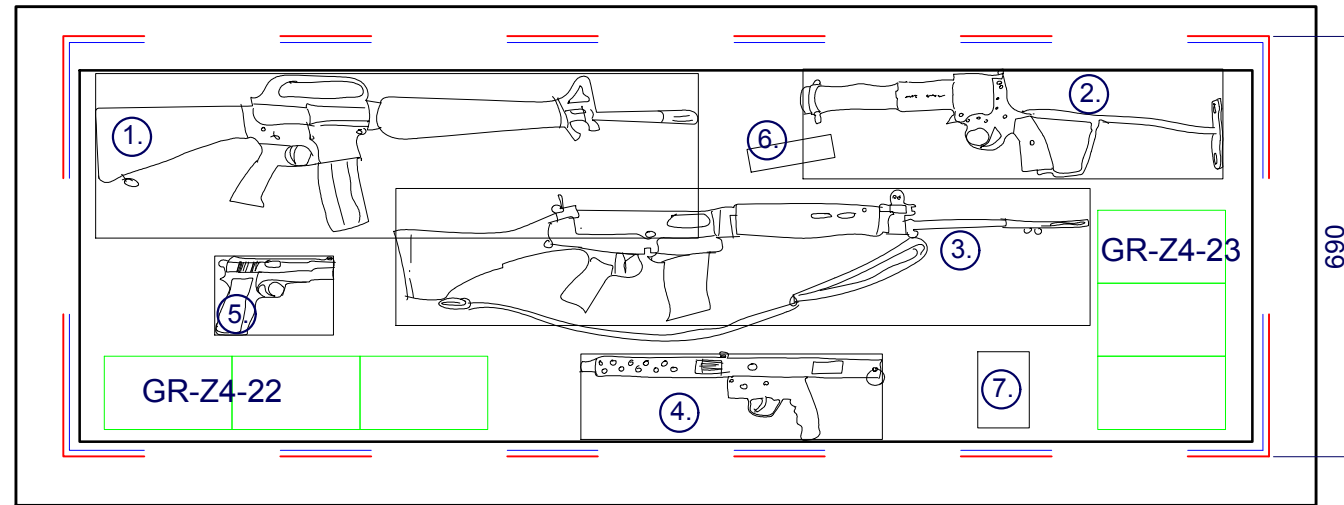
REV.	DATE	NOTES	REV. BY
A	31/10/22	MEDAL ADDED TO CASE	CC
B	19/04/23	AMENDS FOR BUILD TENDER PACKAGE	CC
*	DATE	First Issue	INITIAL

CLIENT NATIONAL ARMY MUSEUM			
JOB ARMY AT HOME			
DRAWING TITLE CASE LAYOUT: 4.2 C IN CASE OF EMERGENCY			
AUTHOR CC	DATE 19/10/2022	APPROVED **	
SCALES 1:5 @A3	REVISIONS *****		
DRAWING No 5782	01	50	423
PROJECT No	AREA No	DWG TYPE	DWG No
DRAWING STATUS For Review			
FOR EXPLANATIONS OF DRAWING CODES AND OTHER DRAWING INFORMATION SEE PLB DRAWING RESOURCE FILE			

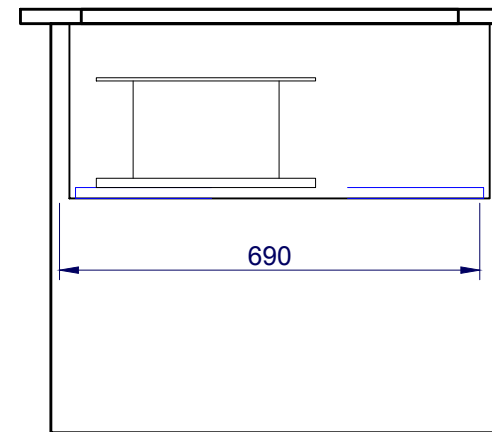
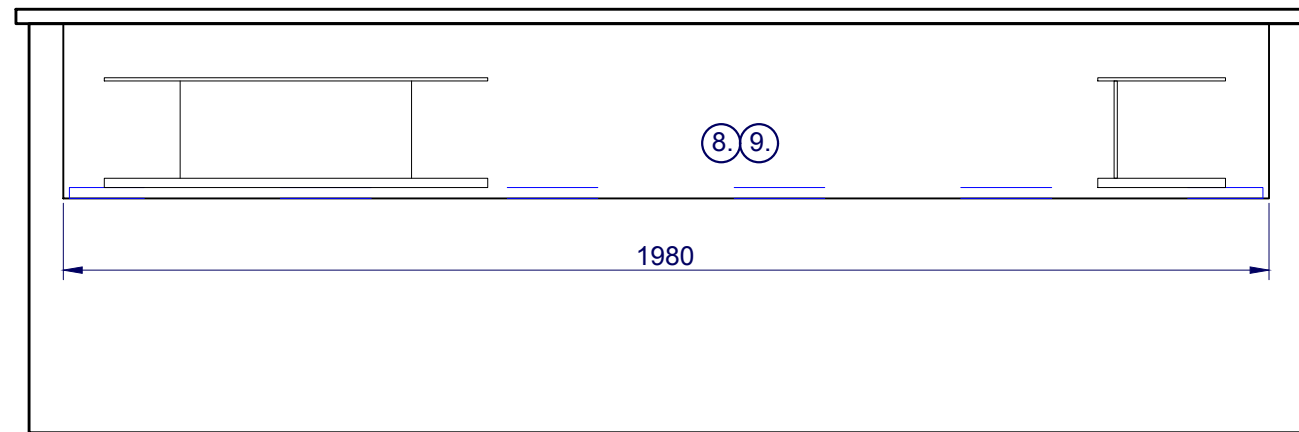
SOC 4.1 SHO 1 DESKTOP CASE

NOTES:

DRESS BASEPANEL TO BE 18MM ZFMDF WITH DACRYLATE VARNISH AND WATER BASED EMULSION, SPRAYED FINISH, COLOUR TBC
ACCESS PANEL BELOW CASE TO ACT AS KIT STORE, SECURED WITH BUDGET LOCK NETWORKS AROUND CASE TO BE FINALISED, 5MM SHADOW GAP AROUND THE DISPLAY CASE TO ALLOW DOOR OPENING, TBC



NOTE: CASE IS SECTION 5 FIREARMS RATED AND WILL CONTAIN NEED TO CONFORM TO ALL ASSOCIATED STANDARDS I.E. TO BE BOLTED TO FLOOR/WALL



① RIFLE, SELF-LOADING, ARMALITE, 5.56 MM AR15
NAM. 1983-05-69 - 1

⑥ RUBBER 1.5 INCH BULLET, 1981
NAM. 2001-12-36 - 1

② GUN, RIOT, XL48E1, 1.5 IN SIGNAL PISTOL CONVERSION
NAM. 1977-05-68 - 1

⑦ INSTRUCTIONS BY THE DIRECTOR OF OPERATIONS FOR OPENING FIRE IN NORTHERN IRELAND
NAM. 1997-02-12 - 5

③ L1A1 7.62 MM SELF-LOADING RIFLE, 1958
NAM. 1983-05-6 - 1

④ SUB MACHINE GUN, 9 MM HOMEMADE
NAM. 1983-05-72 - 1

⑤ PISTOL, SELF-LOADING, FN BROWNING, 9 MM NO 2 MK I* HI-POWER
NAM. 1985-02-83 - 1



88 The Mount, York YO24 1AR

GENERAL DRAWING NOTES

© This drawing is not to be shown to any Third Party unless agreed by PLB.
DO NOT SCALE OFF THIS DRAWING except for the purposes of cost estimating & shop drawing production.
ALL DIMENSIONS TO BE CHECKED ON SITE

ALL DIMENSIONS ARE IN MILLIMETERS UNLESS OTHERWISE STATED

This drawing shows 'DESIGN INTENT' only. It is the responsibility of the appointed contractor to finalise development, using specialists approved by PLB, & produce detailed working drawings, with a 10 year minimum lifespan.

ALL working drawings to be aesthetically approved by PLB prior to manufacture.

All Electrical & data communications systems must conform to the prevailing national regulations & any local bylaws pertaining. Unless stated otherwise all timber or timber based materials used, including sheet materials, as specified by BS 476 (or international equivalent), must be not less than Class 1 & any other material utilised must be in accordance with Class 1 spread of flame.

Exhibition/Furniture contractor to ensure that all unitary is securely and safely fixed in position where appropriate. All fixings to building fabric to be agreed/approved by client/architect. Exhibition contractor to supply samples of all finishes for approval by the client and PLB.

General

UT - Unit
GR - Graphic Item
DC - Display Case
PI - Physical Interactive
IT - Digital Interactive
AV - Audio Visual
OM - Object Mount
FN - Furniture Item

Other

SD - Scenic / Other Display
CC - Soft Furnishing / Curtains / Cushions
FT - Floor Finish / Treatment
EG - Emulsion / Gloss Paint Wall & Ceiling Finish
LS - Light Source / Fitting
FLL - Finished Floor Level
LG - Lower Ground / Basement
GF - Ground Floor
FF - First Floor
SF - Second Floor

CONTRACTOR TO SURVEY SITE WITH REFERENCE TO ARCHITECT'S DRAWINGS AND AMEND THESE UNITARY DESIGNS ACCORDINGLY, TO ENSURE CLEAN FIT TO BUILDING.

MATERIAL AND FINAL FINISH SAMPLES TO BE PROVIDED BY CONTRACTORS FOR CLIENT APPROVAL.

ENSURE NO SHARP EDGES, PENCIL RADIUS THROUGHOUT.

REV.	DATE	NOTES	REV. BY
A	19/04/23	AMENDS FOR BUILD TENDER PACKAGE	CC
B	19/04/23	AMENDS FOR BUILD TENDER PACKAGE	CC
*	DATE	First Issue	INITIAL

CLIENT NATIONAL ARMY MUSEUM			
JOB ARMY AT HOME			
DRAWING TITLE CASE LAYOUT: 4.3 A COUNTER-TERRORISM IN BRITAIN			
AUTHOR CC	DATE 06/10/2022	APPROVED **	
SCALES NTS @A3	REVISIONS *****		
DRAWING No 5782	PROJECT No 01	AREA No 50	DWG No 431
DRAWING STATUS For Review			
FOR EXPLANATIONS OF DRAWING CODES AND OTHER DRAWING INFORMATION SEE PLB DRAWING RESOURCE FILE			

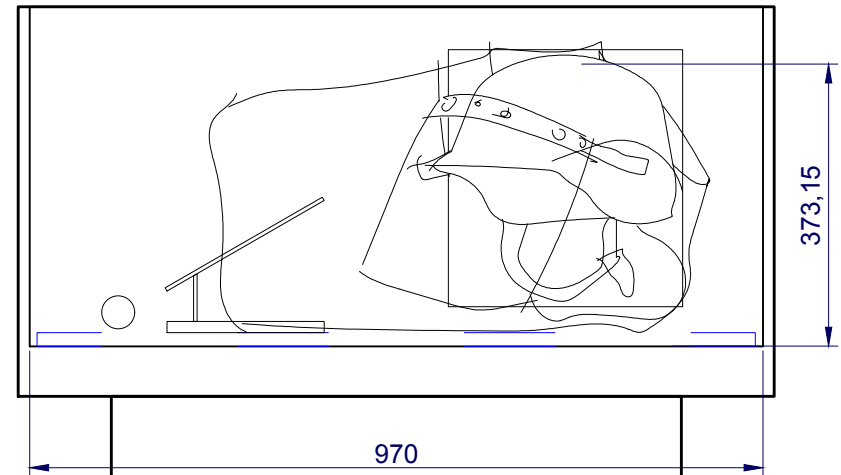
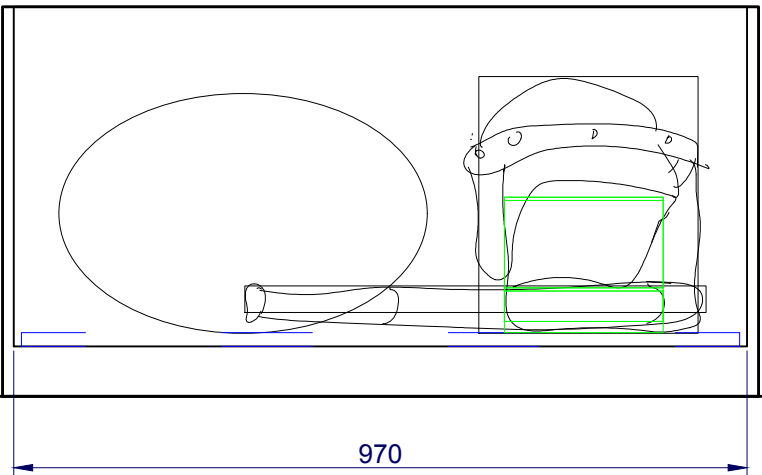
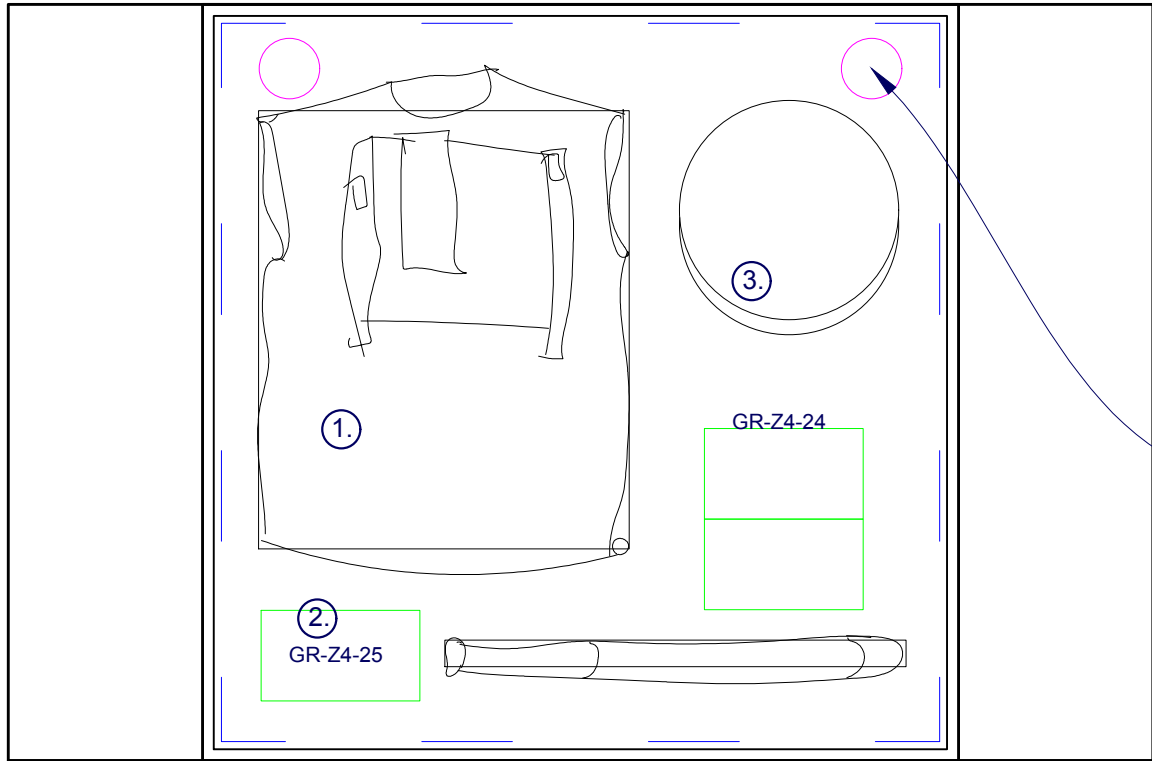
SOC 3.2 SHO 1 DESKTOP CASE

NOTES:

MINICLIMAS CONDITIONING SYSTEM, NEW UNIT TO BE INSTALLED
DRESS BASEPANEL TO BE 18MM ZFMDF WITH DACRYLATE VARNISH AND WATER BASED EMULSION, SPRAYED FINISH, COLOUR TBC
ACCESS PANEL BELOW CASE TO ACT AS KIT STORE, SECURED WITH BUDGET LOCK
MINICLIMA VENT POSITION TBC, VENTS TO BE SPRAY FINISHED TO MATCH BASEPANEL AND TO BE RECESSED FLUSH
SETWORKS AROUND CASE TO BE FINALISED, 5MM SHADOW GAP AROUND THE DISPLAY
CASE TO ALLOW DOOR OPENING, TBC

VENT POSITION - NEW MINICLIMA VENT POSITIONS TO BE RETROFITTED POSITION TBC

NOTE: CASE ON ACTUATORS
MAX OPENING 351MM APPROX



- ①. BODY ARMOUR, MARK II, 1984 (C)
NAM. 1994-02-144 - 1
- ②. TRUNCHEON, ANTI-RIOT, UNIVERSAL PATTERN
NAM. 1976-12-86 - 1
- ③. HELMET, ANTI-RIOT
NAM. 2002-11-269 - 1



GENERAL DRAWING NOTES

© This drawing is not to be shown to any Third Party unless agreed by PLB.
DO NOT SCALE OFF THIS DRAWING except for the purposes of cost estimating & shop drawing production.
ALL DIMENSIONS TO BE CHECKED ON SITE

ALL DIMENSIONS ARE IN MILLIMETERS UNLESS OTHERWISE STATED
This drawing shows 'DESIGN INTENT' only.
It is the responsibility of the appointed contractor to finalise development, using specialists approved by PLB, & produce detailed working drawings, with a 10 year minimum lifespan.

ALL working drawings to be aesthetically approved by PLB prior to manufacture.

All Electrical & data communications systems must conform to the prevailing national regulations & any local bylaws pertaining. Unless stated otherwise all timber or timber based materials used, including sheet materials, as specified by BS 476 (or international equivalent), must be not less than Class 1 & any other material utilised must be in accordance with Class 1 spread of flame.

Exhibition/Furniture contractor to ensure that all unitary is securely and safely fixed in position where appropriate. All fixings to building fabric to be agreed/approved by client/architect. Exhibition contractor to supply samples of all finishes for approval by the client and PLB.

General
UT - Unit
GR - Graphic Item
DC - Display Case
PI - Physical Interactive
IT - Digital Interactive
AV - Audio Visual
OM - Object Mount
FN - Furniture Item

Other
SD - Scenic / Other Display
CC - Soft Furnishing / Curtains / Cushions
FT - Floor Finish / Treatment
EG - Emulsion / Gloss Paint Wall & Ceiling Finish
LS - Light Source / Fitting
FFL - Finished Floor Level
LG - Lower Ground / Basement
GF - Ground Floor
FF - First Floor
SF - Second Floor

CONTRACTOR TO SURVEY SITE WITH REFERENCE TO ARCHITECT'S DRAWINGS AND AMEND THESE UNITARY DESIGNS ACCORDINGLY, TO ENSURE CLEAN FIT TO BUILDING.

MATERIAL AND FINAL FINISH SAMPLES TO BE PROVIDED BY CONTRACTORS FOR CLIENT APPROVAL. ENSURE NO SHARP EDGES, PENCIL RADIUS THROUGHOUT.

REV.	DATE	NOTES	REV. BY
A	19/04/23	AMENDS FOR BUILD TENDER PACKAGE	CC
*	DATE	First Issue	INITIAL

CLIENT NATIONAL ARMY MUSEUM			
JOB ARMY AT HOME			
DRAWING TITLE CASE LAYOUT: 4.3 B COUNTER-TERRORISM IN BRITAIN			
AUTHOR CC	DATE 06/10/2022	APPROVED **	
SCALES 1:10 @A3	READ WITH *****		
DRAWING No 5782	01	50	432
PROJECT No	AREA No	DWG TYPE	DWG No
DRAWING STATUS For Review			
FOR EXPLANATIONS OF DRAWING CODES AND OTHER DRAWING INFORMATION SEE PLB DRAWING RESOURCE FILE			

SOC 2.5 SHO 3 WALL CASE

NOTES:

DRESS BASEPANEL AND BACKPANELS TO BE 18MM ZFMDF WITH DACRYLATE VARNISH AND WATER BASED EMULSION, SPRAYED FINISH, COLOUR TBC
ACCESS PANEL BELOW CASE TO ACT AS KIT STORE, SECURED WITH BUDGET LOCK
ACCESS PANEL ABOVE CASE TO GIVE ACCESS TO POWER AND CEILING LIGHTING, SECURED WITH BUDGET LOCK TBC
SETWORKS AROUND CASE TO BE FINALISED, 5MM SHADOW GAP AROUND THE DISPLAY CASE TO ALLOW DOOR OPENING, TBC



88 The Mount, York YO24 1AR

GENERAL DRAWING NOTES

© This drawing is not to be shown to any Third Party unless agreed by PLB.
DO NOT SCALE OFF THIS DRAWING except for the purposes of cost estimating & shop drawing production.
ALL DIMENSIONS TO BE CHECKED ON SITE

ALL DIMENSIONS ARE IN MILLIMETERS UNLESS OTHERWISE STATED
This drawing shows 'DESIGN INTENT' only.
It is the responsibility of the appointed contractor to finalise development, using specialists approved by PLB, & produce detailed working drawings, with a 10 year minimum lifespan.

ALL working drawings to be aesthetically approved by PLB prior to manufacture.

All Electrical & data communications systems must conform to the prevailing national regulations & any local bylaws pertaining.
Unless stated otherwise all timber or timber based materials used, including sheet materials, as specified by BS 476 (or international equivalent), must be not less than Class 1 & any other material utilised must be in accordance with Class 1 spread of flame.

Exhibition/Furniture contractor to ensure that all unitary is securely and safely fixed in position where appropriate. All fixings to building fabric to be agreed/approved by client/architect. Exhibition contractor to supply samples of all finishes for approval by the client and PLB.

General

UT - Unit
GR - Graphic Item
DC - Display Case
PI - Physical Interactive
IT - Digital Interactive
AV - Audio Visual
OM - Object Mount
FN - Furniture Item

Other

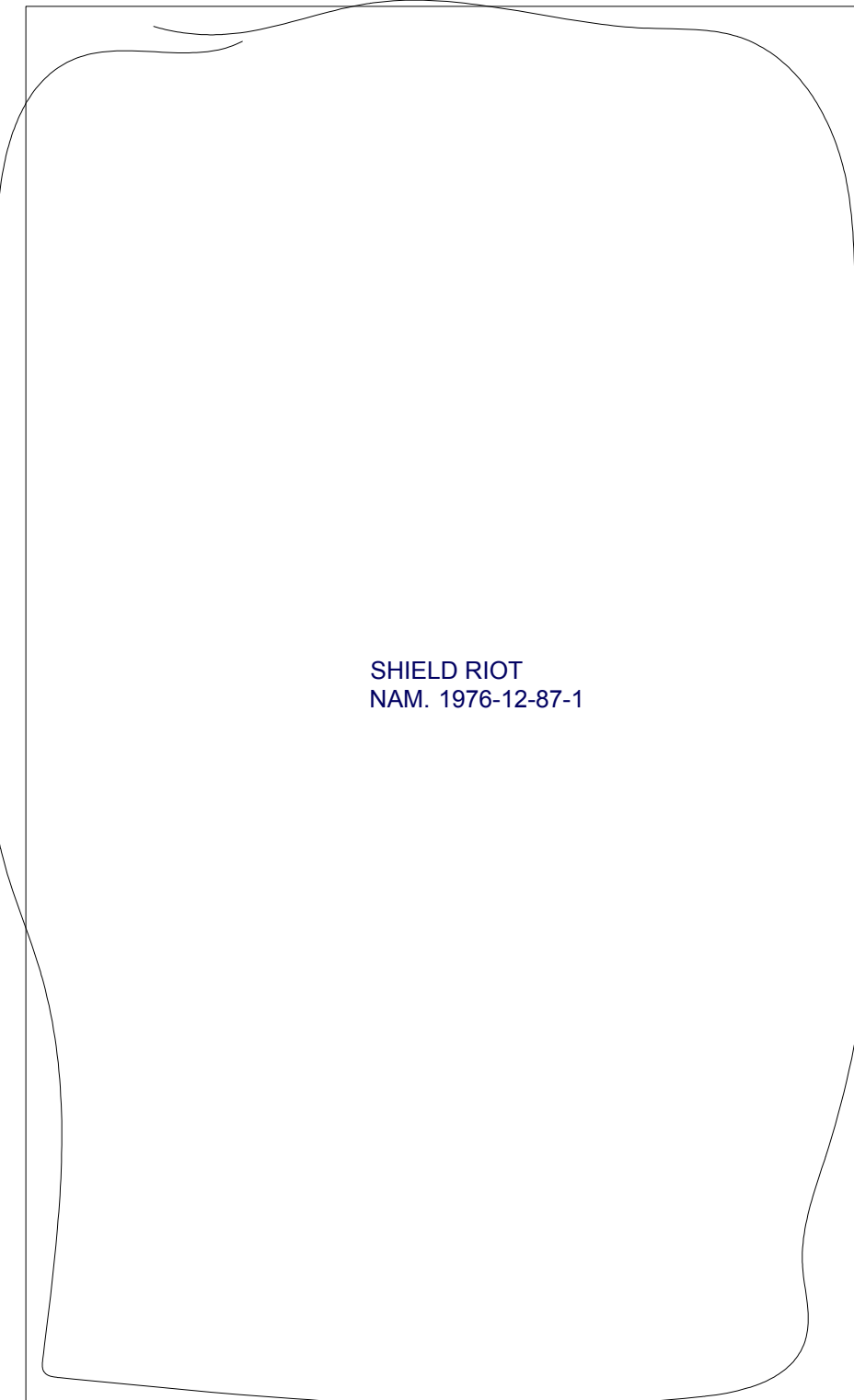
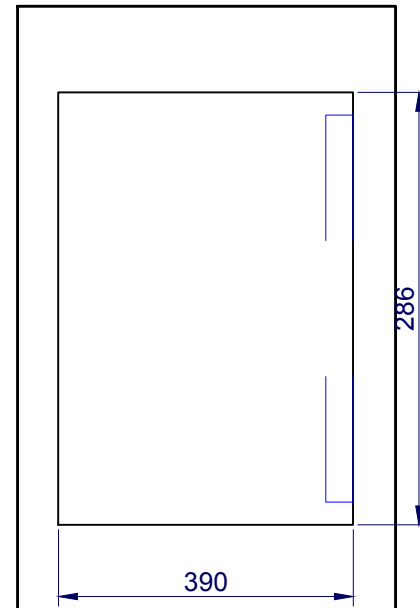
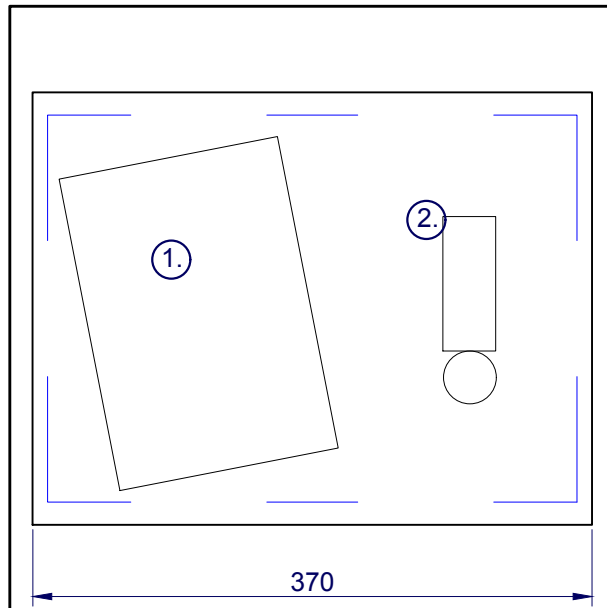
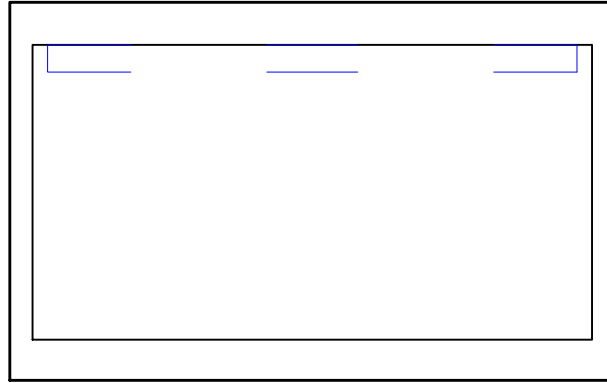
SD - Scenic / Other Display
CC - Soft Furnishing / Curtains / Cushions
FT - Floor Finish / Treatment
EG - Emulsion / Gloss Paint Wall & Ceiling Finish
LS - Light Source / Fitting
FLL - Finished Floor Level
LG - Lower Ground / Basement
GF - Ground Floor
FF - First Floor
SF - Second Floor

CONTRACTOR TO SURVEY SITE WITH REFERENCE TO ARCHITECT'S DRAWINGS AND AMEND THESE UNITARY DESIGNS ACCORDINGLY, TO ENSURE CLEAN FIT TO BUILDING.

MATERIAL AND FINAL FINISH SAMPLES TO BE PROVIDED BY CONTRACTORS FOR CLIENT APPROVAL.
ENSURE NO SHARP EDGES, PENCIL RADIUS THROUGHOUT.

REV.	DATE	NOTES	REV. BY
A	31/10/22	MEDAL ADDED TO LAYOUT	CC
B	19/04/23	AMENDS FOR BUILD TENDER PACKAGE	CC
*	DATE	First Issue	INITIAL

CLIENT NATIONAL ARMY MUSEUM			
JOB ARMY AT HOME			
DRAWING TITLE CASE LAYOUT: 4.3 C COUNTER-TERRORISM IN BRITAIN			
AUTHOR CC	DATE 06/10/2022	APPROVED **	
SCALE 1:5 @A3	REVISIONS *****		
DRAWING No 5782	01	50	433 B
PROJECT No	AREA No	DWG TYPE	DWG No REV
DRAWING STATUS For Review			
FOR EXPLANATIONS OF DRAWING CODES AND OTHER DRAWING INFORMATION SEE PLB DRAWING RESOURCE FILE			



① A STATE OF MIND, THE POETRY BOOK
NAM. 2013-01-23 - 1

② GENERAL SERVICE MEDAL 1962-, WITH OAKLEAF AND CLASP: NORTHERN IRELAND
NAM. 1989-05-84 - 1