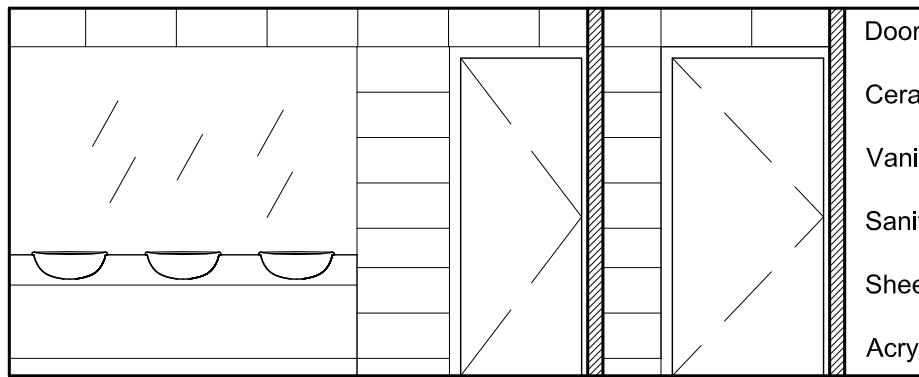


Ceiling Detail

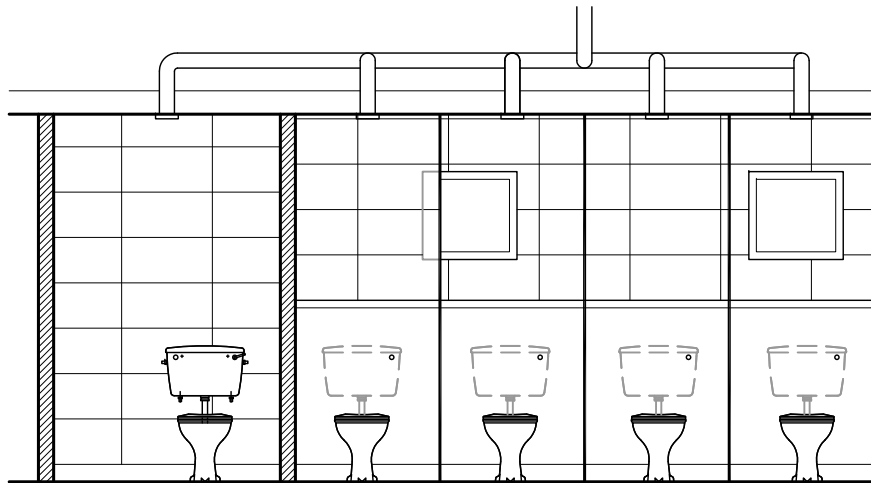
Existing ceiling ties and
plasterboard ceiling.
Additional noggins as required.

25x38mm sw battens and
12.5mm p'b'd ceiling as clause K10/245.
90mm drywall screws into original joists.



Elevation A-A

Doors as L20/230.
Ceramic wall tiling as M40/111.
Vanity units as K32/112.
Sanitaryware as section N13.
Sheet vinyl flooring as M50/151.
Acrylic mirror as N13/438.



Elevation B-B

Form 100mm uPVC ductwork to extract
fans. Discharge through new roof terminal.

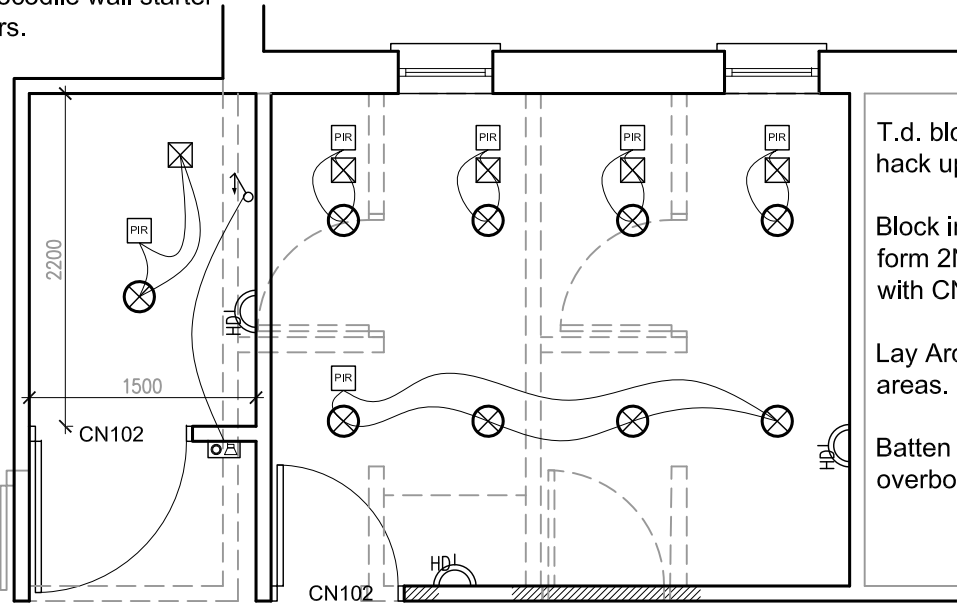
Ceramic wall tiling as M40/111.

WC cubicles & duct panelling as K32/112.

Sanitaryware as section N13.

Sheet vinyl flooring as M50/151.

Expose blockwork to
inner leaf and fit
Crocodile wall starter
bars.



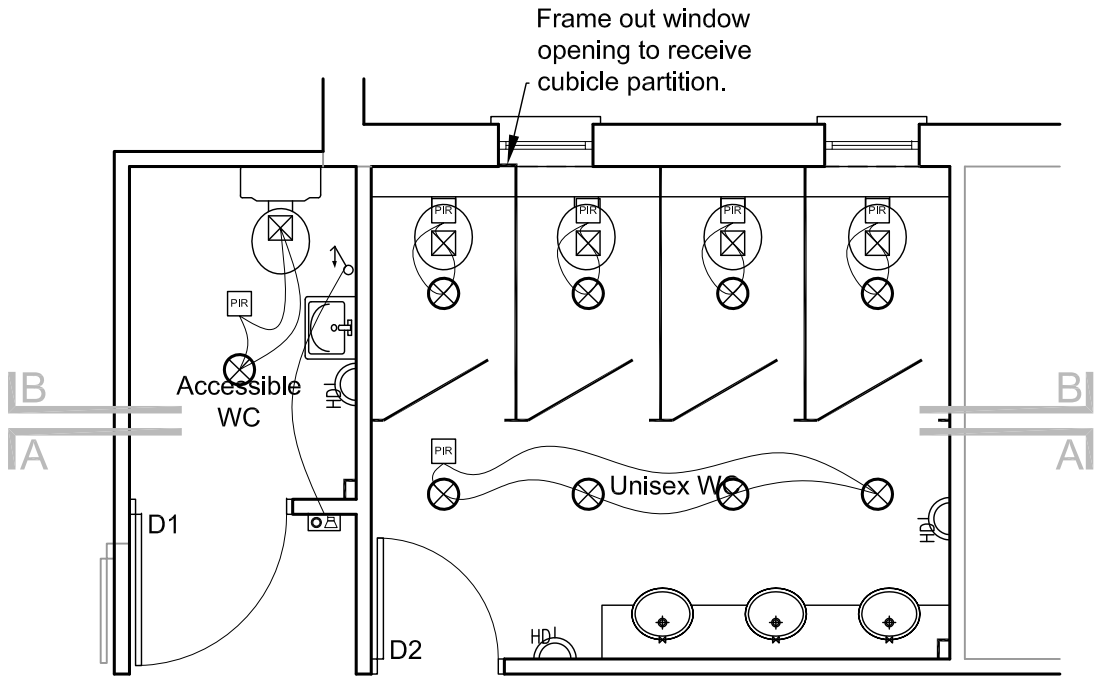
Building Works

T.d. blockwork partitions &
hack up screed.

Block in extg. opening,
form 2No door openings
with CN102 lintels over.

Lay Ardex A29 screed to all
areas.

Batten out ceiling and
overboard 12.5mm p'b'd.



Fitting Out Works

Frame out window
opening to receive
cubicle partition.

Revision	Date	Amendment
Project		
The Ghyll CIO Lardner Hall & Cafe Toilets The Ghyll Pevensey Road Southwater RH13 9XZ		
Drawing Title		
Cafe Toilets - Plans & Elevations		
AutoCAD ref H:\Jobs\5947\Drawings\5947_01.dwg	Date Nov. 2021	
Drawn nps	Checked nps	
Scale 1:50, 1:10 @A3		
Drawing Number 5947/03	Revision -	
GENERAL NOTES		
Do not scale dimensions from this drawing.		
The Contractor is responsible for checking all dimensions on site prior to commencement of the work.		
This drawing is to be read in conjunction with the specification.		