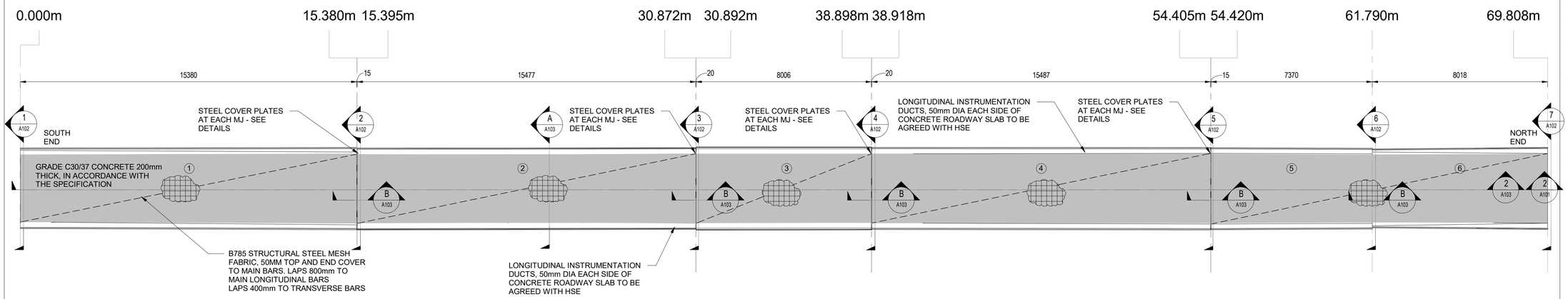


## 1 FLOOR PLAN

1 : 100

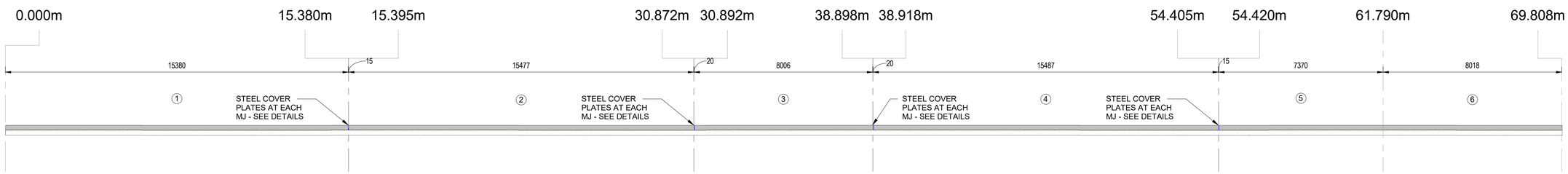


## 2 SECTION THROUGH FLOOR

1 : 100

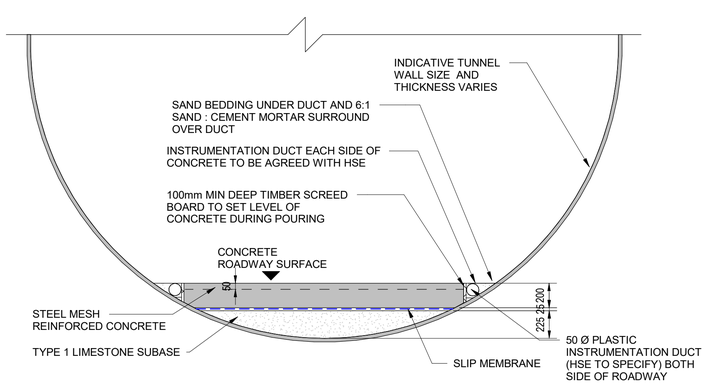


DETAIL A -TYPICAL CROSS SECTION THROUGH TUNNEL SHOWING PROPOSED CONCRETE ROADWAY

1 : 25

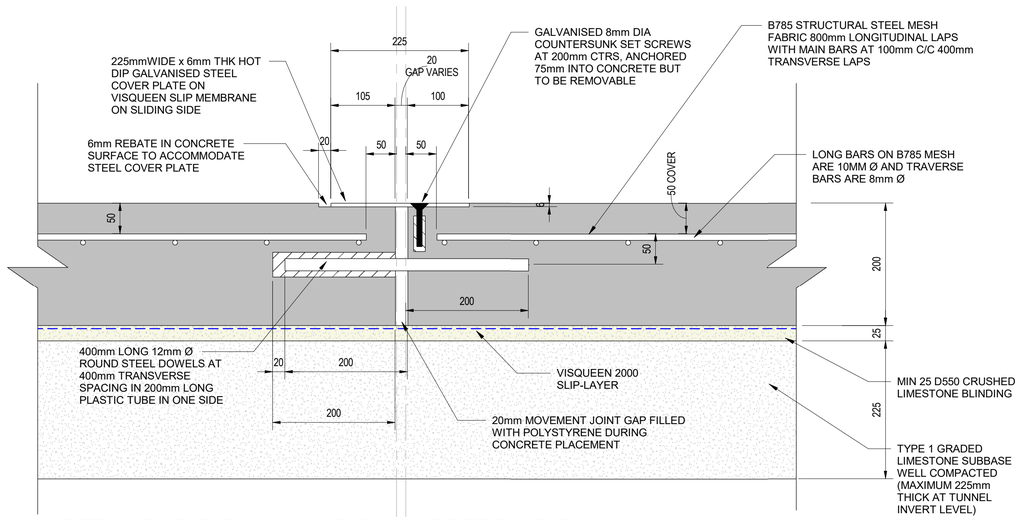


DETAIL B - TYPICAL LONGITUDINAL SECTION THROUGH JOINT/GAP IN CONCRETE ROADWAY BETWEEN SEGMENTS

1 : 5

NOTES:

1. DO NOT SCALE FROM THIS DRAWING
2. ALL DIMENSIONS ARE MILLIMETRES U.N.O.
3. ALL LEVELS ARE IN METRES ABOVE ORDNANCE DATUM U.N.O.
4. THIS DRAWING IS TO BE READ IN CONJUNCTION WITH THE SPECIFICATION AND SCHEDULE OF WORKS.
5. THIS DRAWING IS TO BE READ IN CONJUCTION WITH DRAWINGS:
   PE11495-GRDL-00-XX-DR-C-A101
   PE11495-GRDL-00-XX-DR-C-A102
6. TUNNEL GEOMETRY AROUND BALLAST MAY NOT BE ACCURATE DUE TO UNCLEAR POINTCLOUD DATA.
7. GAPS MEASURED ON 16 JANUARY 2020 (IN MM AT SIDES OF TUNNEL SEGMENTS.)
8. MODEL DRAWN FROM POINT CLOUD SURVEY

| Re | Date | Amendment | | |
|---|---|---|---|---|
| T1 | 31/01/2020 | TENDER | RGB | LC |


Giraffe Research & Design Ltd
Consulting Civil & Structural Engineers
314 Sandygate Road
Sheffield, S10 5SE


Project: HY - TUNNEL

Client: HSE

Drawing Title: PROPOSED CONCRETE ROADWAY

| | | |
|---|---|---|
| LC | RGB | RGB |
| GRDL Ref: PE11495 | Scale: As indicated | Sheet: A1 |
| Revision Status: T1 | Suitability Status: D2 | Date: 26/01/2020 |

Suitability Description: TENDER

Drawing Reference: Project - Originator - Zone - Level - Type - Discipline - Number
PE11495 -GRDL -00 -XX -DR -C -A103

© THIS DRAWING MAY NOT BE COPIED WITHOUT PRIOR WRITTEN PERMISSION