

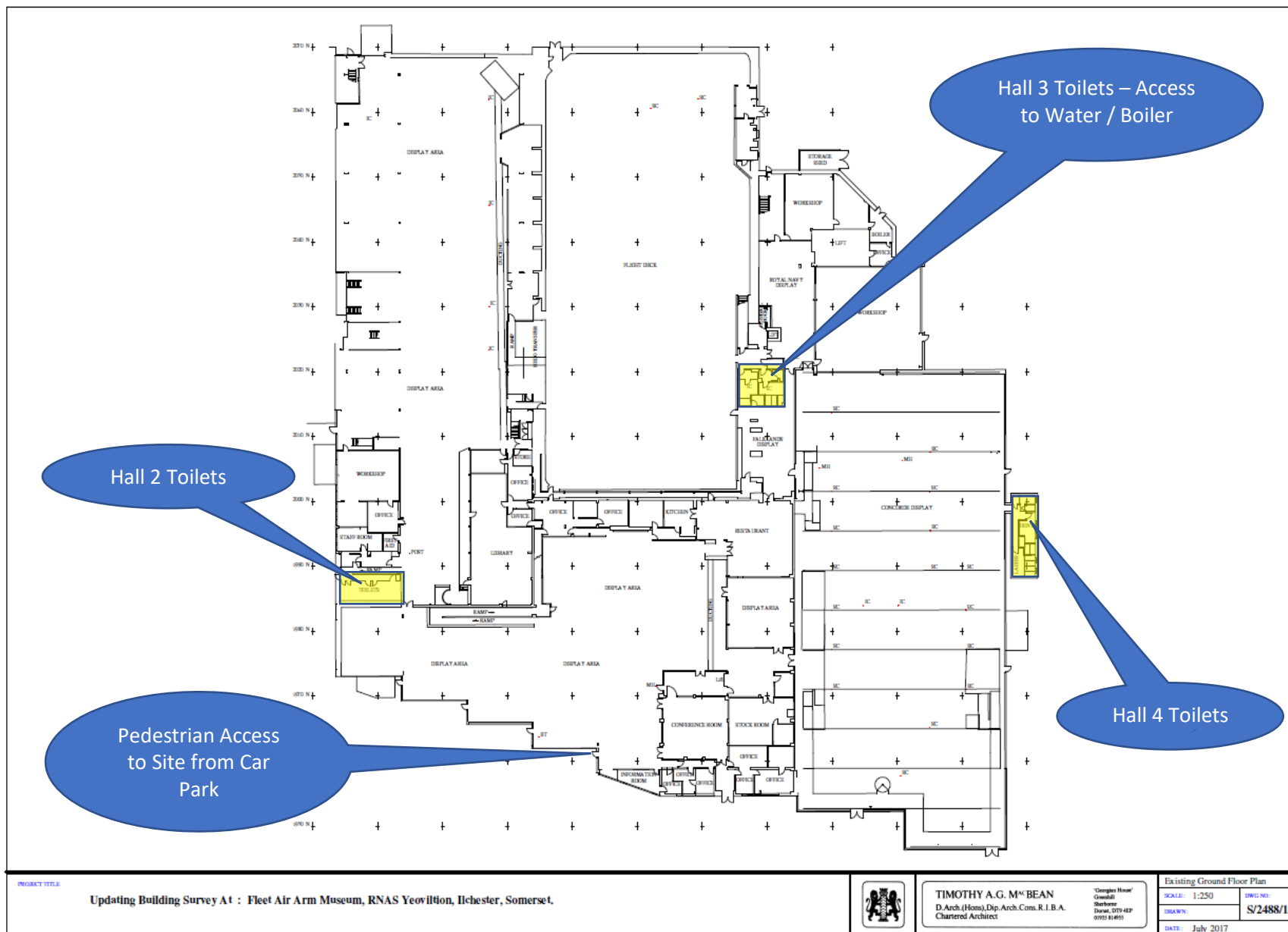
Annex G - Museum Floor Plans – Showing approximate location of Toilet Facilities.

Fleet Air Arm Museum
RNAS Yeovilton
Ilchester
Somerset
BA22 8HT

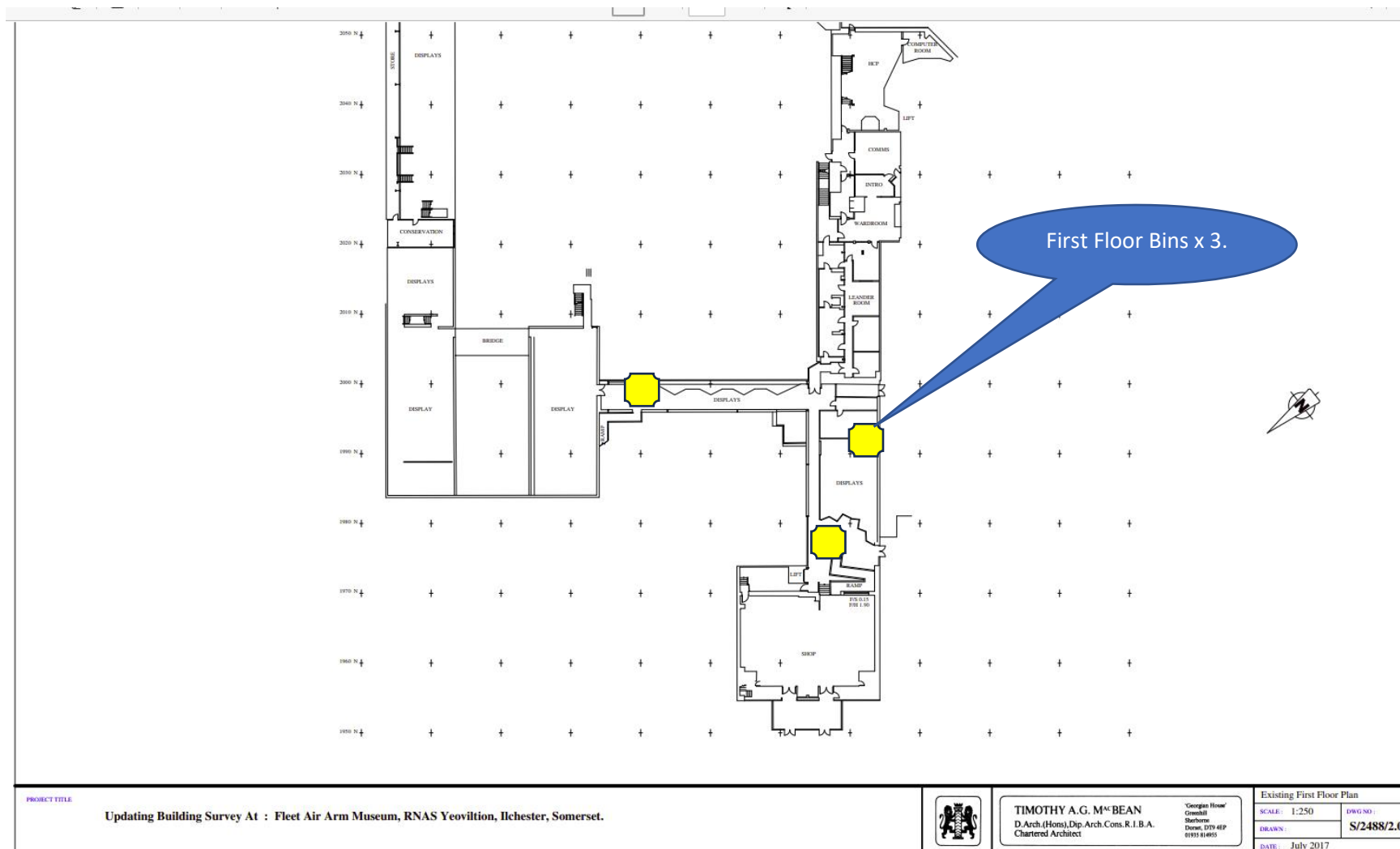
ISSUE: 001


Table of Contents

Museum Floor Plans.....	1
1.1 Floor Plan - Museum	3
1.2 Floor Plan – Internal Bins.....	4
1.3 Floor Plan – External Bins	6
1.4 Hall and Other Room Floor Areas - Dimensions.....	7









External Bins x 5.

Hall and other room floor areas – square meterage for understanding scale of required cleaning footprint.
(All quoted square metres are approximate due to irregular shapes of different areas/rooms)

Please note these areas are included as part of the 4 week 'hall cycle' of cyclical cleaning. Anything listed here is considered part of each respective hall.
I.e. The 'Retail shop' is considered part of Hall One.

Hall 1 – 1181 m² - all public display area's where the aircraft are displayed, and: -

- Welcome area – 198 m².
- 1st floor gallery – (vinyl floor, timber) – 154.6 m².
- Ramp to ground floor – 53 m².
- Retail shop – 225.0 m².

Hall 2 – 2542 m² - all public display area's where the aircraft are displayed and: -

- All mezzanine galleries (Battle of the Atlantic, WRNS, Operation Skua and the bridge).

Hall 3 – 1932 m² – Flight deck area where the aircraft are displayed only, and: -

- Island tour – The various compartment floor areas that need cleaning come to an additional 784 m².
- (This includes Power 1, Power2 and the goofer's deck).

Hall 4 – 2176 m² - the floor of hangar only where the aircraft are displayed.