NOTES

1. REFER TO DRAWING S-GA-00-21 FOR NOTES.

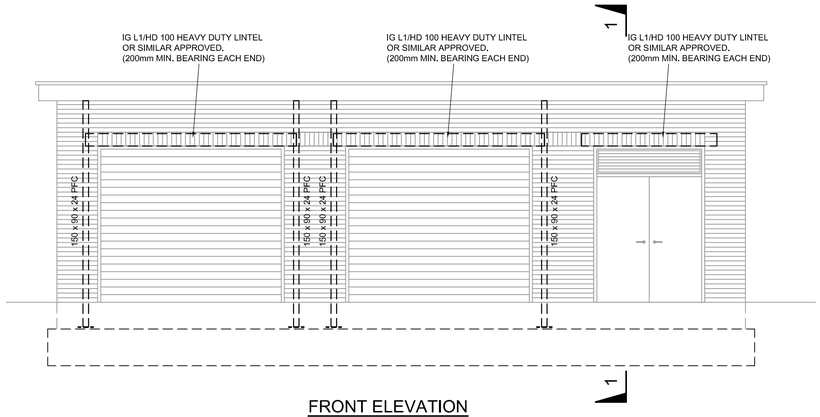

FRONT ELEVATION

SCALE 1:50

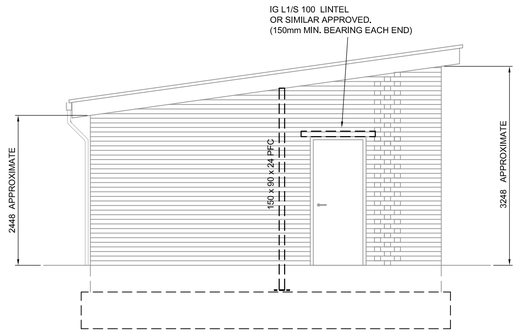

SIDE ELEVATION

SCALE 1:50

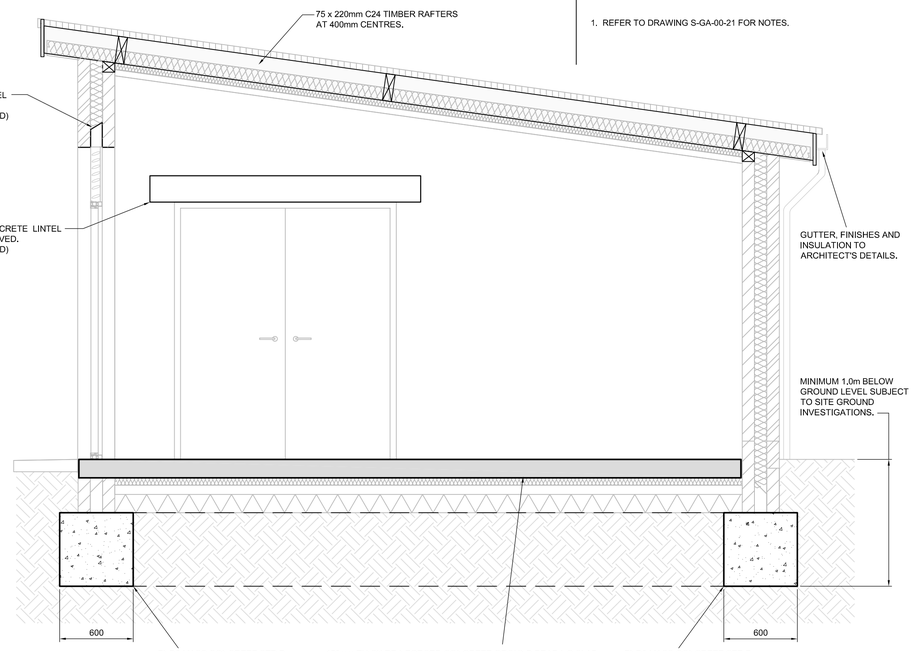

SECTION 1 - 1

SCALE 1:25

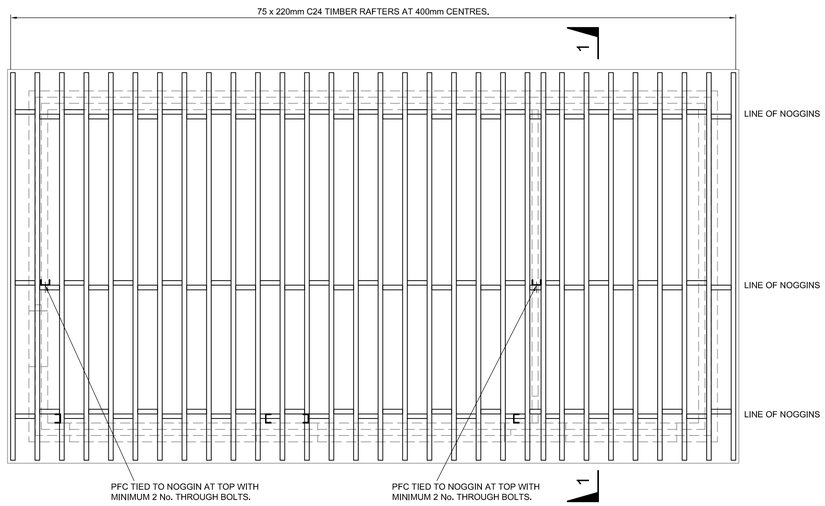

ROOF PLAN

SCALE 1:50

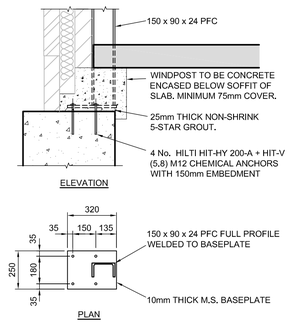

ALL BRICKWORK TO BE TIED TO PFC WINDPOSTS WITH SHOT FIRED STAINLESS STEEL TIES (225mm CENTRES VERTICALLY)

TYPICAL PFC WINDPOST BASE DETAIL

SCALE 1:20

FND2 MASS CONCRETE STRIP FOOTINGS SUBJECT TO SITE GROUND CONDITIONS.

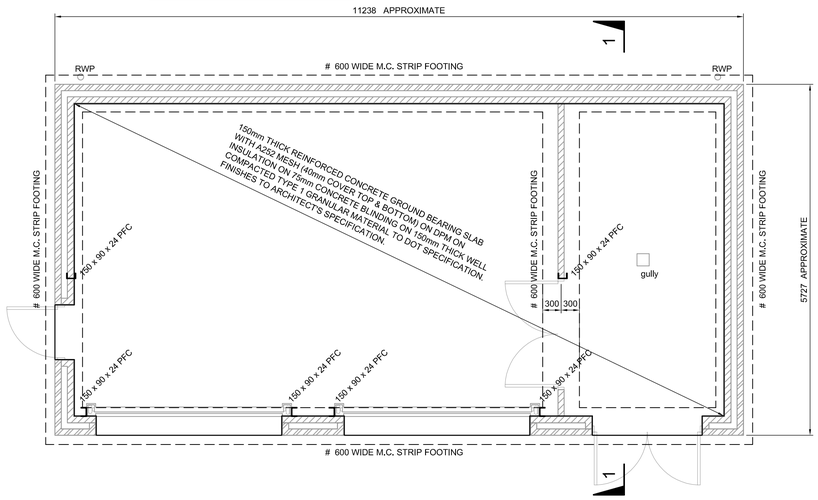

GROUND FLOOR PLAN

SCALE 1:50

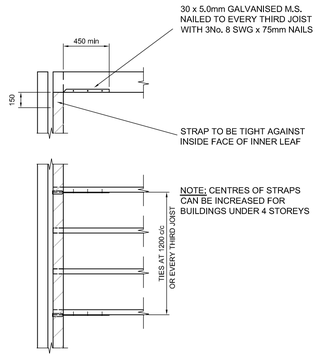

TIES IN NEW CAVITY WALL JOISTS AT RIGHT ANGLES TO WALL

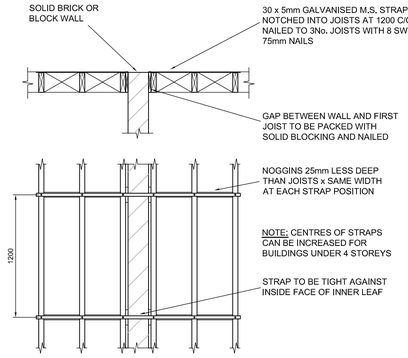

TIES ACROSS SOLID PARTY OR INTERNAL WALL JOISTS PARALLEL TO WALL

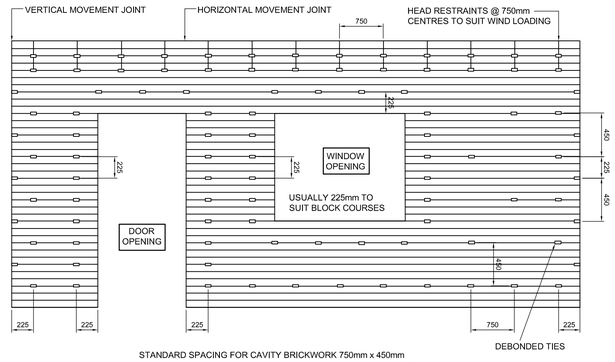

STANDARD SPACING FOR CAVITY BRICKWORK 750mm x 450mm
CENTRES IN A STAGGERED PATTERN (2½ TIES PER SQUARE METRE)

TYPICAL LAYOUT OF WALL TIES INDICATING MAXIMUM SPACING

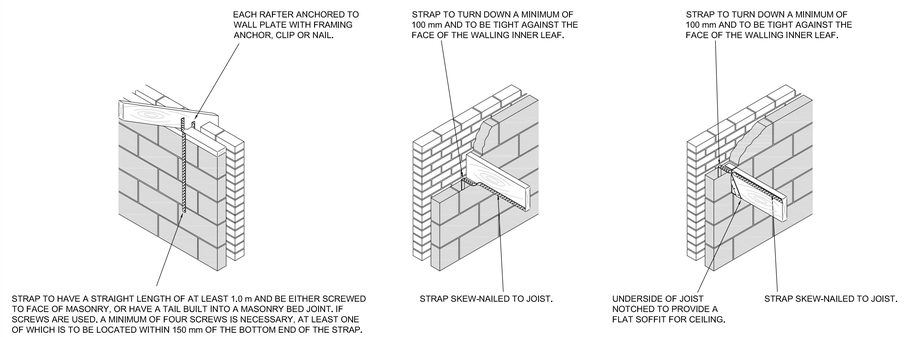

TYPICAL RESTRAINT DETAILS

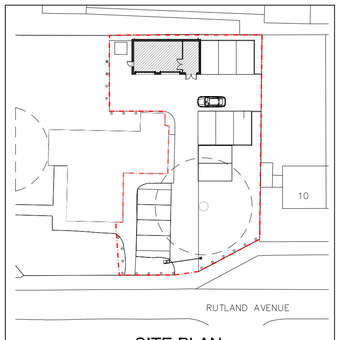

SITE PLAN

SCALE 1:500

CLARK SMITH PARTNERSHIP
CONSULTING CIVIL & STRUCTURAL ENGINEERS
WHITECHAPEL TECHNOLOGY CENTRE
65 WHITECHAPEL ROAD, LONDON E1 1DU
TEL: 020 7247 7315 FAX: 020 7247 7476
E-MAIL: ENGINEER@CSPLONDON.COM

Client: **MARITIME & COASTGUARD AGENCY**

Project: **SHRUB END CLINIC ICENI WAY COLCHESTER**

Title: **PHASE 2 NEW GARAGES STRUCTURAL PROPOSALS**

Rev	Description	Date	By	Chk'd
T1	TENDER ISSUE	24.11.17	R.M.	A.D.

Status: **TENDER**

Scale @ A1	Drawn	Date	Checked
AS SHOWN	R.M.	NOVEMBER 2017	A.D.

Job Number	Drg Number	Revision
CRE001	S-GA-00-20	T1