



SPECIFICATION
for
BANDSTAND REFURBISHMENT
at
SWANAGE RECREATION GROUND

for
SWANAGE TOWN COUNCIL

Project Ref: 006184

prepared by
Dorset Property

DORSET COUNTY COUNCIL

PROJECT: BANDSTAND REFURBISHMENT

LOCATION: SWANAGE RECREATION GROUND, HORSECLIFFE LANE, SWANAGE, BH19 1DW

SPECIFICATION

INDEX

SECTION	PAGES
1 Preliminaries	1-36
2 Condition Report and Specification	1-53
See separate document prepared by Lost Art Ltd	
3 Preambles	1-24
4 Schedule of Works	1-4
5 Drawings	1-2
6 Tender Summary Sheet	1
APPENDICES	
Appendix A	1
Dacrylate Paint Specification	
Appendix B	1-6
Pre-construction Information	
Appendix C	1
Quality Assessment Questionnaire	

PROJECT: BANDSTAND REFURBISHMENT

LOCATION: SWANAGE RECREATION GROUND, HORSECLIFFE LANE, SWANAGE, BH19 1DW

SECTION

- 1 Preliminaries

Table of Contents

Title		Page
A10	PROJECT PARTICULARS	2
A11	TENDER AND CONTRACT DOCUMENTS	3
A12	THE SITE/ EXISTING BUILDINGS	4
A13	DESCRIPTION OF THE WORK	5
A20	JCT MINOR WORK BUILDING CONTRACT (MW)	6
A30	TENDERING/ SUBLETTING/ SUPPLY	9
A31	PROVISION, CONTENT AND USE OF DOCUMENTS	11
A32	MANAGEMENT OF THE WORKS	15
A33	QUALITY STANDARDS/ CONTROL	18
A34	SECURITY/ SAFETY/ PROTECTION	23
A35	SPECIFIC LIMITATIONS ON METHOD/ SEQUENCE/ TIMING	27
A36	FACILITIES/ TEMPORARY WORK/ SERVICES	28
A37	OPERATION/ MAINTENANCE OF THE FINISHED WORKS	30
A40	CONTRACTOR'S GENERAL COST ITEMS: MANAGEMENT AND STAFF	31
A41	CONTRACTOR'S GENERAL COST ITEMS: SITE ACCOMMODATION	32
A43	CONTRACTOR'S GENERAL COST ITEMS: MECHANICAL PLANT	33
A44	CONTRACTOR'S GENERAL COST ITEMS: TEMPORARY WORKS	34
A54	PROVISIONAL WORK/ ITEMS	35

A10 PROJECT PARTICULARS

110 THE PROJECT

- Name: Swanage Bandstand Refurbishment.
- Nature: Refurbishment and repair of existing remains of bandstand structure and replacement of missing elements.
- Location: Recreation Ground, Horsecliffe Lane, Swanage, BH19 1DW.
- Length of contract: 8 Weeks.

120 EMPLOYER (CLIENT)

- Name: Swanage Town Council.
- Address: Town Hall, High Street, Swanage, BH19 2NZ.
- Contact: Mr M Ayres, Town Clerk.
- Telephone: 01929 423636.
- E-mail: m.ayres@swanage.gov.uk.

130 PRINCIPAL CONTRACTOR (CDM)

- Name: The contractor.
- Address: To be confirmed.
- Contact: To be confirmed.
- Telephone: To be confirmed.
- E-mail: To be confirmed.

140 ARCHITECT/ CONTRACT ADMINISTRATOR

- Name: Vivienne Berry.
- Address: Dorset Property, Environment Directorate, Dorset County Council, County Hall, Colliton Park, Dorchester, DT1 1XJ.
- Contact: Vivienne Berry.
- Telephone: 01305 221920.
- E-mail: v.a.berry@dorsetcc.gov.uk.

150 PRINCIPAL DESIGNER

- Name: Vivienne Berry.
- Address: Dorset Property, Environment Directorate, Dorset County Council, County Hall, Colliton Park, Dorchester, DT1 1XJ.
- Contact: Vivienne Berry.
- Telephone: 01305 221920.
- E-mail: v.a.berry@dorsetcc.gov.uk.

A11 TENDER AND CONTRACT DOCUMENTS

110 TENDER DRAWINGS

- The tender drawings are: As drawing schedule, see section 4.

120 CONTRACT DRAWINGS

- The Contract Drawings: The same as the tender drawings.

160A PRECONSTRUCTION INFORMATION

- Format: The Preconstruction information is described in the Appendices.

A12 THE SITE/ EXISTING BUILDINGS

110 THE SITE

- Description: The site is in the recreation ground and is existing bandstand structure and surrounding space.

120 EXISTING BUILDINGS ON/ ADJACENT TO THE SITE

- Description: the site is within the recreation ground.

140 EXISTING UTILITIES AND SERVICES

- Drawings: (Information shown is indicative only): please refer to appendix A.
- Other information: the generic safety information associated with each utility supplier is available on request.

200 ACCESS TO THE SITE

- Description: Access to the site is via Horsecliffe Lane.
- Limitations: take care of users of the other areas of the Recreation Ground when crossing to the bandstand.

210 PARKING

- Restrictions on parking of the Contractor's and employees' vehicles: locations for parking will be agreed.

220 USE OF THE SITE

- General: Do not use the site for any purpose other than carrying out the Works.
- Limitations: excluded.

230 SURROUNDING LAND/ BUILDING USES

- General: Adjacent or nearby uses or activities are as follows:
 - Play area, parking, general recreational use and residential.

240 HEALTH AND SAFETY HAZARDS

- General: The nature and condition of the site/ building cannot be fully and certainly ascertained before it is opened up. However the following hazards are or may be present:
 - The works are not intended to be very invasive, check for hidden cables when dismantling.
- Information: The accuracy and sufficiency of this information is not guaranteed by the Employer or the Employer's representative. Ascertain if any additional information is required to ensure the safety of all persons and the Works.
- Site staff: Draw to the attention of all personnel working on the site the nature of any possible contamination and the need to take appropriate precautionary measures.

250 SITE VISIT

- Assessment: Ascertain the nature of the site, access thereto and all local conditions and restrictions likely to affect the execution of the Works.
- Arrangements for visit: the site has existing open access.

A13 DESCRIPTION OF THE WORK

120 THE WORKS

- Description: restoration and repair of bandstand structure.

130 WORK BY OTHERS CONCURRENT WITH THE CONTRACT

- Description: paving and seating works are also planned for the space surrounding the bandstand, the exact timing is to be agreed but will be coordinated with the refurbishment as required.

140 COMPLETION WORK BY OTHERS

- Description: None.

A20 JCT MINOR WORK BUILDING CONTRACT (MW)

JCT MINOR WORKS BUILDING CONTRACT

- The Contract: JCT Minor Works Building Contract 2016 Edition.
- Requirement: Allow for the obligations, liabilities and services described.

THE RECITALS

First - THE WORKS AND THE CONTRACT ADMINISTRATOR

- The work comprises: Refurbishment and repair of existing remains of bandstand structure and replacement of missing elements.
- Architect/ Contract Administrator: See clause A10/140.

Second - CONTRACT DOCUMENTS

- Contract drawings: As listed in clause A11/120.
Contract documents: The following have been prepared which show and describe the work to be done a specification and a schedule of works.

Third - PRICED DOCUMENTS

- Documents to be priced or provided by the Contractor: Preliminaries and Schedule of Works.

THE ARTICLES

3 - ARCHITECT/ CONTRACT ADMINISTRATOR

- Architect/ Contract Administrator: See clause A10/140.

4 and 5 - PRINCIPAL DESIGNER/ PRINCIPAL CONTRACTOR

- Principal Designer: See clause A10/150.
- Principal Contractor: See clause A10/130.

CONTRACT PARTICULARS

Fourth Recital and Schedule 2 - BASE DATE

- Base date: 10 days before date of tender.

Fourth Recital and clause 4.2 - CONSTRUCTION INDUSTRY SCHEME (CIS)

- Employer at the Base Date is a 'contractor' for the purposes of the CIS.

Fifth Recital - CDM REGULATIONS

- The project is not notifiable.

Sixth Recital - FRAMEWORK AGREEMENT

- Framework agreement: Does not apply.
- Details:
 - Date: Not applicable.
 - Title: Not applicable.
 - Parties: Not applicable.

Seventh Recital and Schedule 3 - SUPPLEMENTAL PROVISIONS

- Collaborative working: Supplemental Provision 1 applies.
 - Health and safety: Supplemental Provision 2 applies.
 - Cost savings and value improvements: Supplemental Provision 3 applies.
 - Sustainable development and environmental considerations: Supplemental Provision 4 applies.
 - Performance indicators and monitoring: Supplemental Provision 5 does not apply.
 - Notification and negotiation of disputes: Supplemental Provision 6 applies. Where Supplemental Provision 6 applies, the respective nominees of the parties are:
 - Employer's nominee: Viivienne Berry.
 - Contractor's nominee: _____.
- Or such replacement as each party may notify to the other from time to time.

Article 7 - ARBITRATION

- Article 7 and Schedule 1 apply.

Clause 2.3 - COMMENCEMENT AND COMPLETION

- Works Commencement date: 28 January 2019.
- Date for Completion: 22 March 2019.

Clause 2.8 - LIQUIDATED DAMAGES

- At the rate of £166.00 per calendar day.

Clause 2.10 - RECTIFICATION PERIOD

- Period: 12 months from the date of practical completion.

Clause 4.3 - INTERIM PAYMENTS

- Interim Valuation Dates:
 - The first Interim Valuation Date is: 18 February 2019.
 - Thereafter at intervals of: at completion.
- Payments due prior to practical completion:
 - Percentage of total value of the work etc.: 95%.
- Payments becoming due on or after practical completion:
 - Percentage of the total amount to be paid: 97½ per cent.

Clause 4.3 and 4.8 - FLUCTUATIONS PROVISION

- The following fluctuations provision applies: No fluctuations provision applies.
- Where Schedule 2 applies, the percentage addition (paragraph 13) is not applicable.

Clause 4.8.1 - SUPPLY OF DOCUMENTATION FOR COMPUTATION OF AMOUNT TO BE FINALLY CERTIFIED

- Period: Three months from the date of practical completion.

Clause 5.3 - CONTRACTOR'S PUBLIC LIABILITY INSURANCE - INJURY TO PERSONS OR PROPERTY

- The required level of cover for any one occurrence or series of occurrences arising out of one event:
 - Not less than: £10,000,000.

Clauses 5.4A, 5.4B and 5.4C - INSURANCE OF THE WORKS, ETC. - ALTERNATIVE PROVISIONS

- Clause 5.4B applies.
- Where clause 5.4.A or 5.4B applies. percentage to cover professional fees: 15 per cent.
- Where clause 5.4.C applies:
 - insurance arrangements - details of the required policy or policies: not applicable.

Clause 7.2 - ADJUDICATION

- The Adjudicator is: President or vice President of the Royal Institute of British Architects.
- Nominating body: Royal Institute of British Architects.

Schedule 1 paragraph 2.1 - ARBITRATION

- Appointor of Arbitrator (and of any replacement): President or a Vice president of the: Royal Institute of British Architects.

THE CONDITIONS

SECTION 1: DEFINITIONS AND INTERPRETATION

1.4 - RECKONING PERIODS OF DAYS

- Amendments: None.

1.8 - APPLICABLE LAW

- Amendments: None.

SECTION 2: CARRYING OUT THE WORKS

SECTION 3: CONTROL OF THE WORKS

SECTION 4: PAYMENT

SECTION 5: INJURY, DAMAGE AND INSURANCE

SECTION 6: TERMINATION

SECTION 7: SETTLEMENT OF DISPUTES

EXECUTION

- The Contract: Will be executed as a deed.

CONTRACT GUARANTEE BOND

- Contract Guarantee Bond: Not applicable.

A30 TENDERING/ SUBLETTING/ SUPPLY

MAIN CONTRACT TENDERING

- 110 SCOPE
- General: These conditions are supplementary to those stated in the Invitation to Tender and on the form of tender.
- 145 TENDERING PROCEDURE
- General: In accordance with NBS Guide to Tendering for Construction Projects.
 - Errors: Alternative 1 is to apply.
- 160 EXCLUSIONS
- Inability to tender: Immediately inform if any parts of the work as defined in the tender documents cannot be tendered.
 - Relevant parts of the work: Define those parts, stating reasons for the inability to tender.
- 170 ACCEPTANCE OF TENDER
- Acceptance: No guarantee is offered that any tender will be recommended for acceptance or be accepted, or that reasons for non acceptance will be given.
 - Costs: No liability is accepted for any cost incurred in the preparation of any tender.
- 190 PERIOD OF VALIDITY
- Period: After submission or lodgement, keep tender open for consideration (unless previously withdrawn) for not less than 90 days.
 - Date for possession/ commencement: See section A20.

PRICING/ SUBMISSION OF DOCUMENTS

- 210 PRELIMINARIES IN THE SPECIFICATION
- The Preliminaries/ General conditions sections (A10-A56 inclusive) must not be relied on as complying with SMM7/ NRM2.
- 250 PRICED DOCUMENTS
- Alterations: Do not alter or qualify the priced documents without written consent. Tenders containing unauthorised alterations or qualifications may be rejected.
 - Measurements: Where not stated, ascertain from the drawings.
 - Deemed included: Costs relating to items, which are not priced, will be deemed to have been included elsewhere in the tender.
 - Submit: Within one week of request.
- 310 TENDER
- General: Tenders must include for all work shown or described in the tender documents as a whole or clearly apparent as being necessary for the complete and proper execution of the Works.

550 HEALTH AND SAFETY INFORMATION

- Content: Describe the organisation and resources to safeguard the health and safety of operatives, including those of subcontractors, and of any person whom the Works may affect.
- Include:
 - A copy of the contractor's health and safety policy document, including risk assessment procedures.
 - Accident and sickness records for the past five years.
 - Records of previous Health and Safety Executive enforcement action.
 - Records of training and training policy.
 - The number and type of staff responsible for health and safety on this project with details of their qualifications and duties.
- Submit: Within one week of request.

570 OUTLINE CONSTRUCTION PHASE HEALTH AND SAFETY PLAN

- Content: Submit the following information within one week of request:
 - Method statements on how risks from hazards identified in the pre-construction information and other hazards identified by the contractor will be addressed.
 - Details of the management structure and responsibilities.
 - Arrangements for issuing health and safety directions.
 - Procedures for informing other contractors and employees of health and safety hazards.
 - Selection procedures for ensuring competency of other contractors, the self-employed and designers.
 - Procedures for communications between the project team, other contractors and site operatives.
 - Arrangements for cooperation and coordination between contractors.
 - Procedures for carrying out risk assessment and for managing and controlling the risk.
 - Emergency procedures including those for fire prevention and escape.
 - Arrangements for ensuring that all accidents, illness and dangerous occurrences are recorded.
 - Arrangements for welfare facilities.
 - Procedures for ensuring that all persons on site have received relevant health and safety information and training.
 - Arrangements for consulting with and taking the views of people on site.
 - Arrangements for preparing site rules and drawing them to the attention of those affected and ensuring their compliance.
 - Monitoring procedures to ensure compliance with site rules, selection and management procedures, health and safety standards and statutory requirements.
 - Review procedures to obtain feedback.

599 FREEDOM OF INFORMATION

- Records: Retain, make available for inspection and supply on request information reasonably required to allow response to requests made under the provisions of the Freedom of Information Act.
- Determination: Submit requests received. Do not supply information to anyone other than the project participants without express written permission.
- Confidentiality: Maintain at all times.

A31 PROVISION, CONTENT AND USE OF DOCUMENTS

DEFINITIONS AND INTERPRETATIONS

- 110 **DEFINITIONS**
- Meaning: Terms, derived terms and synonyms used in the preliminaries/ general conditions and specification are as stated therein or in the appropriate British Standard or British Standard glossary.
- 120 **COMMUNICATION**
- Definition: Includes advise, inform, submit, give notice, instruct, agree, confirm, seek or obtain information, consent or instructions, or make arrangements.
 - Format: In writing to the person named in clause A10/140 unless specified otherwise.
 - Response: Do not proceed until response has been received.
- 130 **PRODUCTS**
- Definition: Materials, both manufactured and naturally occurring, and goods, including components, equipment and accessories, intended for the permanent incorporation in the Works.
 - Includes: Goods, plant, materials, site materials and things for incorporation into the Works.
- 135 **SITE EQUIPMENT**
- Definition: All appliances or things of whatsoever nature required in or about the construction for completion of the Works but not materials or other things intended to form or forming part of the Permanent Works.
 - Includes: Construction appliances, vehicles, consumables, tools, temporary works, scaffolding, cabins and other site facilities.
- 140 **DRAWINGS**
- Definitions: To BSRIA BG 6 A design framework for building services. Design activities and drawing definitions.
 - CAD data: In accordance with BS 1192.
- 145 **CONTRACTOR'S CHOICE**
- Meaning: Selection delegated to the Contractor, but liability to remain with the specifier.
- 155 **SUBMIT PROPOSALS**
- Meaning: Submit information in response to specified requirements.

160 TERMS USED IN SPECIFICATION

- Remove: Disconnect, dismantle as necessary and take out the designated products or work and associated accessories, fixings, supports, linings and bedding materials. Dispose of unwanted materials. Excludes taking out and disposing of associated pipework, wiring, ductwork or other services.
- Fix: Receive, unload, handle, store, protect, place and fasten in position and disposal of waste and surplus packaging including all labour, materials and site equipment for that purpose.
- Supply and fix: As above, but including supply of products to be fixed. All products to be supplied and fixed unless stated otherwise.
- Keep for reuse: Do not damage designated products or work. Clean off bedding and jointing materials. Stack neatly, adequately protect and store until required by the Employer/ Purchaser or for use in the Works as instructed.
- Make good: Execute local remedial work to designated work. Make secure, sound and neat. Excludes redecoration and/ or replacement.
- Replace: Supply and fix new products matching those removed. Execute work to match original new state of that removed.
- Repair: Execute remedial work to designated products. Make secure, sound and neat. Excludes redecoration and/ or replacement.
- Refix: Fix removed products.
- Ease: Adjust moving parts of designated products or work to achieve free movement and good fit in open and closed positions.
- Match existing: Provide products and work of the same appearance and features as the original, excluding ageing and weathering. Make joints between existing and new work as inconspicuous as possible.
- System: Equipment, accessories, controls, supports and ancillary items, including installation, necessary for that section of the work to function.

170 MANUFACTURER AND PRODUCT REFERENCE

- Definition: When used in this combination:
 - Manufacturer: The firm under whose name the particular product is marketed.
 - Product reference: The proprietary brand name and/ or reference by which the particular product is identified.
- Currency: References are to the particular product as specified in the manufacturer's technical literature current on the date of the invitation to tender.

200 SUBSTITUTION OF PRODUCTS

- Products: If an alternative product to that specified is proposed, obtain approval before ordering the product.
- Reasons: Submit reasons for the proposed substitution.
- Documentation: Submit relevant information, including:
 - manufacturer and product reference;
 - cost;
 - availability;
 - relevant standards;
 - performance;
 - function;
 - compatibility of accessories;
 - proposed revisions to drawings and specification;
 - compatibility with adjacent work;
 - appearance;
 - copy of warranty/ guarantee.
- Alterations to adjacent work: If needed, advise scope, nature and cost.
- Manufacturers' guarantees: If substitution is accepted, submit before ordering products.

210 CROSS REFERENCES

- Accuracy: Check remainder of the annotation or item description against the terminology used in the section or clause referred to.
- Related terminology: Where a numerical cross-reference is not given the relevant sections and clauses of the specification will apply.
- Relevant clauses: Clauses in the referred to specification section dealing with general matters, ancillary products and execution also apply.
- Discrepancy or ambiguity: Before proceeding, obtain clarification or instructions.

220 REFERENCED DOCUMENTS

- Conflicts: Specification prevails over referenced documents.

230 EQUIVALENT PRODUCTS

- Inadvertent omission: Wherever products are specified by proprietary name the phrase 'or equivalent' is to be deemed included.

240 SUBSTITUTION OF STANDARDS

- Specification to British Standard or European Standard: Substitution may be proposed complying with a grade or category within a national standard of another Member State of the European Community or an international standard recognised in the UK.
- Before ordering: Submit notification of all such substitutions.
- Documentary evidence: Submit for verification when requested as detailed in clause A31/200. Any submitted foreign language documents must be accompanied by certified translations into English.

250 CURRENCY OF DOCUMENTS AND INFORMATION

- Currency: References to published documents are to the editions, including amendments and revisions, current on the date of the Invitation to Tender.

260 SIZES

- General dimensions: Products are specified by their co-ordinating sizes.
- Timber: Cross section dimensions shown on drawings are:
 - Target sizes as defined in BS EN 336 for structural softwood and hardwood sections.
 - Finished sizes for non-structural softwood or hardwood sawn and further processed sections.

DOCUMENTS PROVIDED ON BEHALF OF THE EMPLOYER

410 ADDITIONAL COPIES OF DRAWINGS/ DOCUMENTS

- Additional copies: Issued free of charge.

440 DIMENSIONS

- Scaled dimensions: Do not rely on.

450 MEASURED QUANTITIES

- Ordering products and constructing the Works: The accuracy and sufficiency of the measured quantities is not guaranteed.
- Precedence: The specification and drawings shall override the measured quantities.

460 THE SPECIFICATION

- Coordination: All sections must be read in conjunction with Main Contract Preliminaries/ General conditions.

DOCUMENTS PROVIDED BY CONTRACTOR/ SUBCONTRACTORS/ SUPPLIERS

630 TECHNICAL LITERATURE

- Information: Keep on site for reference by all supervisory personnel:
 - Manufacturers' current literature relating to all products to be used in the Works.
 - Relevant British, EN or ISO Standards.

640 MAINTENANCE INSTRUCTIONS AND GUARANTEES

- Components and equipment: Obtain or retain copies, register with manufacturer and hand over on or before completion of the Works.
- Information location: In Building Manual.
- Emergency call out services: Provide telephone numbers for use after completion. Extent of cover: twenty four hours seven days a week.

A32 MANAGEMENT OF THE WORKS

GENERALLY

110 SUPERVISION

- General: Accept responsibility for coordination, supervision and administration of the Works, including subcontracts.
- Coordination: Arrange and monitor a programme with each subcontractor, supplier, local authority and statutory undertaker, and obtain and supply information as necessary for coordination of the work.

120 INSURANCE

- Documentary evidence: Before starting work on site submit details, and/ or policies and receipts for the insurances required by the Conditions of Contract.

130 INSURANCE CLAIMS

- Notice: If any event occurs which may give rise to any claim or proceeding in respect of loss or damage to the Works or injury or damage to persons or property arising out of the Works, immediately give notice to the Employer, the person named in clause A10/140 and the Insurers.
- Failure to notify: Indemnify the Employer against any loss, which may be caused by failure to give such notice.

140 CLIMATIC CONDITIONS

- Information: Record accurately and retain:
 - Daily maximum and minimum air temperatures (including overnight).
 - Delays due to adverse weather, including description of the weather, types of work affected and number of hours lost.

150 OWNERSHIP

- Alteration/ clearance work: Materials arising become the property of the Contractor except where otherwise stated. Remove from site as work proceeds.

PROGRAMME/ PROGRESS

210 PROGRAMME

- Master programme: Immediately when requested and before starting work on site submit in an approved form a master programme for the Works, which must include details of:
 - Planning and mobilisation by the Contractor
 - Subcontractor's work.
 - Running in, adjustment, commissioning and testing of all engineering services and installations.
 - Work resulting from instructions issued in regard to the expenditure of provisional sums.
 - Work by others concurrent with the Contract.
- Submit two copies.

245 START OF WORK ON SITE

- Notice: Before the proposed date for start of work on site give minimum notice of one week.

250 MONITORING

- Progress: Record on a copy of the programme kept on site.
- Avoiding delays: If any circumstances arise which may affect the progress of the Works submit proposals or take other action as appropriate to minimize any delay and to recover any lost time.
- Key Performance Indicators:
 - Details: Time, cost and quality.
 - Record progress against each of the KPIs. If performance against KPI falls short of target, submit proposals for remediation.

260 SITE MEETINGS

- General: Site meetings will be held to review progress and other matters arising from administration of the Contract.
- Frequency: Every three weeks.
- Location: At site.
- Accommodation: Ensure availability at the time of such meetings.
- Attendees: Attend meetings and inform subcontractors and suppliers when their presence is required.
- Chairperson (who will also take and distribute minutes): Contract Administrator.

280 PHOTOGRAPHS

- Number of locations: 12.
- Frequency of intervals: Monthly.
- Image format: digital.
- Number of images from each location: two.
- Other requirements: None

290 NOTICE OF COMPLETION

- Requirement: Give notice of the anticipated dates of completion of the whole or parts of the Works.
- Associated works: Ensure necessary access, services and facilities are complete.
- Period of notice (minimum): Two weeks.

310 EXTENSIONS OF TIME

- Notice: When a notice of the cause of any delay or likely delay in the progress of the works is given under the contract, written notice must also be given of all other causes which apply concurrently.
- Details: As soon as possible submit:
 - Relevant particulars of the expected effects, if appropriate, related to the concurrent causes.
 - An estimate of the extent, if any, of the expected delay in the completion of the Works beyond the date for completion.
 - All other relevant information required.

CONTROL OF COST

420 REMOVAL/ REPLACEMENT OF EXISTING WORK

- Extent and location: Agree before commencement.
- Execution: Carry out in ways that minimize the extent of work.

430 PROPOSED INSTRUCTIONS

- Estimates: If a proposed instruction requests an estimate of cost, submit without delay and in any case within seven days.

440 MEASUREMENT

- Covered work: Give notice before covering work required to be measured.

470 PRODUCTS NOT INCORPORATED INTO THE WORKS

- Ownership: At the time of each valuation, supply details of those products not incorporated into the Works which are subject to any reservation of title inconsistent with passing of property as required by the Conditions of Contract, together with their respective values.
- Evidence: When requested, provide evidence of freedom of reservation of title.

A33 QUALITY STANDARDS/ CONTROL

STANDARDS OF PRODUCTS AND EXECUTIONS

110 INCOMPLETE DOCUMENTATION

- General: Where and to the extent that products or work are not fully documented, they are to be:
 - Of a kind and standard appropriate to the nature and character of that part of the Works where they will be used.
 - Suitable for the purposes stated or reasonably to be inferred from the project documents. Contract documents: Omissions or errors in description and/ or quantity shall not vitiate the Contract nor release the Contractor from any obligations or liabilities under the Contract.

120 WORKMANSHIP SKILLS

- Operatives: Appropriately skilled and experienced for the type and quality of work.
- Registration: With Construction Skills Certification Scheme.
- Evidence: Operatives must produce evidence of skills/ qualifications when requested.

130 QUALITY OF PRODUCTS

- Generally: New. (Proposals for recycled products may be considered).
- Supply of each product: From the same source or manufacturer.
- Whole quantity of each product required to complete the Works: Consistent kind, size, quality and overall appearance.
- Tolerances: Where critical, measure a sufficient quantity to determine compliance.
- Deterioration: Prevent. Order in suitable quantities to a programme and use in appropriate sequence.

135 QUALITY OF EXECUTION

- Generally: Fix, apply, install or lay products securely, accurately, plumb, neatly and in alignment.
- Colour batching: Do not use different colour batches where they can be seen together.
- Dimensions: Check on-site dimensions.
- Finished work: Without defects, e.g. not damaged, disfigured, dirty, faulty, or out of tolerance.
- Location and fixing of products: Adjust joints open to view so they are even and regular.

140 COMPLIANCE

- Compliance with proprietary specifications: Retain on site evidence that the proprietary product specified has been supplied.
- Compliance with performance specifications: Submit evidence of compliance, including test reports indicating:
 - Properties tested.
 - Pass/ fail criteria.
 - Test methods and procedures.
 - Test results.
 - Identity of testing agency.
 - Test dates and times.
 - Identities of witnesses.
 - Analysis of results.

150 **INSPECTIONS**

- Products and executions: Inspection or any other action must not be taken as approval unless confirmed in writing referring to:
 - Date of inspection.
 - Part of the work inspected.
 - Respects or characteristics which are approved.
 - Extent and purpose of the approval.
 - Any associated conditions.

160 **RELATED WORK**

- Details: Provide all trades with necessary details of related types of work. Before starting each new type or section of work ensure previous related work is:
 - Appropriately complete.
 - In accordance with the project documents.
 - To a suitable standard.
 - In a suitable condition to receive the new work.
- Preparatory work: Ensure all necessary preparatory work has been carried out.

170 **MANUFACTURER'S RECOMMENDATIONS/ INSTRUCTIONS**

- General: Comply with manufacturer's printed recommendations and instructions current on the date of the Invitation to tender.
- Changes to recommendations or instructions: Submit details.
- Ancillary products and accessories: Use those supplied or recommended by main product manufacturer.
- Agrément certified products: Comply with limitations, recommendations and requirements of relevant valid certificates.

180 **WATER FOR THE WORKS**

- Mains supply: Clean and uncontaminated.
- Other: Do not use until:
 - Evidence of suitability is provided.
 - Tested to BS EN 1008 if instructed.

SAMPLES/ APPROVALS

210 **SAMPLES**

- Products or executions: Comply with all other specification requirements and in respect of the stated or implied characteristics either:
 - To an express approval.
 - To match a sample expressly approved as a standard for the purpose.

220 **APPROVAL OF PRODUCTS**

- Submissions, samples, inspections and tests: Undertake or arrange to suit the Works programme.
- Approval: Relates to a sample of the product and not to the product as used in the Works. Do not confirm orders or use the product until approval of the sample has been obtained.
- Complying sample: Retain in good, clean condition on site. Remove when no longer required.

230 APPROVAL OF EXECUTION

- Submissions, samples, inspections and tests: Undertake or arrange to suit the Works programme.
- Approval: Relates to the stated characteristics of the sample. (If approval of the finished work as a whole is required this is specified separately). Do not conceal, or proceed with affected work until compliance with requirements is confirmed.
- Complying sample: Retain in good, clean condition on site. Remove when no longer required.

ACCURACY/ SETTING OUT GENERALLY

320 SETTING OUT

- General: Submit details of methods and equipment to be used in setting out the Works.
- Levels and dimensions: Check and record the results on a copy of drawings. Notify discrepancies and obtain instructions before proceeding.
- Inform: When complete and before commencing construction.

330 APPEARANCE AND FIT

- Tolerances and dimensions: If likely to be critical to execution or difficult to achieve, as early as possible either:
 - Submit proposals; or
 - Arrange for inspection of appearance of relevant aspects of partially finished work.
- General tolerances (maximum): To BS 5606, tables 1 and 2.

360 RECORD DRAWINGS

- Site setting out drawing: Record details of all grid lines, setting-out stations, benchmarks and profiles. Retain on site throughout the contract and hand over on completion.

SERVICES GENERALLY

410 SERVICES REGULATIONS

- New or existing services: Comply with the Byelaws or Regulations of the relevant Statutory Authority.

420 WATER REGULATIONS/ BYELAWS NOTIFICATION

- Requirements: Notify Water Undertaker of any work carried out to or which affects new or existing services and submit any required plans, diagrams and details.
- Consent: Allow adequate time to receive Undertaker's consent before starting work. Inform immediately if consent is withheld or is granted subject to significant conditions.

430 WATER REGULATIONS/ BYELAWS CONTRACTOR'S CERTIFICATE

- On completion of the work: Submit (copy where also required to the Water Undertaker) a certificate including:
 - The address of the premises.
 - A brief description of the new installation and/ or work carried out to an existing installation.
 - The Contractor's name and address.
 - A statement that the installation complies with the relevant Water Regulations or Byelaws.
 - The name and signature of the individual responsible for checking compliance.
 - The date on which the installation was checked.

435 ELECTRICAL INSTALLATION CERTIFICATE

- Submit: When relevant electrical work is completed.
- Original certificate: To be lodged in the Building Manual.

445 SERVICE RUNS

- General: Provide adequate space and support for services, including unobstructed routes and fixings.
- Ducts, chases and holes: Form during construction rather than cut.
- Coordination with other works: Submit details of locations, types/ methods of fixing of services to fabric and identification of runs and fittings.

450 MECHANICAL AND ELECTRICAL SERVICES

- Final tests and commissioning: Carry out so that services are in full working order at completion of the Works.
- Building Regulations notice: Copy to be lodged in the Building Manual.

SUPERVISION/ INSPECTION/ DEFECTIVE WORK

525 ACCESS

- Extent: Provide at all reasonable times access to the Works and to other places of the Contractor or subcontractors where work is being prepared for the Contract.
- Designate: Contract Administrator.

530 OVERTIME WORKING

- Notice: Prior to overtime being worked, submit details of times, types and locations of work to be done.
 - Minimum period of notice: One week.
- Concealed work: If executed during overtime for which notice has not been given, it may be required to be opened up for inspection and reinstated at the Contractor's expense.

540 DEFECTS IN EXISTING WORK

- Undocumented defects: When discovered, immediately give notice. Do not proceed with affected related work until response has been received.
- Documented remedial work: Do not execute work which may:
 - Hinder access to defective products or work; or
 - Be rendered abortive by remedial work.

560 TESTS AND INSPECTIONS

- Timing: Agree and record dates and times of tests and inspections to enable all affected parties to be represented.
- Confirmation: One working day prior to each such test or inspection. If sample or test is not ready, agree a new date and time.
- Records: Submit a copy of test certificates and retain copies on site.

610 DEFECTIVE PRODUCTS/ EXECUTIONS

- Proposals: Immediately any work or product is known, or appears, to be not in accordance with the Contract, submit proposals for opening up, inspection, testing, making good, adjustment of the Contract Sum, or removal and re-execution.
- Acceptability: Such proposals may be unacceptable and contrary instructions may be issued.

WORK AT OR AFTER COMPLETION

710 WORK BEFORE COMPLETION

- General: Make good all damage consequent upon the Works.
Temporary markings, coverings and protective wrappings: Remove unless otherwise instructed.
- Cleaning: Clean the Works thoroughly inside and out, including all accessible ducts and voids. Remove all splashes, deposits, efflorescence, rubbish and surplus materials.
- Cleaning materials and methods: As recommended by manufacturers of products being cleaned, and must not damage or disfigure other materials or construction.
- COSHH dated data sheets: Obtain for all materials used for cleaning and ensure they are used only as recommended by their manufacturers.
- Minor faults: Touch up in newly painted work, carefully matching colour and brushing out edges. Repaint badly marked areas back to suitable breaks or junctions.
- Moving parts of new work: Adjust, ease and lubricate as necessary to ensure easy and efficient operation, including doors, windows, drawers, ironmongery, appliances, valves and controls.

720 SECURITY AT COMPLETION

- General: Leave the Works secure with, where appropriate, all accesses closed and locked.
- Keys: Account for and adequately label all keys and hand over to Employer with itemized schedule, retaining duplicate schedule signed by Employer as a receipt.

730 MAKING GOOD DEFECTS

- Remedial work: Arrange access with Contract Administrator.
- Rectification: Give reasonable notice for access to the various parts of the Works.
- Completion: Notify when remedial works have been completed.

A34 SECURITY/ SAFETY/ PROTECTION

SECURITY, HEALTH AND SAFETY

120 EXECUTION HAZARDS

- Common hazards: Not listed. Control by good management and site practice.
- Significant hazards: The design of the project includes the following:
 - Hazard: potential for unprotected buried cables.
 - Precautions assumed: use of scanning equipment and careful hand digging as appropriate.
 - Specification reference: NA.
 - Drawing reference: NA.

130 PRODUCT HAZARDS

- Hazardous substances: Site personnel levels must not exceed occupational exposure standards and maximum exposure limits stated in the current version of HSE document EH40: Workplace Exposure Limits.
- Common hazards: Not listed. Control by good management and site practice.
- Significant hazards: Specified construction materials include the following:
 - Hazard: none.
 - Material: none.
 - Specification reference: NA.

140 CONSTRUCTION PHASE HEALTH AND SAFETY PLAN

- Submission: Present to the Employer/ Client no later than two weeks before commencement of the works.
- Confirmation: Do not start construction work until the Employer has confirmed in writing that the Construction Phase Health and Safety Plan includes the procedures and arrangements required by the CDM Regulations.
- Content: Develop the plan from and draw on the Outline Construction Phase Health and Safety Plan, clause A30/570, and the Pre-tender Health and Safety Plan/ Preconstruction information.

150 SECURITY

- Protection: Safeguard the site, the Works, products, materials, and any existing buildings affected by the Works from damage and theft.
- Access: Take all reasonable precautions to prevent unauthorized access to the site, the Works and adjoining property.
- Special requirements: The contractor is to provide block and mesh fencing to secure the site during the works to prevent public access.

160 STABILITY

- Responsibility: Maintain the stability and structural integrity of the Works and adjacent structures during the Contract.
- Design loads: Obtain details, support as necessary and prevent overloading.

PROTECT AGAINST THE FOLLOWING

330 NOISE AND VIBRATION

- Standard: Comply with the recommendations of BS 5228-1, in particular clause 7.3, to minimize noise levels during the execution of the Works.
- Noise levels from the Works: Maximum level: exposure from the Works shall not exceed a daily or weekly personal noise exposure of: 80 dB(A) when measured from the site boundary.
- Equipment: Fit compressors, percussion tools and vehicles with effective silencers of a type recommended by manufacturers of the compressors, tools or vehicles.
- Restrictions: Do not use:
 - Percussion tools and other noisy appliances without consent during the hours of operation of the site.
 - Radios or other audio equipment or permit employees to use in ways or at times that may cause nuisance.

340 POLLUTION

- Prevention: Protect the site, the Works and the general environment including the atmosphere, land, streams and waterways against pollution.
- Contamination: If pollution occurs inform immediately, including to the appropriate Authorities and provide relevant information.

350 PESTICIDES

- Use: Not permitted.

360 NUISANCE

- Duty: Prevent nuisance from smoke, dust, rubbish, vermin and other causes.
- Surface water: Prevent hazardous build-up on site, in excavations and to surrounding areas and roads.

370 ASBESTOS CONTAINING MATERIALS

- Duty: Report immediately any suspected materials discovered during execution of the Works.
 - Do not disturb.
 - Agree methods for safe removal or encapsulation.

371 DANGEROUS OR HAZARDOUS SUBSTANCES

- Duty: Report immediately suspected materials discovered during execution of the Works.
 - Do not disturb.
 - Agree methods for safe removal or remediation.

375 ANTIQUITIES

- Duty: Report immediately any fossils, antiquities and other objects of interest or value discovered during execution of the Works.
- Preservation: Keep objects in the exact position and condition in which they were found.
- Special requirements: none.

380 FIRE PREVENTION

- Duty: Prevent personal injury or death, and damage to the Works or other property from fire.
- Standard: Comply with Joint Code of Practice 'Fire Prevention on Construction Sites', published by Construction Industry Publications and The Fire Protection Association (The 'Joint Fire Code').

- 390 **SMOKING ON SITE**
- Smoking on site: Not permitted.
- 400 **BURNING ON SITE**
- Burning on site: Not permitted.
- 430 **WASTE**
- Includes: Rubbish, debris, spoil, surplus material, containers and packaging.
 - General: Minimize production. Prevent accumulations. Keep the site and Works clean and tidy.
 - Handling: Collect and store in suitable containers. Remove frequently and dispose off site in a safe and competent manner:
 - Non-hazardous material: In a manner approved by the Waste Regulation Authority.
 - Hazardous material: As directed by the Waste Regulation Authority and in accordance with relevant regulations.
 - Recyclable material: Sort and dispose at a Materials Recycling Facility approved by the Waste Regulation Authority.
 - Voids and cavities in the construction: Remove rubbish, dirt and residues before closing in.
 - Waste transfer documentation: Retain on site.
- 470 **INVASIVE SPECIES**
- General: Prevent the spread of species (e.g. plants or animals) that may adversely affect the site or Works economically, environmentally or ecologically.
 - Special precautions: none.
 - Duty: Report immediately any suspected invasive species discovered during execution of the Works.
 - Do not disturb.
 - Agree methods for safe eradication or removal.

PROTECT THE FOLLOWING

- 510 **EXISTING SERVICES**
- Confirmation: Notify all service authorities, statutory undertakers and/ or adjacent owners of proposed works not less than one week before commencing site operations.
 - Identification: Before starting work, check and mark positions of utilities/ services. Where positions are not shown on drawings obtain relevant details from service authorities, statutory undertakers or other owners.
 - Work adjacent to services:
 - Comply with service authority's/ statutory undertaker's recommendations.
 - Adequately protect, and prevent damage to services: Do not interfere with their operation without consent of service authorities/ statutory undertakers or other owners.
 - Identifying services:
 - Below ground: Use signboards, giving type and depth;
 - Overhead: Use headroom markers.
 - Damage to services: If any results from execution of the Works:
 - Immediately give notice and notify appropriate service authority/ statutory undertaker.
 - Make arrangements for the work to be made good without delay to the satisfaction of service authority/ statutory undertaker or other owner as appropriate.
 - Any measures taken to deal with an emergency will not affect the extent of the Contractor's liability.
 - Marker tapes or protective covers: Replace, if disturbed during site operations, to service authority's/ statutory undertakers recommendations.

520 ROADS AND FOOTPATHS

- Duty: Maintain roads and footpaths within and adjacent to the site and keep clear of mud and debris.
- Damage caused by site traffic or otherwise consequent upon the Works: Make good to the satisfaction of the Employer, Local Authority or other owner.

560 EXISTING FEATURES

- Protection: Prevent damage to existing buildings, fences, gates, walls, roads, paved areas and other site features, which are to remain in position during execution of the Works.
- Special requirements: None.

570 EXISTING WORK

- Protection: Prevent damage to existing work, structures or other property during the course of the work.
- Removal: Minimum amount necessary.
- Replacement work: To match existing.

630 EXISTING STRUCTURES

- Duty: Check proposed methods of work for effects on adjacent structures inside and outside the site boundary.
- Supports: During execution of the Works:
 - Provide and maintain all incidental shoring, strutting, needling and other supports as may be necessary to preserve stability of existing structures on the site or adjoining, that may be endangered or affected by the Works.
 - Do not remove until new work is strong enough to support existing structure.
 - Prevent overstressing of completed work when removing supports.
- Adjacent structures: Monitor and immediately report excessive movement.
- Standard: Comply with BS 5975 and BS EN 12812.

A35 SPECIFIC LIMITATIONS ON METHOD/ SEQUENCE/ TIMING

130 METHOD/ SEQUENCE OF WORK

- Specific Limitations: Include the following in the programme:
 - a joint programme with the contractor for the paving and seating works to be agreed.

160 USE OR DISPOSAL OF MATERIALS

- Specific limitations: comply with a all current legal requirements.

170 WORKING HOURS

- Specific limitations: no weekend or vening working without permission.

A36 FACILITIES/ TEMPORARY WORK/ SERVICES

GENERALLY

110 SPOIL HEAPS, TEMPORARY WORKS AND SERVICES

- Location: Give notice and details of intended siting.
- Maintenance: Alter, adapt and move as necessary. Remove when no longer required and make good.

ACCOMMODATION

230 TEMPORARY ACCOMMODATION

- Proposals for temporary accommodation and storage for the Works: Submit two weeks prior to starting on site.
- Details to be included: Type of accommodation and storage, its siting and the programme for site installation and removal.

TEMPORARY WORKS

340 NAME BOARDS/ ADVERTISEMENTS

- General: Obtain approval, including statutory consents, and provide a temporary name board displaying:
 - Title of project: Swanage Bandstand Restoration.
 - Name of Employer: Swanage Town Council.
 - Names of Consultants: Dorset County Council.
 - Names of Contractor and Subcontractors: To be confirmed.
 - Special requirements: A brief description of the works being carried out.

SERVICES AND FACILITIES

420 LIGHTING AND POWER

- Supply: Electricity from the Employer's mains may be used for the Works as follows:
 - Metering: Free of charge.
 - Point of supply: existing supply box.
 - Available capacity: 100 amps.
 - Frequency: 50 Hz.
 - Phase: single.
 - Current: Alternating.
- Continuity: The Employer will not be responsible for the consequences of failure or restriction in supply.

430 WATER

- Supply: The Employer's mains may be used for the Works as follows:
 - Metering: Free of charge.
 - Source: nearest Town Council supply is on Shore Road.
 - Location of supply point: toilets Shore Road.
 - Conditions/ Restrictions: To be agreed.
- Continuity: The Employer will not be responsible for the consequences of failure or restriction in supply.

440 TELEPHONES

- Direct communication: As soon as practicable after the Date of Possession provide the Contractor's person in charge with a mobile telephone.

550 THERMOMETERS

- General: Provide on site and maintain in accurate condition a maximum and minimum thermometer for measuring atmospheric shade temperature, in an approved location.

A37 OPERATION/ MAINTENANCE OF THE FINISHED WORKS

GENERALLY

115 THE HEALTH AND SAFETY FILE

- Responsibility: the contractor.
- Content: Obtain and provide the following information: as built drawings.
- Format: one hard copy & one pdf format
- Delivery to: Contract Administrator By (date): One week prior to practical completion.

A40 CONTRACTOR'S GENERAL COST ITEMS: MANAGEMENT AND STAFF

- 110 MANAGEMENT AND STAFF
 - Cost significant items: Site supervision.

A41 CONTRACTOR'S GENERAL COST ITEMS: SITE ACCOMMODATION

110 SITE ACCOMMODATION

- Details: Site accommodation required or made/ not made available by the Employer: See section A36.
- Cost significant items: Provision of storage and welfare facilities..

A43 CONTRACTOR'S GENERAL COST ITEMS: MECHANICAL PLANT

110 MECHANICAL PLANT

- Cost significant items: Contractors choice.

A44 CONTRACTOR'S GENERAL COST ITEMS: TEMPORARY WORKS

110 TEMPORARY WORKS

- Details: Temporary works required or made/ not made available by the Employer: See section A36.
- Cost significant items: site security temporary fencing.

A54 PROVISIONAL WORK/ ITEMS

110A PROVISIONAL SUMS FOR DEFINED WORK

- All provisional sums are highlighted in the schedule of works

210A PROVISIONAL SUMS FOR UNDEFINED WORK

- All provisional sums are highlighted in the schedule of works

590 CONTINGENCIES

- Provisional sum: Include: £10,000.

PROJECT: BANDSTAND REFURBISHMENT

LOCATION: SWANAGE RECREATION GROUND, HORSECLIFFE LANE, SWANAGE, BH19 1DW

SECTION

- 2 Condition Report & Specification
See separate document prepared by Lost Art Ltd.

PROJECT: BANDSTAND REFURBISHMENT

LOCATION: SWANAGE RECREATION GROUND, HORSECLIFFE LANE, SWANAGE, BH19 1DW

SECTION

3 Preambles

Table of Contents

Title		Page
B	Complete buildings/ structures/ units	2
B50	General structural requirements	4
B91	Buildings in the landscape	7
G	Structural/Carcassing metal/timber	10
G20	Carpentry/ timber framing/ first fixing	12
H	Cladding/Covering	14
H74	Zinc strip/ sheet coverings/ flashings	16
M	Surface finishes	18
M60	Painting/ clear finishing	20
R	Disposal systems	22
R10	Rainwater drainage systems	24

B

Complete buildings/ structures/ units

B50

General structural requirements

B50 General structural requirements

To be read with Preliminaries/General conditions.

GENERAL

120 STRUCTURAL WORK

- Designated codes of practice: British Standards.
- Design working life: 25 years.
- Completed structure generally: To comply with the requirements of the designated codes of practice and the standards referenced therein. Deflections and other structural movements at serviceability limit state to be compatible with requirements of the building fabric, movement joints and weathertightness.
- Special requirements: None.

130 CONTRACTOR'S DESIGN

- Engineer responsible for overall stability of structure: Submit proposal, including details of qualifications and experience.
- Design supervision/ checking level: Person who has prepared the design.
- Design requirements: None additional.
- Design quality control: Submit proposals.
- Maintenance: Make provision for and submit details of requirements to ensure the safety and serviceability of the structure, including:
 - Critical parts that should be regularly inspected, with recommendations for the frequency of inspection.
 - Elements susceptible to corrosion, mechanical wear or fatigue that may need to be reconstructed or replaced during the design working life of the structure.
 - Means of safe access for maintenance and repair.

PERFORMANCE

320 LOADS/ ACTIONS

- Generally: Specified loads/ actions are characteristic values unless otherwise described.

430 SNOW LOADS - CONTRACTOR DETERMINED

- Standard: To BS EN 1991-1-3.
- Features affecting loads: None in addition to those shown on drawings.

440 ICE LOADS/ ACTIONS

- Standard: To BS EN 1993-3-1.

470 WIND LOADS/ ACTIONS - CONTRACTOR DETERMINED BANDSTAND.

- Standard: To BS EN 1991-1-4.
 - Factors and coefficients: Appropriate to location, exposure, altitude, building shape and size, and taking account of existing and known future adjacent and/ or attached buildings.
- Shelter from upwind obstacles: As Standard.
- Normal design condition of doors and windows: n/a.
- Features affecting loads: coastal location.
- Special requirements: None.

EXECUTION

705 CONNECTIONS AND ANCHORAGES

- End and edge distances and spacing (minimum): Unless otherwise specified or detailed, as required by the designated code of practice for fixings/ anchorages carrying maximum load.
- Report locations where:
 - Type and number of fixings cannot be accommodated.
 - Size or position of members prevents correct positioning.

740 CONDITION SURVEY OF EXISTING BUILDINGS AND STRUCTURES

- Application: Bandstand.
- Before starting work: Survey structure. Record and take photographs of damaged or defective areas.
 - Items to be recorded: Location, extent and magnitude of cracks, spalling, indications of movement, previous repairs, modifications and other irregularities of the fabric.
 - Additional investigations: None.
- Information supplied: Condition Report by Lost Art Ltd dated January 2018. Give notice of areas of variance.
- Report: Submit for comment.
 - Include recommendations: For repair or monitoring of defects that could adversely affect structural adequacy of facade while temporally supported.

B91

Buildings in the landscape

B91 Buildings in the landscape

To be read with Preliminaries/ General conditions.

SYSTEM OUTLINE

- 110 DESIGNED/ BESPOKE SMALL BUILDINGS/ STRUCTURES BANDSTAND RESTORATION
- Dimensions: As existing.
 - Flooring/ Decking: As existing.
 - Frame: Cast iron and Structural softwood, as section G20.
 - Panels: As existing.
 - Roof: Zinc as Section H74.
 - Method of fixing to ground or base: As existing.
 - Services requirements: Rainwater drainage systems, as section R10 and External lighting, by others.

SYSTEM PERFORMANCE

- 215 CONTRACTOR'S DESIGN
- Design responsibility: Contractor designed .
 - Including: Fabric and structure, fixings between elements, anchorage to supporting structure and functionality.
 - Structural and fire requirement:
 - Generally: As section B50 or B51.
 - Modifications: None.
 - Design: Complete the design in accordance with the designated code of practice to satisfy specified performance criteria.
 - Functional requirements: Satisfy specified criteria for n/a.
 - Additional requirements: none.
 - Design and production information: As Preliminaries sections.
 - Timing of submissions: At award of contract .

PRODUCTS

- 310 BANDSTAND BANDSTAND REPLACEMENT OF ORIGINAL ELEMENTS
- Manufacturer: to original patterns.
 - Product reference: Macfarlane catalogue.
 - Size: see condition report specification.
 - Frame: see condition report specification.
 - Panels: see condition report specification.
 - Roof covering: Zinc standing seam.
 - Accessibility: No requirement.
 - Accessories/ Special requirements: see condition report specification.
 - Method of fixing to ground or base: As existing.

MATERIALS

435 CAST IRON BANDSTAND

- Standards:
 - Grey cast iron: To BS EN 1561.
 - Malleable cast iron: To BS EN 1562.
 - Spheroidal graphite cast iron: To BS EN 1563.
- Finish: Prepared and primed, as section M60.
 - Colour: colour scheme tba.
- Method of fixing: Submit proposals.
- Additional requirements: see condition report specification.

440 WROUGHT IRON BANSTAND GATES

- Standard: Traditional blacksmith's methods.
 - Documentation: Submit certification of training and experience.
 - Membership: submit details.
- Samples: Submit on request an executed piece of work carried out by the proposed blacksmith.
- Materials: Best quality true wrought iron.
 - Mild steel or other substitutes: Not permitted.
 - Consistency: Tough, ductile and fibrous in character and of even texture.
 - Submit: Invoices or certificate of authenticity to confirm provenance, on request.
- Workmanship:
 - Ornamental work: Carefully forged, hand wrought and incised where required to produce the design and effect desired.
 - Free ornament: Forged from substantial iron and forge welded where connected to other ironwork.
 - Accuracy: Substantially framed together and closely fitted.
 - Cast parts: Not permitted other than as indicated on the approved design drawings.
- Electric welding: Not permitted.
- Joints: Neatly tenoned and riveted or forge welded.
 - Heads of tenons and rivets: Countersunk.
- Treatment: Undercoat, primed and painted as section M60.
- Finish: Undercoat, primed and painted as section M60.
 - Colour: tba.
- Method of fixing: Submit proposals.
- Additional requirements: None.

460 TIMBER CLADDING BANDSTAND SOUNDBOARD

- Material: Softwood.
- Manufacturer: Contractor's choice.
 - Product reference: see condition report specification.
- Finished size: see condition report specification.
- Treatment: Contractor's choice.
- Finish: Prepared and primed, and painted as section M60.
 - Colour: tba.
- Method of fixing: Submit proposals.
- Additional requirements: see condition report specification.

EXECUTION/ ERECTION/ INSTALLATION

600 ERECTION/ INSTALLATION GENERALLY

- Frameworks: Assemble and brace, including temporary members required for installation.
- Contact between dissimilar metals: Avoid.
- Fixings: Fully bolt together. Tighten bolts.
- Temporary support: Do not subject members to non-design loadings.

605 JOINTING/ FIXING GENERALLY

- Generally: Where not specified precisely, select methods of jointing and fixing and types, sizes and spacings of fasteners in compliance with section Z20.

640 SITE PAINTING AND STAINING

- Timing: Prepare surfaces and apply finishes as soon as possible after installing components.

650 MAKING GOOD TREATED TIMBER

- Surfaces exposed by minor cutting and/ or drilling: Treat by immersion or apply two flood coats of a solution recommended for the purpose by main treatment solution manufacturer.
- Heavily worked sections: Re-treat.
- Cutting and machining: Cut and machine timber as much as possible before treatment.
- Extensively processed timber: Retreat timber sawn lengthways, planed, ploughed, etc.

G

Structural/Carcassing metal/timber

G20

Carpentry/ timber framing/ first fixing

G20 Carpentry/ timber framing/ first fixing

2 TIMBER PROCUREMENT

- Timber (including timber for wood based products): Obtained from well managed forests/ plantations in accordance with:
 - The laws governing forest management in the producer country or countries.
 - International agreements such as the Convention on International Trade in Endangered Species of wild fauna and flora (CITES).
- Documentation: Provide either:
 - Documentary evidence (which has been or can be independently verified) regarding the provenance of all timber supplied, or
 - Evidence that suppliers have adopted and are implementing a formal environmental purchasing policy for timber and wood based products.

5 STRUCTURAL SOFTWOOD FOR JOISTS, PURLINS & RAFTERS

- Grading standard: To BS 4978, BS EN 14081-1, or other national equivalent and so marked.
 - Timber of a target thickness less than 100 mm and not specified for wet exposure: Graded at an average moisture content not exceeding 20% with no reading being in excess of 24% and clearly marked as 'DRY' or 'KD' (kiln dried).
 - Timber graded undried (green) and specified for installation at higher moisture contents: Clearly marked as 'WET' or 'GRN'.
- Strength class to BS EN 338: C24.
- Treatment: Pressure treated preservative.

30 SELECTION AND USE OF TIMBER

- Timber members damaged, crushed or split beyond the limits permitted by their grading: Do not use.

32 NOTCHES, HOLES AND JOINTS IN TIMBER

- Notches and holes: Position in relation to knots or other defects such that the strength of members will not be reduced.
- Scarf joints, finger joints and splice plates: Do not use without approval.

35 PROCESSING TREATED TIMBER

- Cutting and machining: Carry out as much as possible before treatment.
- Extensively processed timber: Retreat timber sawn lengthways, thickened, planed, ploughed, etc.
- Surfaces exposed by minor cutting/ drilling: Treat with two flood coats of a solution recommended by main treatment solution manufacturer.

40 MOISTURE CONTENT

- Moisture content of wood and wood based products at time of installation: Not more than:
 - Covered in generally unheated spaces: 24%.
 - Covered in generally heated spaces: 20%.
 - Internal in continuously heated spaces: 20%.

- 41 BOLT/ SCREW ASSEMBLIES BANDSTAND ROOF.
- Designation: Hexagon head screws to BS EN ISO 4018, property class 4.6.
 - Size: M10.
 - Coating applied by manufacturer: Galvanized.
 - Nuts and washers: Material grade and finish to suit bolts
 - Washer dimensions: Diameter/ side length of washers in contact with timber faces to be minimum 3 times bolt diameter, with a thickness not less than 0.25 times bolt diameter.
- 43 BOLTED JOINTS
- Bolt spacings (minimum): To BS EN 1995-1-1, section 8.5.
 - Holes for bolts: Located accurately and drilled to diameters as close as practical to the nominal bolt diameter and not more than 2 mm larger.
 - Washers: Placed under bolt heads and nuts that would otherwise bear directly on timber. Use spring washers in locations which will be hidden or inaccessible.
 - Bolt tightening: So that washers just bite the surface of the timber. Ensure that at least one complete thread protrudes from the nut.
 - Checking: At agreed regular intervals. Tighten as necessary.
- 50 ADDITIONAL SUPPORTS
- Provision: Position and fix additional studs, noggings and/ or battens to support edges of sheet materials, and wall/ floor/ ceiling mounted appliances, fixtures, etc. shown on drawings.
 - Material properties: Timber to be of adequate size and have the same treatment as adjacent timber supports.
- 55 JOISTS GENERALLY
- Centres: Equal, and not exceeding designed spacing.
 - Bowed joists: Installed with positive camber.
 - End joists: Positioned about 50 mm from masonry walls.
- 60 JOISTS ON HANGERS
- Hangers: Bedded directly on and hard against supporting construction. Do not use packs or bed on mortar.
 - Joists: Cut to leave not more than 6 mm gap at each end. Rebated to lie flush with underside of hangers.
 - Fixing to hangers: A nail in every hole.
- 70 TRIMMING OPENINGS
- Trimmers and trimming joists: Not less than 25 mm wider than general joists.
- 97 EAVES SOFFIT VENTILATORS
- Manufacturer: Contractor's choice.
 - Product reference: Contractor's choice.
 - Type: Twist and lock.
 - Colour: White.
 - Airway: The equivalent of a continuous opening of not less than 25 mm for full length of eaves.

H
Cladding/Covering

H74

Zinc strip/ sheet coverings/ flashings

H74 Zinc strip/ sheet coverings/ flashings

2 ROOFING

- Roofing system: Traditional sheet.
- Underlay: Not required.
- Zinc:
 - Finish: Natural.
 - Thickness: 0.7 mm.
- Joints in direction of fall: Standing seams.
 - Spacing: Determined by Contractor.
- Cross joints: Single lock welts.
 - Spacing: as length of sheet.
- Accessories: see condition report specification.

17 RIDGE/ HIP STANDING SEAMS

- Type: Double lock welt standing seam not less than 40 mm high.
- Abutting roof standing seams: Fold down with allowance for lateral movement and turn up into ridge/ hip double lock welt.

20 STANDING SEAM EAVES

- Zinc underlap: submit proposal.
 - Cover to roof slope: Not less than 100 mm with anticapillary welt at top edge.
 - Projection: 25 mm for forming into drip welt.
 - Fixing: To roof slope at 100 mm centres.
- Standing seams: Cut and fold ends square .
- Roof covering: Fold around underlap projection and single welt to form a drip.

40 MATERIALS AND WORKMANSHIP GENERALLY

- Zinc strip/ sheet: To BS EN 501 and BS EN 988.
- Standard: Generally to CP 143-5.
- Fabrication and fixing: To provide a completely weathertight installation.
- Preforming: Measure, mark, cut and form zinc prior to assembly wherever possible. Do not use scribes or other sharp instruments without approval.
- Metal temperature: Do not form zinc when the metal temperature is below the minimum recommended for working by the manufacturer.
- Folding: With presses to give straight, regular and tight bends, leaving panels free from ripples, kinks, buckling and cracks.
- Sharp metal edges: Remove as work proceeds.
- Sealants: Do not use in joints to attain waterproofing.
- Solder: Use only where specified. Soldering materials and procedures must be as recommended by the zinc manufacturer.
- Finished zinc work: Fully supported, adequately fixed to resist wind uplift and able to accommodate thermal movement without distortion, stress or impairment of security.
 - Protection: Prevent staining, discolouration and damage by subsequent works.

42 SOLDERING AND NAKED FLAME PREHEATING

- In situ soldering and naked flame preheating: Not permitted.

- 50 **TIMBER FOR USE WITH ZINC WORK**
- Quality: Planed, free from wane, pitch pockets, decay and insect attack (ambrosia beetle excepted).
 - Moisture content: Not more than 22% at time of fixing and covering.
 - Preservative treatment: Organic solvent as section Z12 and Wood Protection Association Commodity Specification C8.
- 60 **FIXINGS FOR CLIPS**
- Nails to timber substrates: Galvanized or sherardized steel.
 - Shank type: Annular ringed, helical threaded, or serrated.
 - Head: Flat.
 - Length: Not less than 25 mm or equal to substrate thickness.
 - Screws to concrete or masonry substrates: Sherardized or zinc plated steel.
 - Length: Not less than 25 mm.
 - Washers and plastics plugs: Compatible with screws.
- 62 **CLIPS**
- Material: Zinc, supplied preformed by the strip/ sheet manufacturer, or cut and formed in situ as recommended by the strip/ sheet manufacturer.
 - Dimensions, number of fixings and provision for movement: As recommended by the strip/ sheet manufacturer.
- 67 **STANDING SEAM JOINTS**
- Joint allowances: 45 mm overlap, 35 mm underlap and not less than 5 mm gap for thermal movement. Preformed interlocking profiles are permitted.
 - Clip positions:
 - Fixed clips Determined by Contractor .
 - Sliding clips Determined by Contractor .
 - Forming: Double welt overlap and clips around underlap to form a standing seam 25 mm high of consistent cross section.
- 72 **DRIP/ STEP JOINTS**
- Strip/ Sheet from below step: Fold up full height of upstand and fix to top edge.
 - Form zinc underlap/ continuous clip:
 - Cover to roof slope: Not less than 100 mm with anticapillary welt at top edge.
 - Projection: 25 mm projection for forming into drip welt.
 - Downstand: Not less than 40 mm.
 - Fixing: To roof slope at 100 mm centres.
 - Strip/ Sheet from above step: Fold around underlap projection and single welt to form a drip.
- 76 **SINGLE LOCK WELT JOINTS**
- Joint allowance: 100 mm overlap and 50 mm underlap.
 - Underlap: Welt and secure with clips, two per bay.
 - Overlap: Welt around underlap and clips and dress down.

M

Surface finishes

M60

Painting/ clear finishing

M60 Painting/ clear finishing

12 GLOSS PAINT CAST IRON

- Manufacturer: Dacrylate.
 - Product reference: see manufacturer's specification sheet.
- Surfaces: see condition report specification.
 - Preparation: see condition report specification.
- Initial coats: see manufacturer's specification sheet.
 - Number of coats: see manufacturer's specification sheet.
- Undercoats: see manufacturer's specification sheet.
 - Number of coats: see manufacturer's specification sheet.
- Finishing coats: see manufacturer's specification sheet.
 - Number of coats: see manufacturer's specification sheet.

12A GLOSS PAINT EXTERNAL TIMBER

- Manufacturer: Dulux.
 - Product reference: Weathershield.
- Surfaces: see condition report specification.
 - Preparation: see condition report specification.
- Initial coats: As recommended by manufacturer.
 - Number of coats: one.
- Undercoats: As recommended by manufacturer.
 - Number of coats: one.
- Finishing coats: Full gloss.
 - Number of coats: two.

30 PREPARATION GENERALLY

- Standard: In accordance with BS 6150.
- Refer to any pre-existing CDM Health and Safety File and CDM Construction Phase Plan where applicable.
- Risk assessment and method statement for hazardous materials: Prepare for operations, disposal of waste, containment and reoccupation, and obtain approval before commencing work.
- Preparation materials: Types recommended by their manufacturers and the coating manufacturer for the situation and surfaces being prepared.
- Substrates: Sufficiently dry in depth to suit coating.
- Efflorescence salts, dirt, grease and oil: Remove.
- Surface irregularities: Provide smooth finish.
- Organic growths and infected coatings:
 - Remove with assistance of biocidal solution.
 - Apply residual effect biocidal solution to inhibit regrowth.
- Joints, cracks, holes and other depressions: Fill with stoppers/ fillers. Provide smooth finish.
- Dust, particles and residues from preparation: Remove and dispose of safely.
- Doors, opening windows and other moving parts:
 - Ease, if necessary, before coating.
 - Prime resulting bare areas.

32A PREVIOUSLY COATED SURFACES GENERALLY

- Preparation: to be undertaken in controlled conditions offsite, see condition report specification.
- Contaminated or hazardous surfaces: assume previous coating contains lead and removal must be carried out in safe manner that will contain any lead particles. Give notice of:
 - Substrates suspected of containing asbestos or other hazardous materials.
 - Significant corrosion or other degradation of substrates that prevent repair or reuse of the component.
- Risk assessment and method statement for hazardous materials: Prepare for operations, disposal of waste, containment and reoccupation, and obtain approval before commencing work.
- Removing coatings: Do not damage substrate and adjacent surfaces or adversely affect subsequent coatings.
- Loose, flaking or otherwise defective areas: Carefully remove to a firm edge.
- Alkali affected coatings: Completely remove.
- Retained coatings:
 - Thoroughly clean.
 - Gloss coated surfaces: Provide key.
- Partly removed coatings: Apply additional preparatory coats.
- Completely stripped surfaces: Prepare as for uncoated surfaces.

35 FIXTURES AND FITTINGS

- Risk assessment and method statement for hazardous materials: Prepare for operations, disposal of waste, containment and reoccupation, and obtain approval before commencing work.
- Removal: Before commencing work: see condition report specification.
- Replacement: Refurbish as necessary, refit when coating is dry.

37 WOOD PREPARATION

- General: Provide smooth, even finish with lightly rounded arrises.
- Degraded or weathered surface wood: Take back surface to provide suitable substrate.
- Degraded substrate wood: Repair with sound material of same species.
- Heads of fasteners: Countersink sufficient to hold stoppers/ fillers.
- Resinous areas and knots: Apply two coats of knotting.
- Defective primer: Take back to bare wood and reprime.

61 COATING GENERALLY

- Application standard: In accordance with BS 6150, clause 9.
- Conditions: Maintain suitable temperature, humidity and air quality.
- Surfaces: Clean and dry at time of application.
- Thinning and intermixing: Not permitted unless recommended by manufacturer.
- Priming coats: Apply as soon as possible on same day as preparation is completed.
- Finish:
 - Even, smooth and of uniform colour.
 - Free from brush marks, sags, runs and other defects.
 - Cut in neatly.
- Doors, opening windows and other moving parts: Ease before coating and between coats.

R

Disposal systems

R10

Rainwater drainage systems

R10 Rainwater drainage systems

15A CAST IRON GUTTERS

- Standard: To BS 460 .
- Manufacturer: Contractor's choice .
 - Product reference: Submit proposals .
- Profile: Half-round .
 - Finish: Primary coating, to receive paint finish as section M60 .
 - Colour: tba .
- Jointing: spigot and socket .
- Fixing: stainless steel screws .

50 INSTALLATION GENERALLY

- Discharge of rainwater: Complete, and without leakage or noise nuisance.
- Components: Obtain from same manufacturer for each type of pipework and guttering.
- Allowance for thermal and building movement: Provide and maintain clearance as fixing and jointing proceeds.
- Fixings and fasteners: As section Z20.

60 GUTTERS LAID TO FALL

- Setting out: To true line and even gradient to prevent ponding or backfall. Position high points of gutters as close as practical to the roof and low points not more than 50 mm below the roof.
- Joints: Watertight.
- Roofing underlay: Dressed into gutter.

65 GUTTERS LAID LEVEL

- Setting out: Level and as close as practical to roof.
- Joints: Watertight.
- Roofing underlay: Dressed into gutter.

70 PIPEWORK

- Fixing: Securely, plumb and/ or true to line with additional supports as necessary to support pipe collars, particularly at changes in direction.
- Cut ends of pipes and gutters: Clean and square with burrs and swarf removed.

80 INTERNAL PIPEWORK TEST - ENGLAND, WALES, IRELAND AND NORTHERN IRELAND

- Preparation: Temporarily seal open ends of pipework with plugs.
- Testing: Connect a 'U' tube water gauge and pump air into pipework until gauge registers 38 mm.
- Required performance:
 - Allow a period for temperature stabilization, after which the pressure of 38 mm is to be maintained without loss for not less than 3 minutes.

PROJECT: BANDSTAND REFURBISHMENT

LOCATION: SWANAGE RECREATION GROUND, HORSECLIFFE LANE, SWANAGE, BH19 1DW

SECTION

4	Schedule of Works
---	-------------------

**Swanage Bandstand Refurbishment
Schedule of Works**

**All works to be carried out in accordance with the condition report and specification prepared by
Lost Art Ltd, January 2018.**

Item	Description	Unit	Quantity	Rate	Total
1	General The Swanage bandstand has been identified as a Saracen Foundry catalogue no. 224, as produced by Walter Farlane and Company of Possilpark				
1.1	Allow for submitting structural drawings to Purbeck District Council's building control team for approval	Item			
1.2	Carefully dismantle remaining existing bandstand structure taking care to minimise any damage to the stonework and transport to workshop for restoration.	Item			
	Plinth and Base - works by others Repairs to coping stone will be undertaken under the separate paving and seating works contract. A second exit is proposed opposite the existing entrance, the existing plinth coping stones will be replaced with a step style coping to match existing gated entrance and undertaken by the separate paving and seating works contractor.				
2	Columns				
2.1	The columns have been identified as being the 104 design from the original Macfarlane catalogue. Columns to be examined to ascertain whether they can be used in this restoration project. Assuming columns are sound allow for complete removal of existing paint residues and surface preparation prior to painting.	No	8		
2.2	PROVISIONAL ITEM - Allow for new cast iron replacement column to match existing Macfarlane pattern 104.	No	2		
2.3	The column capital mounting sections for the spandrels and I beams are all missing. Supply and fix replacement new cast iron parts to enable fixing of spndrels and I beams in accordance with original pattern.	No	8		
2.4	Supply and fit replacement external cast iron drainage pipes to columns B & F in keeping with the style of the of the restored bandstand.	No	2		
3	I Beams				
3.1	Supply and fix new I beams to the column capitals in accordance with Macfarlane original pattern tba.	No	8		
4	Spandrels				
4.1	All the old spandrels are missing. Supply and fix replacement new cast iron spandrels (left & right handed) to meet the original designs, pattern number 92.	No	16		

To Collection

**Swanage Bandstand Refurbishment
Schedule of Works**

**All works to be carried out in accordance with the condition report and specification prepared by
Lost Art Ltd, January 2018.**

Item	Description	Unit	Quantity	Rate	Total
5	Railing Panels and handrails				
5.1	Full length railing panels spanning between columns to be examined to ascertain whether they can be suitably restored. Assuming panels are sound select the six in the best condition for complete removal of existing paint residues and surface preparation prior to painting.	No	6		
5.2	Short length railing panels either side of existing entrance to be examined to ascertain whether they can be suitably restored. Assuming panels are sound undertake complete removal of existing paint residues and surface preparation prior to painting.	No	2		
5.3	Supply new short length new cast iron railing panels to new entrance opposite existing, to match existing, handed as required for gate fixing.	No	2		
5.4	Reassemble and fix all repaired or replaced elements of bandstand structure.	Item			
6	Roof				
	Roof structure				
6.1	Undertake design for complete new roof structure in the style of the original including hips, sarking timbers, rafters, noggins, soffit, fascia and all connecting components. Provide structural documentation for review. Supply and fit roof structure.	Item			
	Zinc Sheet Roof Covering				
6.2	Supply and install standing seam zinc roof covering.	Item			
	Gutter				
6.3	Supply and fix cast iron guttering and provide connections into down pipes fixed to the columns.	Item			
	Terminal				
6.4	The original cast iron terminal is in storage and will be supplied to allow off site removal of existing paint residues and surface preparation prior to painting. Include for fixing.	Item			
	Antifixae				
6.5	All the old antifixae are missing. Supply and fix replacement new cast iron antifixae to meet the original designs, using a Macfarlane foundry casting pattern, to be approved.	No	8		
6.6	Supply and fix lightning protection system to BS EN 62305 to ensure electrical continuity, provide between zinc strips/ sheets via welting of joints.	Item			

To Collection

**Swanage Bandstand Refurbishment
Schedule of Works**

**All works to be carried out in accordance with the condition report and specification prepared by
Lost Art Ltd, January 2018.**

Item	Description	Unit	Quantity	Rate	Total
7	Soundboard/ceiling				
7.1	Supply and fix tongue and groove sotwood soundboard to underside of roof. Allow for access hatch. Downlighters and associated cabling are to be inserted into the soundboard by others.	Item			
7.2	Supply and fix replacement new cast iron ceiling rose, using a Macfarlane foundry casting pattern, to be approved.	Item			
8	Painting				
8.1	The original colours for the Swanage Bandstand where Cream/Green/White. Allow for painted finish to the bandstand elements using these colours, exact colour scheme to be advised, allow for cutting in. Apply painted finish to all bandstand metal parts, coatings in accordance with Dacrylate specification sheet.	Item			
8.2	Apply paint finish to all exposed timber elements, primer, undercoat and two coats gloss. One colour, tba, no cutting in.	Item			
8.3	Rub down and prepare for painting existing handrails to steps, apply painted finish, primer, undercoat and two coats gloss. Two colours, scheme to be agreed, allow for cutting in.	Item			

To Collection

Swanage Bandstand Refurbishment Schedule of Works

All works to be carried out in accordance with the condition report and specification prepared by Lost Art Ltd, January 2018.

Item	Description	Unit	Quantity	Rate	Total
9	Provisional sums				
9.1	New cast/wrought iron gates for existing and new entrance. Design to be agreed.				2,000.00
9.2	Repairs to existing bandstand structure following specialist examination after dismantling.				5,000.00
	To Collection				
	Collection Page 3/1 Page 3/2 Page 3/3 Page 3/4				
	Total carried forward to Tender Summary Sheet				

PROJECT: BANDSTAND REFURBISHMENT

LOCATION: SWANAGE RECREATION GROUND, HORSECLIFFE LANE, SWANAGE, BH19 1DW

SECTION

5 Drawings

PROJECT: BANDSTAND REFURBISHMENT

LOCATION: SWANAGE RECREATION GROUND, HORSECLIFFE LANE, SWANAGE BH19 1DW

Drawing Schedule - For information only - site works under the paving and seating contract

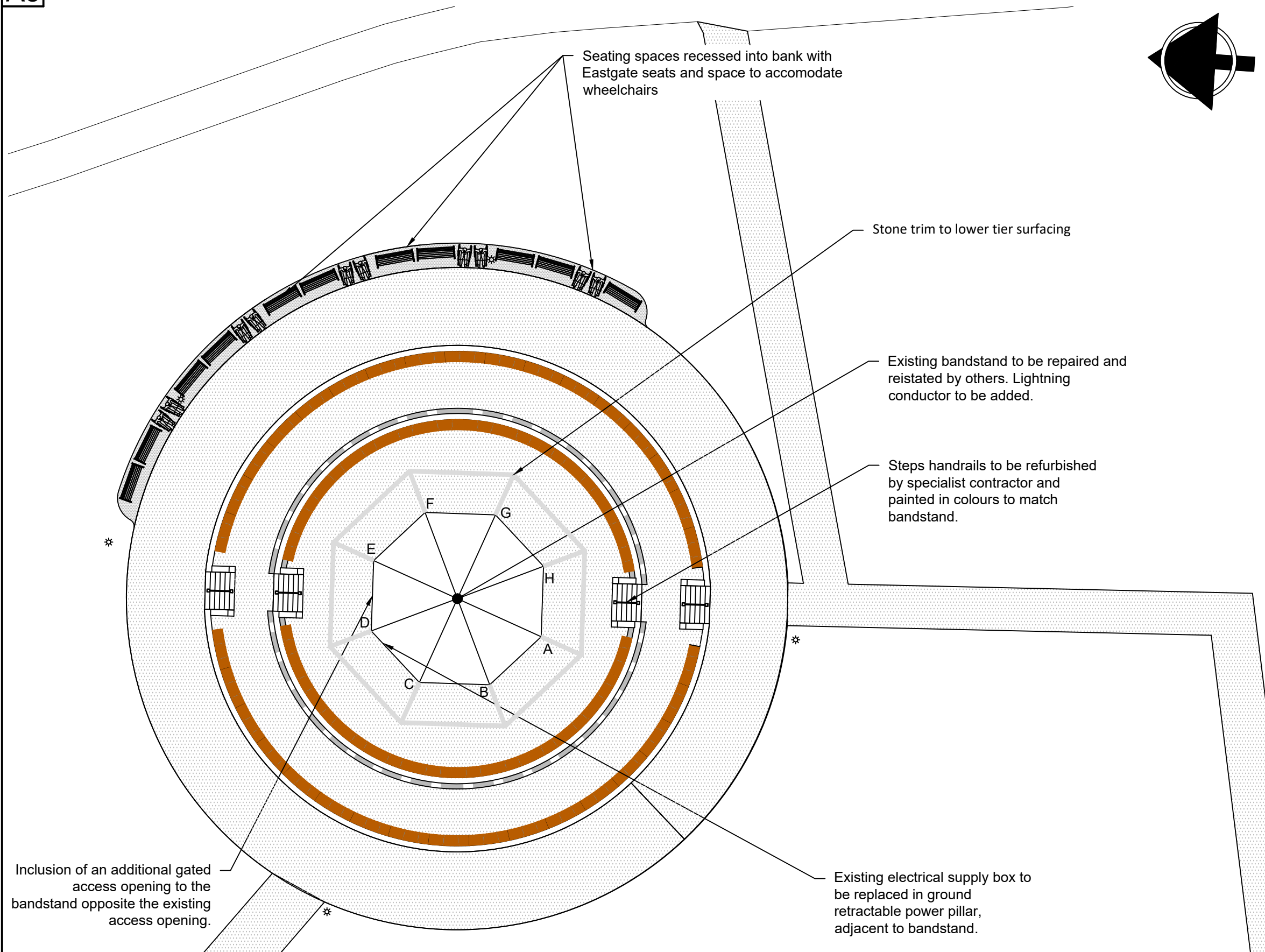

Drawing No.	Description of Drawing
P101	Proposed Layout - Bandstand Space
P102	Proposed Pathway resurfacing

This map is based upon Ordnance Survey material with the permission of Ordnance Survey on behalf of the Controller of Her Majesty's Stationery Office.








© Crown Copyright 2009. Unauthorised reproduction infringes Crown copyright and may lead to prosecution or civil proceedings.

© Dorset County Council. LA 100019790. 2018.

To identify the position of elements of the bandstand structure and stone plinth the vertices of the octagonal have been labelled A-H progressing in a clockwise direction from the existing entrance steps.



KEY

-  Macadam resurfacing to existing pathways, all areas to be herbicide treated and pin kerb edging repaired or replaced where required.
-  New macadam
-  Tier benches Furnitubes Veeva curved bench bespoke to fit radii 490mm depth, 450mm high
-  Furnitubes Eastgate seat
-  Dished concrete channel at inner base (below seats) and outer top of lower tier wall
-  Existing lighting column
-  Stone trim to lower tier surfacing

Dorset Property

County Hall, Colliton Park, Dorchester, Dorset DT1 1XJ
Telephone: 01305 225200 Facsimile: 01305 224835

www.dorsetforyou.gov.uk/dorset-property

Client

SWANAGE TOWN COUNCIL

Job Title

RECREATION GROUND BANDSTAND

Drawing Title

PROPOSED LAYOUT
BANSTAND SPACE

Scale

1:200

Date

JULY 2018

Drawn By

VAB

Filename

Property Ref.

Pims No.

006184

Drawing No.

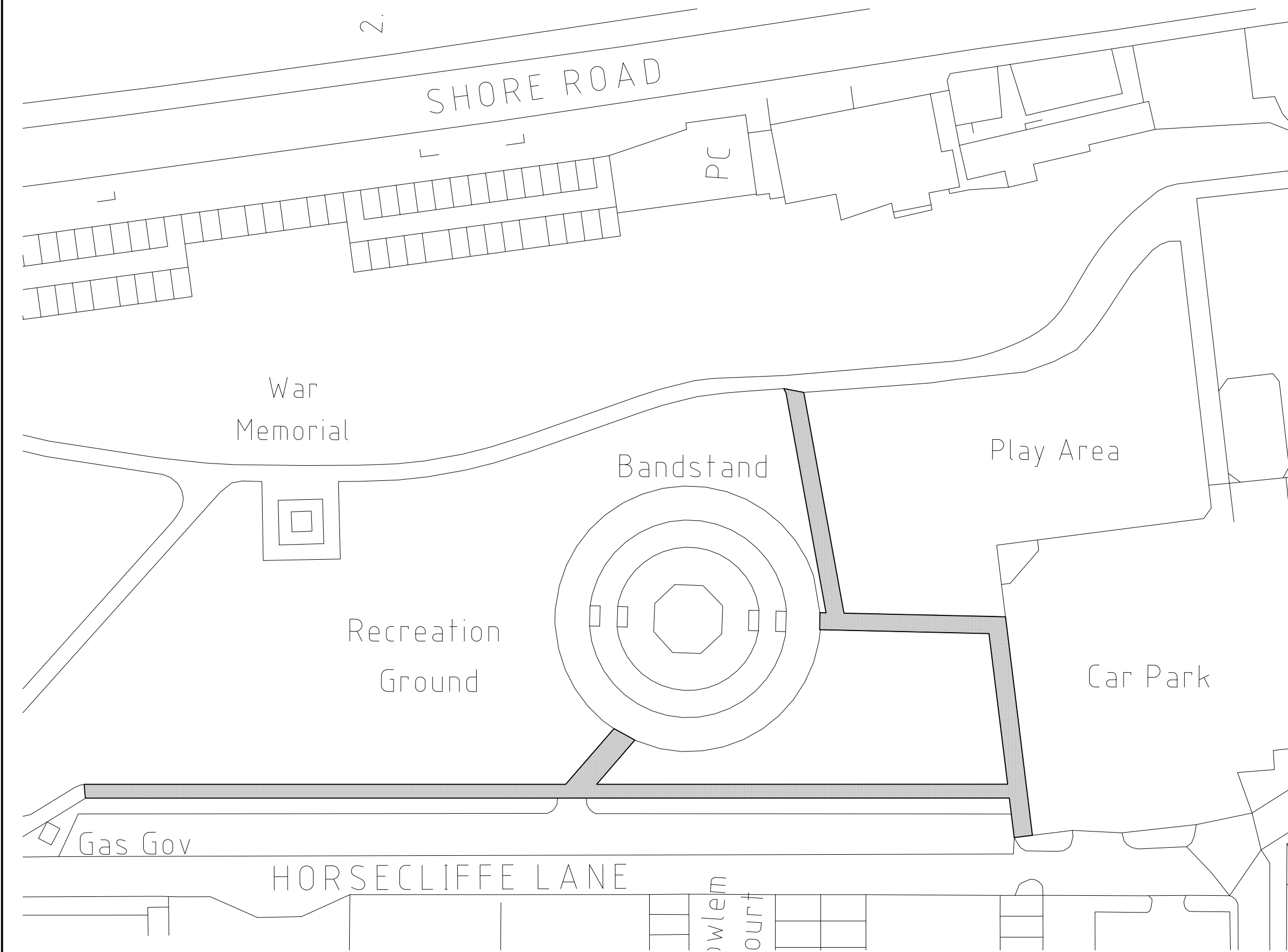
P101

Revision

Dorset County Council



Working together for a strong and successful Dorset



The copyright in this drawing is vested in Dorset Property, Dorset County Council and may not be reproduced without express permission.


Notes and Revisions	16
---------------------	----

This map is based upon Ordnance Survey material with the permission of Ordnance Survey on behalf of the Controller of Her Majesty's Stationery Office.

© Crown Copyright 2009. Unauthorised reproduction infringes Crown copyright and may lead to prosecution or civil proceedings.

© Dorset County Council. LA 100019790. 2018.

KEY

 Macadam resurfacing to existing pathways, all areas to be herbicide treated and pin kerb edging repaired or replaced where required.

Dorset Property

County Hall, Colliton Park, Dorchester, Dorset DT1 1XJ
Telephone: 01305 225200 Facsimile: 01305 224835

www.dorsetforyou.gov.uk/dorset-property

Client
SWANAGE TOWN COUNCIL

Job Title
RECREATION GROUND BANDSTAND

Drawing Title
PROPOSED PATHWAY RESURFACING

Scale 1:500	Date OCTOBER 2018	Drawn By VAB	Filename
Property Ref.	Pims No. 006184	Drawing No. P102	Revision

Dorset County Council 

Working together for a strong and successful Dorset

PROJECT: BANDSTAND REFURBISHMENT
LOCATION: SWANAGE RECREATION GROUND, HORSECLIFFE LANE, SWANAGE, BH19 1DW

SECTION

6 Tender Summary Sheet

PROJECT: BANDSTAND REFURBISHMENT

LOCATION: SWANAGE RECREATION GROUND, HORSECLIFFE LANE, SWANAGE, BH19 1DW

TENDER SUMMARY SHEET		Costs
1	Preliminaries	£
2	Preambles	
3	Schedule of Works	£
	Contingency	£10,000.00
Total Tender Amount (to be carried forward to form of tender) excl VAT		£

To be returned with Form of Tender

PROJECT: BANDSTAND REFURBISHMENT

LOCATION: SWANAGE RECREATION GROUND, HORSECLIFFE LANE, SWANAGE, BH19 1DW

APPENDIX

A Dacrylate Paint Specification

NON-HA Paint Specification Sheet
BASED ON FORM HA/P1 (NEW WORKS) PAINT SYSTEM SHEET

1. Customer: Dorset County Council																																																																							
Contract title: Bandstand as per tender																																																																							
Structure No.: See Tender documentation																																																																							
Grid ref.: See Tender documentation																																																																							
2. Date of issue of documents to tenderers: 9 th November 2018																																																																							
3. Environment and accessibility: External C5, Ready																																																																							
4. Required durability of system No maintenance: 8 years Minor maintenance: 10-15 years Major maintenance: 25 years	5. Colour of finish: As per Dorset CC request																																																																						
6. Paint system to be applied over: Cast Iron which has been blasted back to a clean metal surface, nominally SA2.5 Area ref.: N/A Area description: All over Protective system type: Customer specific protective coating system for cast iron bandstand components																																																																							
<table border="1"> <tr> <th>7. Details</th> <th>1st Coat</th> <th>2nd Coat</th> <th>3rd Coat</th> <th>4th Coat</th> </tr> <tr> <td>NB: All workshop paint coats on external surfaces and site paint coats where access permits;</td> <td>Applied overall Iron Surfaces</td> <td>Applied overall Iron Surfaces</td> <td>Applied overall Iron Surfaces</td> <td>Applied overall Iron Surfaces</td> </tr> <tr> <td>Registered description:</td> <td>Dacrylate Epidac 2Z Zinc Rich Primer</td> <td>Extended Cure Epoxy MIO 2-pack</td> <td>Extended Cure Epoxy MIO 2-pack</td> <td>DacSil 200 Polysiloxane Finish</td> </tr> <tr> <td>Item No. and colour:</td> <td>NA, Grey Zinc</td> <td>121, approx. 00A09 Medium Grey</td> <td>121, approx. 00A09 Medium Grey</td> <td>See Tender documents</td> </tr> <tr> <td>Date registered:</td> <td>N/A</td> <td>04/02/2016</td> <td>04/02/2016</td> <td>04/02/2016</td> </tr> <tr> <td>Brand name and manufacturer's reference:</td> <td>Epidac 2Z Rich Rich Primer, 79-62</td> <td>Epidac 2 EC/MIO 90/270</td> <td>Epidac 2 EC/MIO 90/270</td> <td>DacSil 200 Polysiloxane 200-line</td> </tr> <tr> <td>Datasheet No.</td> <td>79-62</td> <td>90-270</td> <td>90-270</td> <td>200-line</td> </tr> <tr> <td>Where applied</td> <td>Shop</td> <td>Shop</td> <td>Shop</td> <td>Shop</td> </tr> <tr> <td>How applied</td> <td>Airless spray</td> <td>Airless spray</td> <td>Airless spray</td> <td>Spray or Brush</td> </tr> <tr> <td>Min. dry film thickness (mdft)</td> <td>60 microns</td> <td>115 microns</td> <td>115 microns</td> <td>70 microns</td> </tr> <tr> <td>Max. local dft</td> <td>75 microns</td> <td>150 microns</td> <td>150 microns</td> <td>105 microns</td> </tr> <tr> <td>Estimated total volume of paint likely to be used (litres)</td> <td>TBC</td> <td>TBC</td> <td>TBC</td> <td>TBC</td> </tr> <tr> <td>'A' type testing required? (Yes/No) (See Cl. 19122.3)</td> <td>No</td> <td>No</td> <td>No</td> <td>No</td> </tr> <tr> <td>'B' type testing required? (Yes/No) (See Cl. 1912.9)</td> <td>No</td> <td>No</td> <td>No</td> <td>No</td> </tr> </table>		7. Details	1 st Coat	2 nd Coat	3 rd Coat	4 th Coat	NB: All workshop paint coats on external surfaces and site paint coats where access permits;	Applied overall Iron Surfaces	Applied overall Iron Surfaces	Applied overall Iron Surfaces	Applied overall Iron Surfaces	Registered description:	Dacrylate Epidac 2Z Zinc Rich Primer	Extended Cure Epoxy MIO 2-pack	Extended Cure Epoxy MIO 2-pack	DacSil 200 Polysiloxane Finish	Item No. and colour:	NA, Grey Zinc	121, approx. 00A09 Medium Grey	121, approx. 00A09 Medium Grey	See Tender documents	Date registered:	N/A	04/02/2016	04/02/2016	04/02/2016	Brand name and manufacturer's reference:	Epidac 2Z Rich Rich Primer, 79-62	Epidac 2 EC/MIO 90/270	Epidac 2 EC/MIO 90/270	DacSil 200 Polysiloxane 200-line	Datasheet No.	79-62	90-270	90-270	200-line	Where applied	Shop	Shop	Shop	Shop	How applied	Airless spray	Airless spray	Airless spray	Spray or Brush	Min. dry film thickness (mdft)	60 microns	115 microns	115 microns	70 microns	Max. local dft	75 microns	150 microns	150 microns	105 microns	Estimated total volume of paint likely to be used (litres)	TBC	TBC	TBC	TBC	'A' type testing required? (Yes/No) (See Cl. 19122.3)	No	No	No	No	'B' type testing required? (Yes/No) (See Cl. 1912.9)	No	No	No	No
7. Details	1 st Coat	2 nd Coat	3 rd Coat	4 th Coat																																																																			
NB: All workshop paint coats on external surfaces and site paint coats where access permits;	Applied overall Iron Surfaces	Applied overall Iron Surfaces	Applied overall Iron Surfaces	Applied overall Iron Surfaces																																																																			
Registered description:	Dacrylate Epidac 2Z Zinc Rich Primer	Extended Cure Epoxy MIO 2-pack	Extended Cure Epoxy MIO 2-pack	DacSil 200 Polysiloxane Finish																																																																			
Item No. and colour:	NA, Grey Zinc	121, approx. 00A09 Medium Grey	121, approx. 00A09 Medium Grey	See Tender documents																																																																			
Date registered:	N/A	04/02/2016	04/02/2016	04/02/2016																																																																			
Brand name and manufacturer's reference:	Epidac 2Z Rich Rich Primer, 79-62	Epidac 2 EC/MIO 90/270	Epidac 2 EC/MIO 90/270	DacSil 200 Polysiloxane 200-line																																																																			
Datasheet No.	79-62	90-270	90-270	200-line																																																																			
Where applied	Shop	Shop	Shop	Shop																																																																			
How applied	Airless spray	Airless spray	Airless spray	Spray or Brush																																																																			
Min. dry film thickness (mdft)	60 microns	115 microns	115 microns	70 microns																																																																			
Max. local dft	75 microns	150 microns	150 microns	105 microns																																																																			
Estimated total volume of paint likely to be used (litres)	TBC	TBC	TBC	TBC																																																																			
'A' type testing required? (Yes/No) (See Cl. 19122.3)	No	No	No	No																																																																			
'B' type testing required? (Yes/No) (See Cl. 1912.9)	No	No	No	No																																																																			
8. Stripe Coat Description (Including Item No. and colour): Shop: Dacrylate Epidac 2Z Zinc Rich Primer, Grey Zinc Extended Cure Epoxy MIO 2-Pack, Item 121, Approx. 00A09 Medium Grey Extended Cure Epoxy MIO 2-Pack, Item 121, Approx. 00A09 Medium Grey Dacsil 200 Polysiloxane Finish, Item 185, as per customers request Site:	9. Paint manufacturer's official stamp: Dacrylate Paints Ltd. Lindley's Lane Kirkby-in-Ashfield Nottinghamshire NG17 8AL Tel: 01623 753845 Email: sales@dacrylate.co.uk																																																																						
10. Mdft 360 microns (µm)	11. Approved by: Adam Evans Technical Business Manager Date: 09/11/2018																																																																						

PROJECT: BANDSTAND REFURBISHMENT

LOCATION: SWANAGE RECREATION GROUND, HORSECLIFFE LANE, SWANAGE, BH19 1DW

APPENDIX

B Pre-Construction Information

Swanage Town Council

Recreation Ground Bandstand Refurbishment

Pre-construction information

- 1) *Project Synopsis Information***
- 2) *Description of project (detailed)***
- 3) *Project Contacts***
- 4) *Client's considerations and management requirements***
- 5) *Site Risks – Existing including Health and Safety Considerations***
- 6) *Significant Design and Construction Hazards***

Appendix i: Health and Safety File Proforma

Appendix ii: Site Photographs

1) Project Synopsis Information

Project Title and Description:	
Swanage Bandstand Bandstand Refurbishment	
Key Dates:	Provisionally works to commence in January 2019 (specific start date to be agreed), and completed March 2019.

Key Contacts:	
Client	Swanage Town Council, Swanage Town Hall, High Street, Swanage, Dorset BH19 2NZ Contact: Martin Ayres Tel: 01929 423636
Principal Designer	Dorset Property, County Hall, Colliton Park, Dorchester, Dorset DT1 1XJ Contact: Vivienne Berry Tel: 01305 221920 Email: v.a.berry@dorsetcc.gov.uk
Constructor	Unknown at present

Significant issues to be considered/ Health and Safety Statement
<p>The Recreation Ground is a public open space and except for locations where works are taking place, will remain open. The contractor is to keep work areas secure and have banksmen in place where vehicles, plant etc are moving in public areas. A separate contract is being let for the refurbishment of the bandstand, the contractor for the paving and seating will be the CDM Principle Contractor.</p> <p>Lone working will not be permitted.</p>
Health and Safety File Required? :
YES: one hard copy and one electronic copy

The Pre-construction information should be read with the preliminaries, specification and drawings.

2) Description of project (detailed)

a) Project description and programme details:

Project Title:	Swanage Bandstand Refurbishment
Address:	Horsecliffe Lane, Swanage, Dorset BH19 1DW
Nature of the works	
Restoration of existing bandstand structure and new roof	
Occupied site:	Public to be excluded from secure works areas.

b) Programme

Programme:	Start: January 2019	Finish: March 2019	No. of weeks: to be confirmed. 8
Construction commencement lead in time	2 weeks		
Other programme issues/ requirements	Cooperation and coordination of with seating and paving contractor		

3) Project Contacts

a) Contact Details

Contacts (name, address and contact details):	
Client	<p>Swanage Town Council, Swanage Town Hall, High Street, Swanage, Dorset BH19 2NZ</p> <p>Contact: Martyn Ayres Tel: 01929 423636</p>
Principal Designer	<p>Dorset Property, County Hall, Colliton Park, Dorchester, Dorset DT1 1XJ</p> <p>Contact: Vivienne Berry Tel: 01305 221920</p>

4) Client's considerations and management requirements

Client Health and Safety Statement:	Working areas and compounds are to be cordoned off from the general public at all times, in compliance with standard health and safety guidelines.
Communications:	All communications related to the works should be directed to: Vivienne Berry Tel: 01305 221920 Email: v.a.berry@dorsetcc.gov.uk
Welfare provision (what's available including service hook-ups)	Contractor to provide welfare provision.
Site security (items to be taken into account)	Contractor is responsible for the security of the sites during the contract periods.
Hoarding	All site boundaries will be fully fenced off with suitable block and mesh fencing in agreement with the client at the pre-contract site meeting.
Vehicle movement (Deliveries)	Via Horsecliffe Lane, overseen by banksmen.
Emergency Procedures	Provide detail of Emergency Procedures for fire and other emergencies in the Construction Phase H&S Plan. Include written confirmation of such arrangements in the Construction Phase Health and Safety Plan. In the event of a site emergency local first aid facilities will be necessary. The nearest Accident and Emergency unit is at: Swanage Hospital, 32 Queens Road, Swanage, Dorset BH19 2ET
Permits to work	Not applicable.
Fire precautions	Precautions the contractor deems necessary are to be noted and the information supplied to Vivienne Berry and Mr G. Brookes as part of the Construction Phase Health & Safety Plan.
Smoking policy	No smoking will be permitted at the site. In addition swearing will not be tolerated. Audio equipment is not to be used on site.
Parking etc.	There should be sufficient space within the site for the contract vehicles and plant.

5) Site Risks – Existing including Health and Safety Considerations

Risk Area	Description/ Action considerations
Site Layout - Current	No known risks
Services Layout and location	Known electricity supply to columns and bandstand power box.
Hazardous materials on site	Assume lead based paint has been used on the existing structure and take precautions as necessary.

Structural considerations	Dismantling of existing structure provide adequate support to prevent danger of collapse
Ground Conditions	n/a
Asbestos Statement (management thereof)	There are no asbestos containing structures on site, it is not known if there is any buried material.
Client activities which pose a risk to construction activities	Nothing other than the presence of the general public and the bandstand contractor.

6) Significant Design and Construction Hazards

	Description
Significant design assumptions: Co-ordination of ongoing design work and handling alterations	The works are assumed to be relatively straightforward and should not present any unusual construction hazards.
Co-ordination of information relating to hazards identified during design works	To be discussed with the Principle Designer.
Materials requiring particular precautions	Assume lead based paint has been used on the existing structure and take precautions as necessary.

Appendix i: Health and Safety File Proforma

The file will be a record of the Health & safety issues relating to the structure and its equipment which might affect the health or safety of anyone carrying out construction, maintenance or demolition or of anyone who may be affected by such work. It is to be project specific and contain only relevant information.

1 no. hard copy will be required in an A4 in loose leaf white 4 ring binder with hard covers each indexed, divided and appropriately cover titled. An additional electronic copy in the form of a CD/DVD rom will also be supplied.

It should include the following sections

(1) Introduction - into need for file and reasoning behind it.

(2) Description of work and contributing parties - a brief description of the work carried out; to include dates and contributing parties, including a list of all sub-contractors. Within this section should be detailed, and cross referenced, other files such as the Building User Manual and the Mechanical and Electrical File (if this is separate).

(3) Residual hazards - A statement should be made by all of the designers describing any remaining hazards within the design such as remaining asbestos, contaminated land, buried services, maintenance or cleaning difficulties, etc.

- (4) Key structural principles - To include, for example, bracing, sources of substantial stored energy, safe working loads for floors and roofs, particularly where these may preclude placing scaffolding or heavy machinery there.
- (5) Hazardous materials - For example lead paint, pesticides, special coating which should not be burnt off, etc.
- (6) Removal or dismantling of installed plant and equipment - For example any special arrangements for lifting, order or other special instructions for dismantling, etc.
- (7) Cleaning and maintenance equipment - Information about equipment provided for cleaning and maintaining the structure.
- (8) Significant services - To include the nature, location and markings of significant services, for example underground cables, gas supply equipment, firefighting services, etc.
- (9) As-built drawings - Drawings to include, location of fire doors, toughened glass, fire compartmentalisation, fire muster points, lighting and power, gas and water pipes, etc.

Appendix ii: Site Photographs (existing)

General view of existing bandstand space



PROJECT: BANDSTAND REFURBISHMENT

LOCATION: SWANAGE RECREATION GROUND, HORSECLIFFE LANE, SWANAGE, BH19 1DW

APPENDIX

C Quality Assessment Questionnaire

Appendix D to tender questionnaire: Quality Submission

Swanage Bandstand Refurbishment

	QUESTIONS - QUALITY PROPOSALS	MAX SCORE	
1	Describe the size, value and type of work your company carries out.	4	
2	Score to response to question 6 in tender questionnaire	8	
3	Submit your skills/qualifications matrix for all operatives and supervisors.	8	
4	Provide a method statement to explain how you would manage this contract from acceptance of tender, delivery of the works and supervision on site along with contract administration through to final account and completion, including your approach to the specialist physical restoration works.	12	
5	Describe your ongoing approach to Health & Safety awareness and training for all your staff.	8	
	TOTAL	40	