

NOTES:

GENERAL NOTES:

Refer to GA and elevations.

Details are indicative only. Contractor to advise on details for strenght and stability.

Contractor to provide samples of all finishes stated for approval prior to manufacture.

Also refer to 273/403.1 for detail and 273/404.0 for add-on panels.

Where oak is noted it is solid sanded smooth with clear matt lacquer so as to be as natural in appearance as possible. Suggested ref: Envirograf natural lacquer class 0. Contractor to provide samples of all finishes stated for approval prior to manufacture.

QUANTITY REQUIRED:
2X

1/ 30 x 30mm solid oak top frame. Table top wraps over. Contractor to advise on detail.

2/ 40 x 40mm solid oak frame legs. Oak joints at junctions to be agreed with contractor. Suggest mortice and tenon or lap joints.

3/ 15mm ply top, finished with solid core laminate Ref: Abet Laminati Print S802 (871) SE1 Colorpact. Laminate to be fixed according to manufacturers instructions. Joint line to be on front faces not top. http://www.abetuk.com Ply edge to be finished smooth and visible. Laminate to be fixed according to manufacturers instructions. http://www.abetuk.com

4/ 40 x 40mm solid oak side strut for stability between frame legs. Oak joints at junctions to be agreed with contractor.

5/ Pre drilled holes with threaded inserts to suit fixings for add on panels. See 273/403.1 and See 273/404.0

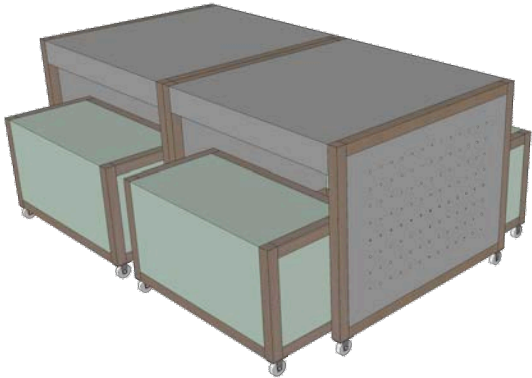
6/ Pre drilled holes in top with threaded inserts finished flush. This to support add on items.

7/ 40 x 40mm nest table solid oak frame to conceal edges of coloured laminate faces.

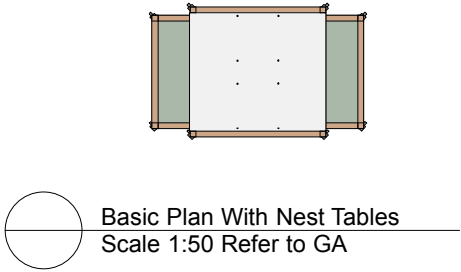
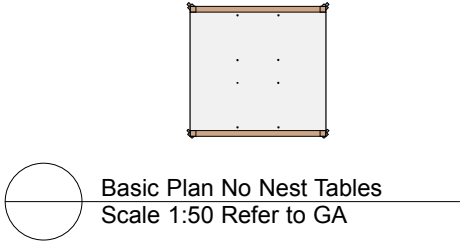
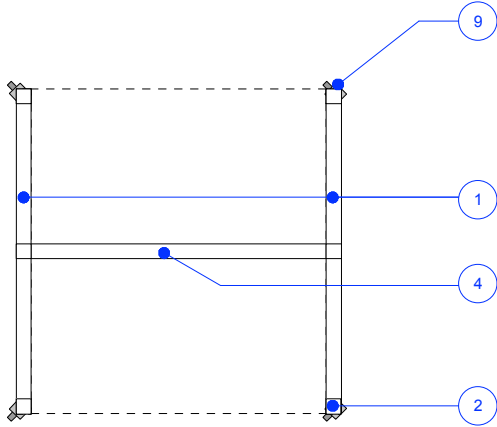
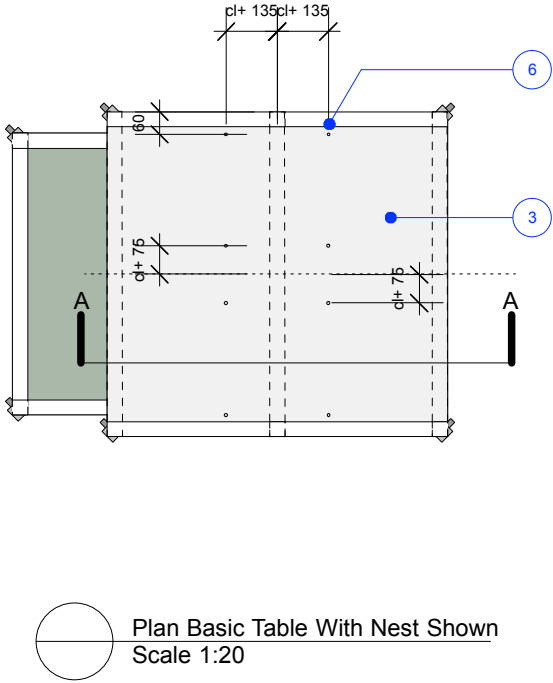
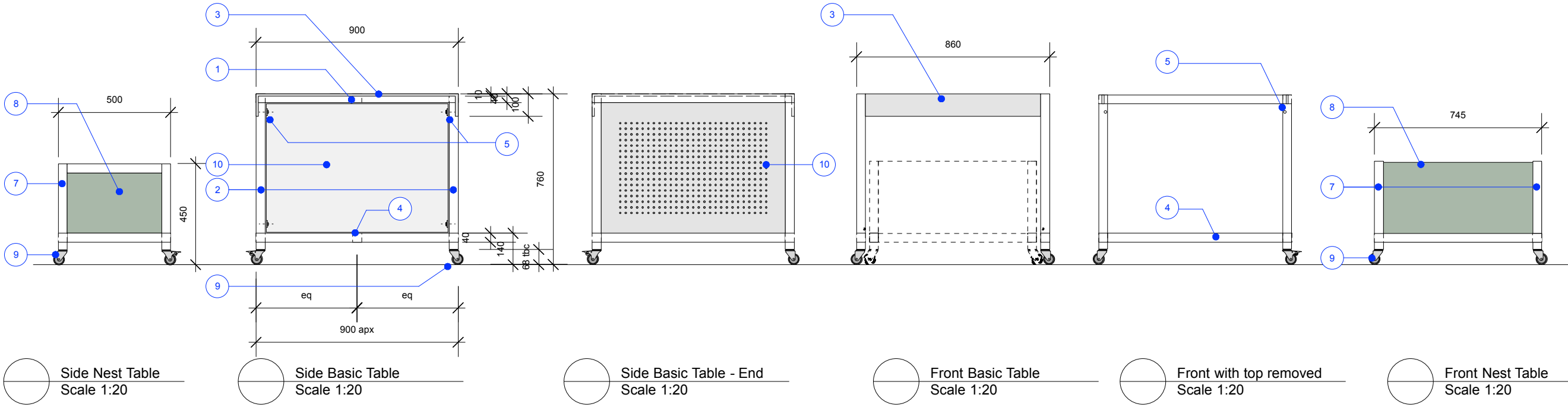
8/ Nest table coloured faces, constructed in 18mm mdf with laminate to all faces and sides. Laminate Ref: Abet Laminati Print (444) SE1 Colours. Laminate to be fixed according to manufacturers instructions, e. http://www.abetuk.com Internal support structure contractor to advise. Contractor to establish lip detail in frame to protect edge of laminate.

9/ Wheels to be discussed with the contractor. Suggest Bil Group T:01249 822 222 www.bilgroupcw.eu. BZD Series with bolthole fixing. Ref: BZD50VGR. Allow at least 2x with locking to each unit.

10/ End panel shown indicatively. See 273/404.0



Visual for reference
Room B Basic Tables



GENERAL NOTES:

DO NOT SCALE FROM THIS DRAWING. REFER TO WRITTEN DIMENSIONS ONLY. ALL DIMENSIONS AND LEVELS TO BE CHECKED ON SITE BY THE CONTRACTOR PRIOR TO COMMENCEMENT OF WORKS. ANY DISCREPANCIES TO BE REPORTED TO THE DESIGNER IMMEDIATELY AND PRIOR TO COMMENCEMENT OF WORKS.

ALL DRAWINGS TO BE READ IN CONJUNCTION WITH WRITTEN SPECIFICATIONS / ASSOCIATED DOCUMENTATION SUPPLIED BY THE DESIGNER.

ALL DRAWINGS TO BE READ IN CONJUNCTION WITH CONSULTANTS DOCUMENTATION AND DRAWINGS. ANY DISCREPANCIES BETWEEN CONSULTANTS DRAWINGS TO BE REPORTED TO THE DESIGNER PRIOR TO COMMENCEMENT OF WORKS.

THIS DRAWING SHOWS THE DESIGN INTENT ONLY. THE CONTRACTOR SHALL ADVISE ON ALL DETAILS AND ENSURE STRENGTH AND STABILITY IN ALL CONSTRUCTION.

THE CONTRACTOR TO PROVIDE SETTING OUT AND ROD DRAWINGS FOR APPROVAL PRIOR TO CONSTRUCTION.

ALL SERVICES TO COMPLY WITH LOCAL AUTHORITY, BUILDING CONTROL AND ENVIRONMENTAL HEALTH REQUIREMENTS AND TO SERVICES ENGINEERS DETAILS.

ALL STRUCTURE TO LOCAL AUTHORITY AND BUILDING CONTROL REQUIREMENTS AND TO STRUCTURAL ENGINEERS DETAILS AND CALCULATIONS.

DO NOT SCALE THIS DRAWING. CHECK ALL DIMENSIONS ON SITE

THE CONTRACTOR SHALL COMPLY WITH:

CDM REGULATIONS 2007

FIRE PRECAUTIONS:

CODE OF PRACTICE FOR THE PREVENTION OF FIRES ON CONSTRUCTION SITES AND BUILDINGS UNDERGOING REFURBISHMENT

ALL CONSTRUCTION AND MATERIALS TO CONFORM TO CURRENT BUILDING AND FIRE REGULATIONS.

SITE WASTE MANAGEMENT: THE CONTRACTOR SHALL MANAGE ALL WASTE MATERIALS AND RE-USE / RECYCLE AS MUCH AS POSSIBLE TO MINIMISE WASTE.

RISK ASSESSMENT:

THE CONTRACTOR MUST ENSURE THAT THE SITE IS A HAZARD FREE ENVIRONMENT AT ALL TIMES. STANDARD SAFETY CLOTHING AND EQUIPMENT MUST BE WORN AT ALL TIMES. THE CONTRACTOR MUST EMPHASISE POTENTIAL SITE RISKS AND HAZARD TO ALL OPERATIVES ESPECIALLY DURING DEMOLITIONS AND STRUCTURAL WORKS.

IF IN DOUBT - ASK THE DESIGNER

DRAWING STATUS:

FOR TENDER

REVISIONS:

--

CLIENT:

CHURCHILL WAR ROOMS

PROJECT:

CWR Shop

PROJECT ADDRESS:

King Charles Street
London SW1A 2AQ

DRAWING TITLE

900mm depth basic table - 1

SCALE

As shown

PAPER SIZE

A3

DRAWN BY

CJ

DATE

Sept 2015

PROJECT NUMBER

273

DRAWING NUMBER

273/403.0

REVISION

-

DRINKALL DEAN

Ground Floor 32 St Oswalds Place London SE11 5JE

PHONE: +44 (0) 207 735 2731

info@drinkalldean.co.uk www.drinkalldean.co.uk