



B1

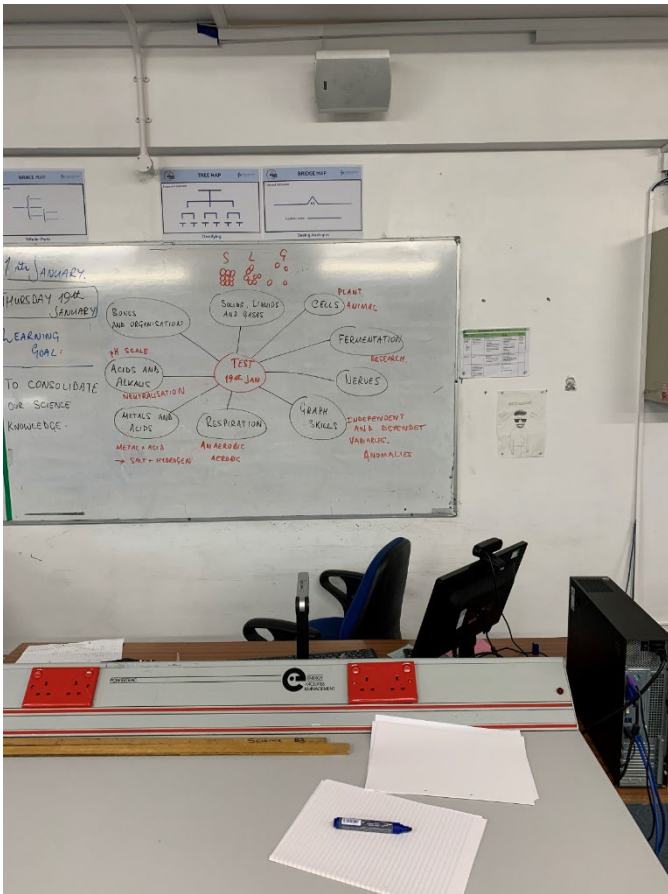


B2



B3

Island desk AV cabling to be installed in floor



## B4 Wires

Island desk AV cabling to be installed in floor




B4

Island desk AV cabling to be installed in floor





B5



B6



B7

Island desk AV cabling to be installed in floor



B8

Island desk AV cabling to be installed in floor








BS1

Island desk AV cabling to be installed in floor



BS2



C1



C10



C11





C12



C13







C14



C2



C20



C3



Motorised mobile trolley

## C4 – To Follow



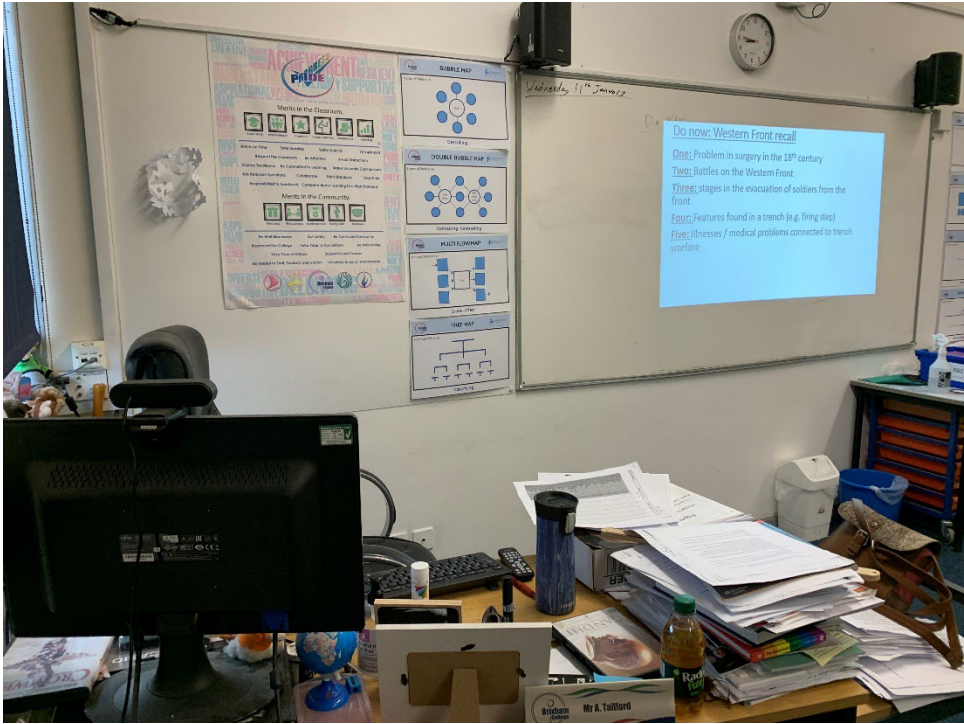
## C5ICT1

Island desk AV cabling to be installed in floor






C6



C7 ICT



C8





C9



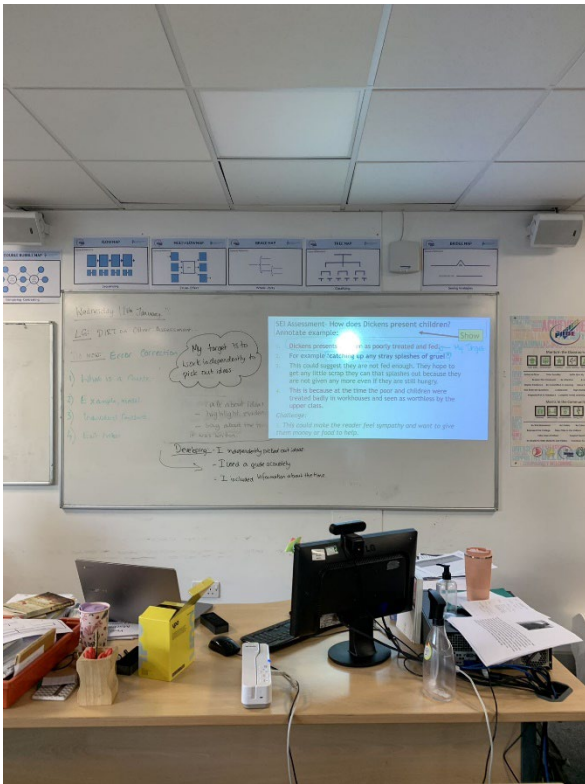
## CPD Room

Mobile screen




E1

Island desk AV cabling to be installed in floor




E2

Island desk AV cabling to be installed in floor



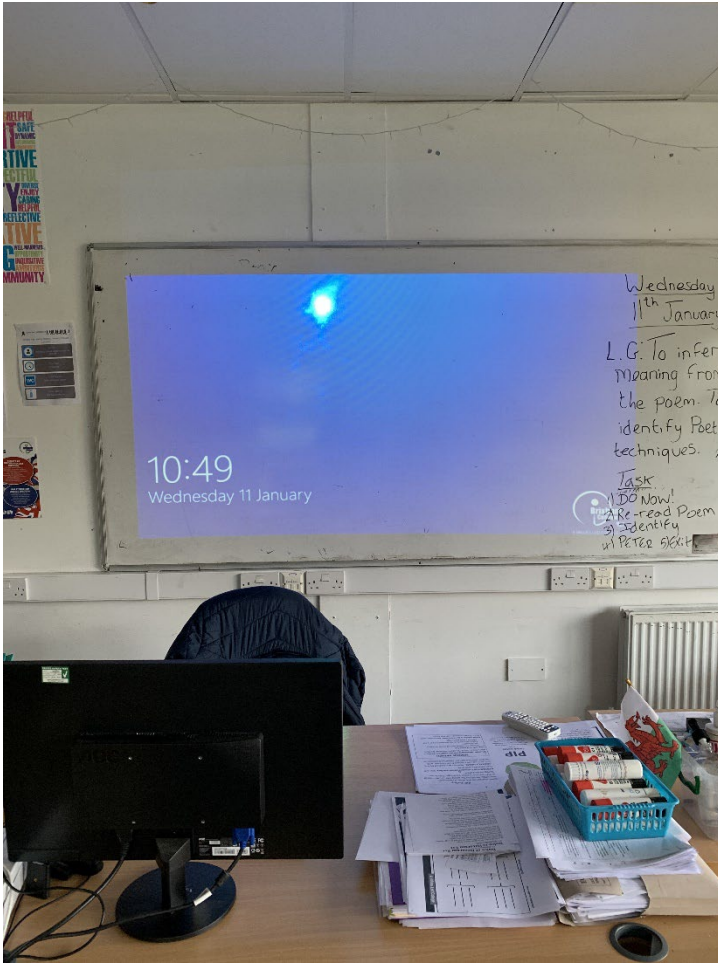
E3

Island desk AV cabling to be installed in floor



E4

Island desk AV cabling to be installed in floor







E7



E8



E9



ELZ Classroom





F1



F2

Mobile trolley



F3




Healthy Living ICT

Mobile screen






HS1




Intervention 1



Intervention 3



Learning Zone 1



Learning Zone 2



Lighthouse Gallery 1






Lighthouse Gallery 2




M1





M2



M3




M4




M5





M6



M7



M8





M9 Screen Placement



M9




Mark Eager (principal Office)



MU1



Pastoral Room 1



Pastoral Room 2





Pastoral Room 3








Pip Intervention



Sixth Form Art Classroom



Sixth Form Creative Media



Sixth Form





ST1



ST2



ST3




TE1





TE2





TSAT Board Room



Harbour 1



Harbour 2



Harbour 3



## Harbour 4

