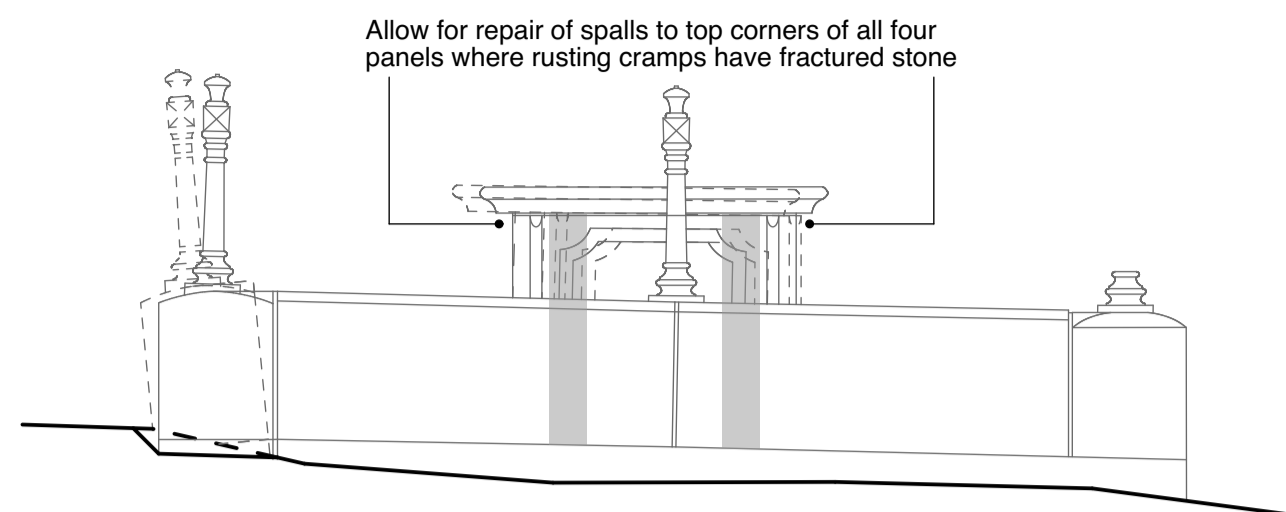


This drawing is © pdp Green Consulting Ltd.

Notes.

1. This drawing is to be read in conjunction with drawings, details and specifications issued for construction purposes as appropriate.
2. The Contractor is responsible for all dimensions and for the correct setting out of the work on site. Only figured dimensions are to be used. Any discrepancies are to be reported before proceeding.
3. All materials and workmanship to comply with current British Standards and Codes of Practice.
4. This drawing is not to be used for construction unless marked in the drawing status box "FOR CONSTRUCTION".
5. The user of the designs and details represented by this document are recommended to ensure that they are fully conversant with the Construction (Design and Management) Regulations 2015 in respect of any construction activities for which this document may be used.

If the user of this document has any doubts as to their statutory obligations in this regard, they should contact pdp Green, on 01872 265400 and ask for the Health and Safety Advisor.

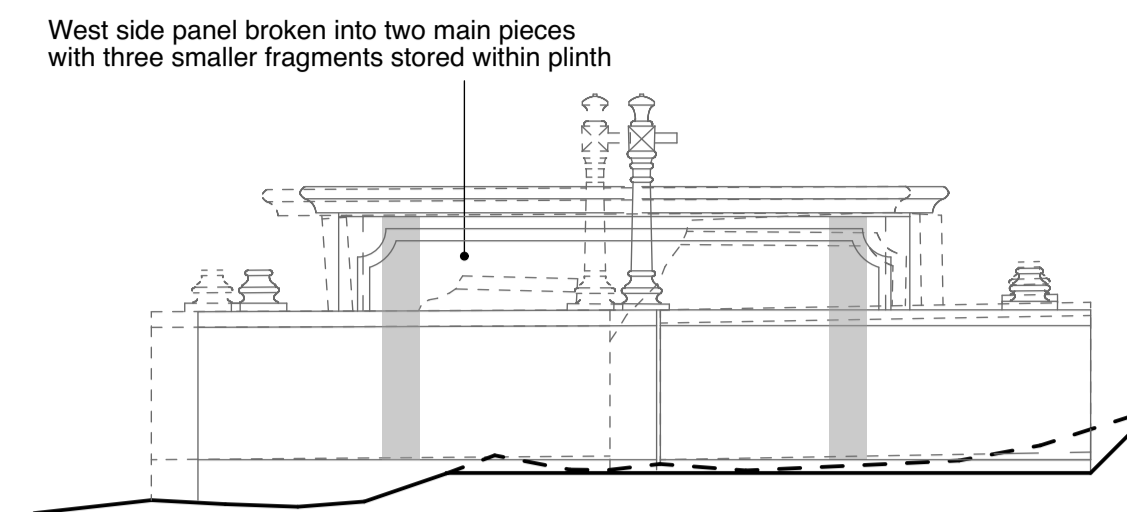


NORTH ELEVATION

Tomb
Carefully disassemble tomb components and remove brickwork and salvaged components inside and hand to client for safe keeping. Build up honeycomb brickwork core walls off existing base within tomb to support lid 10mm above top of side and end panels. 50mm space between face of brickwork and back of panels. Replace corroding hook cramps with stainless steel cramps. Repair broken west side panel. Re-assemble side and top panels, cramp to each other and brickwork core, and repoint joints.

Kerbs
Following removal of tree and roots, and excavation to reduce levels, re-build area of plinth disrupted by tree and roots. Reset and re-bed granite kerbs to existing plinth as close as possible to original line and level. Repoint joints between kerb stones.

Ironwork
Thoroughly de-rust ironwork and decorate.
Clean stonework (volunteers)

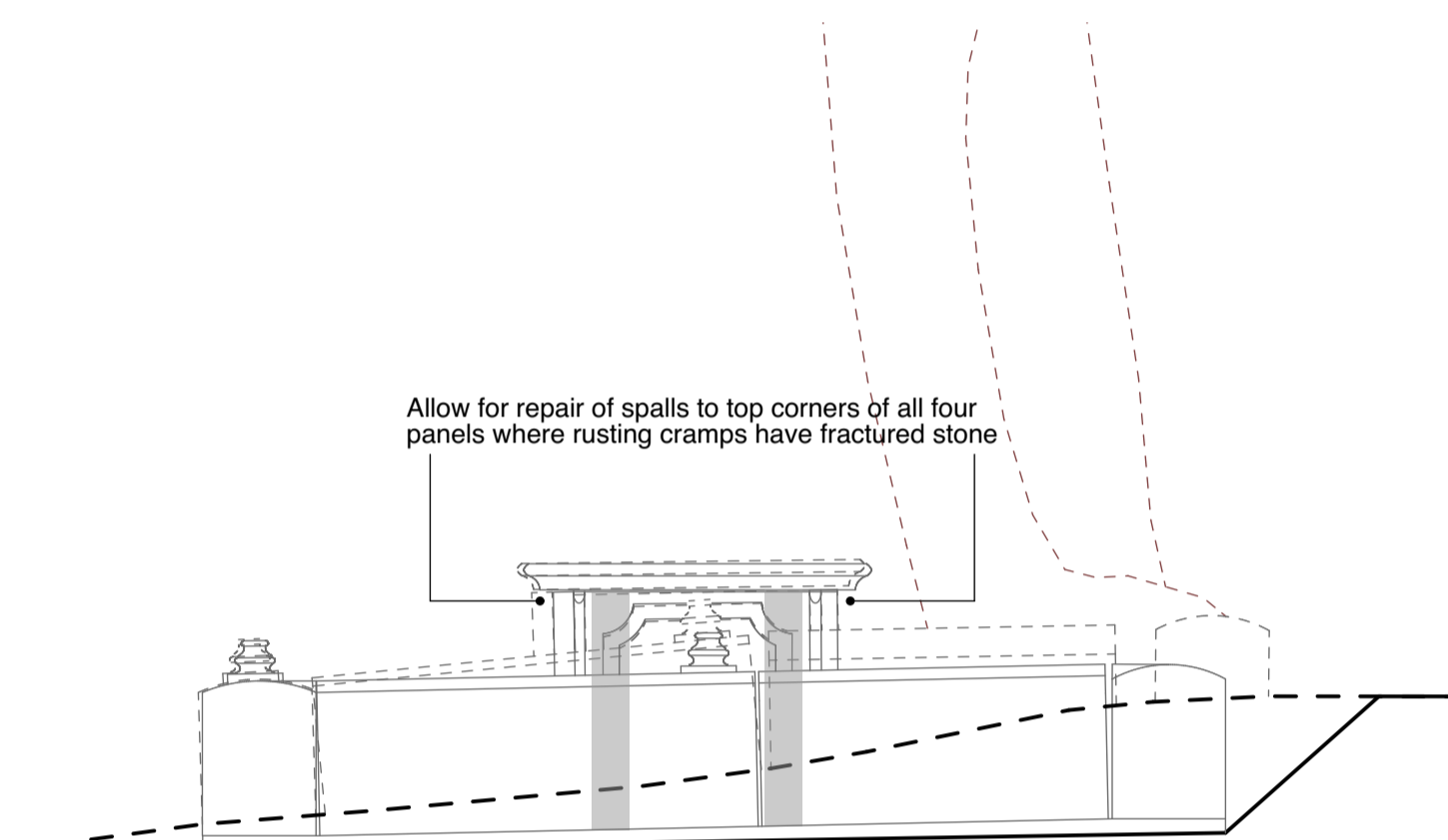


WEST ELEVATION



C34 and C35 McDowell Family Monument

1:20



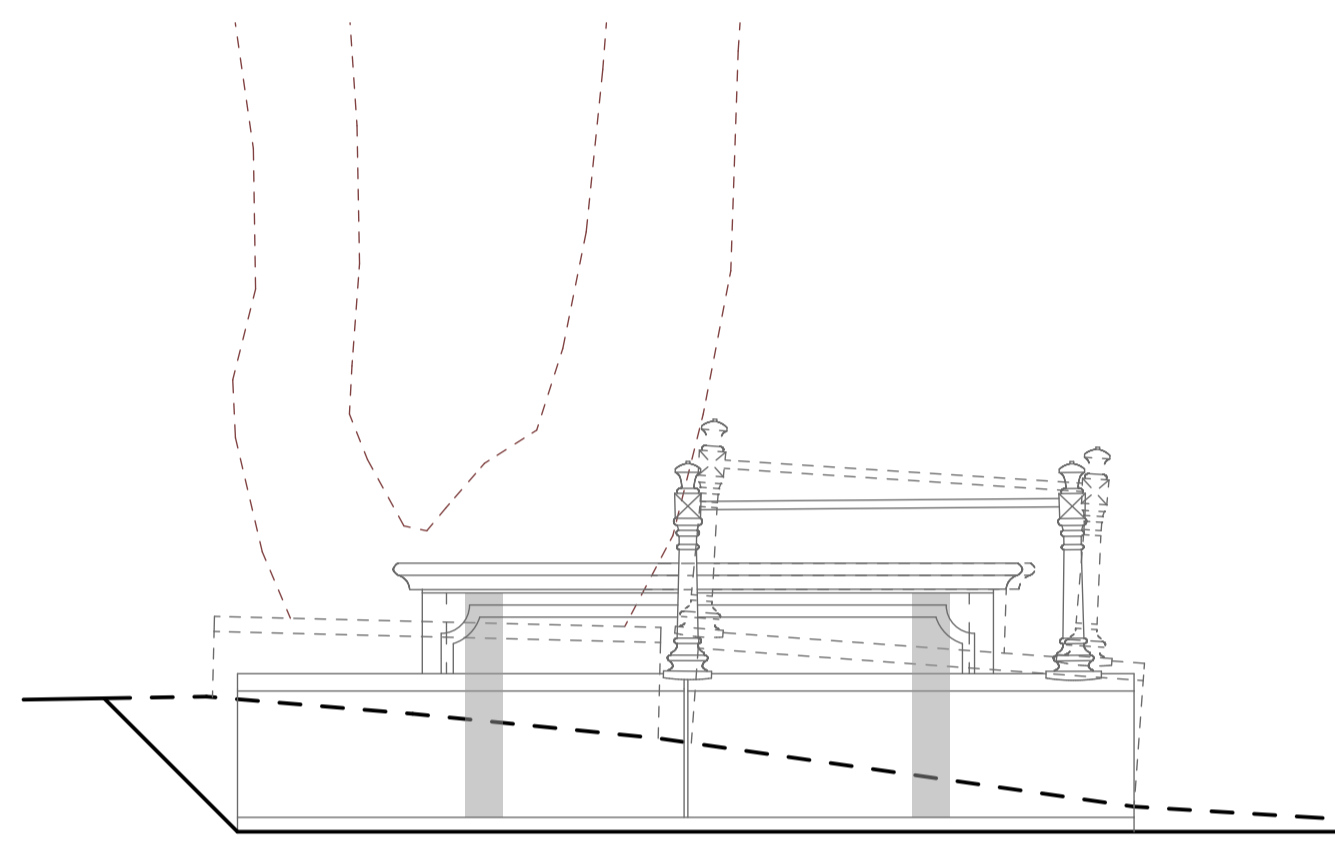
SOUTH ELEVATION

Cut down tree and grub out roots to beyond boundary of monument. Carefully reduce ground level to east and south sides of tomb to expose base of kerb stones and top of plinth.



Tomb
Carefully disassemble tomb components and remove brickwork and salvaged components inside and hand to client for safe keeping. Build up honeycomb brickwork core walls off existing base within tomb to support lid 10mm above top of side and end panels. 50mm space between face of brickwork and back of panels. Replace corroding hook cramps with stainless steel cramps. Repair broken west side panel. Re-assemble side and top panels, cramp to each other and brickwork core, and repoint joints.

Kerbs
Following removal of tree and roots, and excavation to reduce levels, re-build area of plinth disrupted by tree and roots. Reset and re-bed granite kerbs to existing plinth as close as possible to original line and level. Repoint joints between kerb stones.

Ironwork
Thoroughly de-rust ironwork and decorate.
Clean stonework (volunteers)

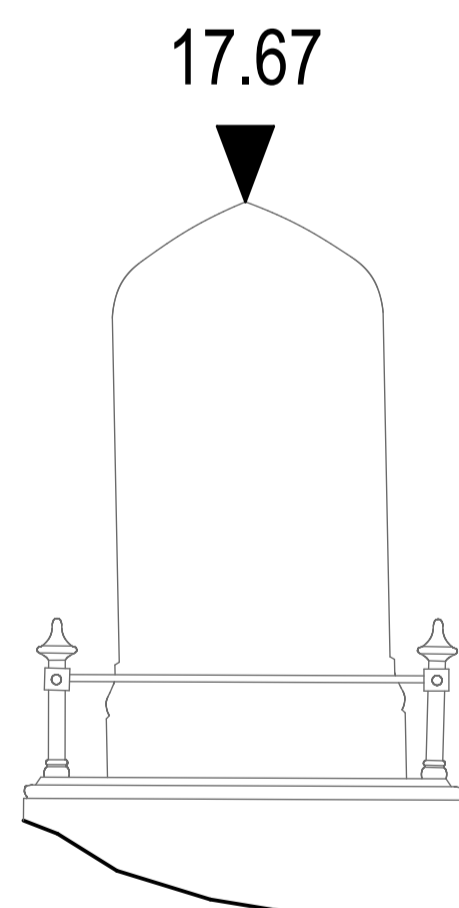


EAST ELEVATION



C34 and C35 McDowell Family Monument

1:20



NORTH ELEVATION

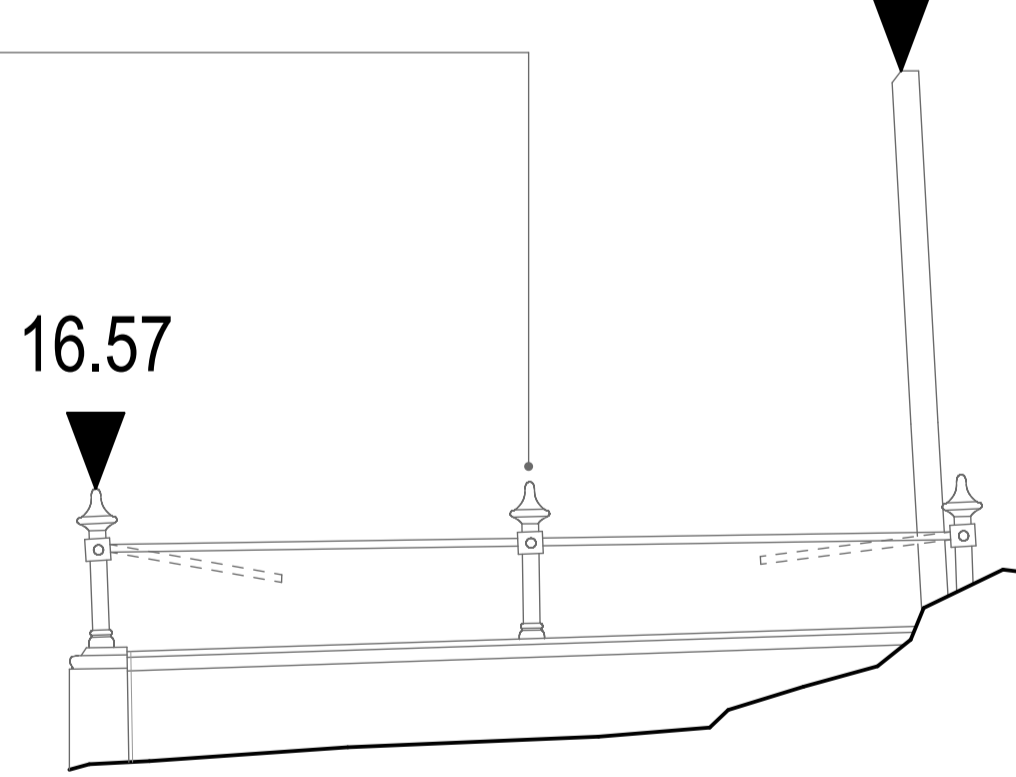
Salvaged baluster to be reinstated

Clean rust off all remaining ironwork and decorate.

Clean stonework (volunteers)

Replace broken rails with new matching sections of 25mm dia cast iron barley twist bar

Repoint vertical joints between granite kerbs



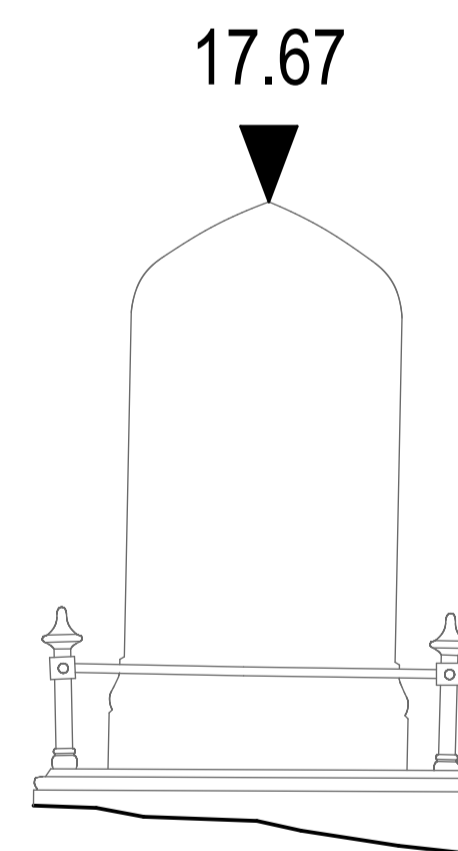
WEST ELEVATION

Clean rust off all remaining ironwork and decorate.

Clean stonework (volunteers)

Replace broken rails with new matching sections of 25mm dia cast iron barley twist bar

Repoint vertical joints between granite kerbs



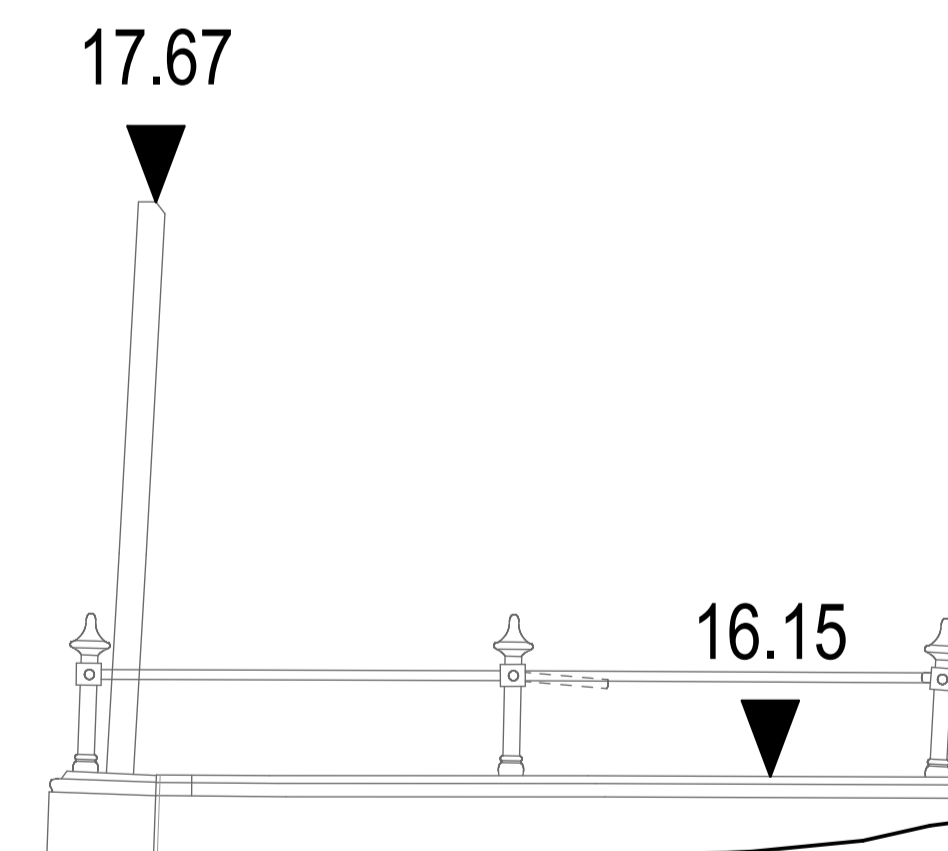
SOUTH ELEVATION

Clean rust off all remaining ironwork and decorate.

Clean stonework (volunteers)

Replace broken rails with new matching sections of 25mm dia cast iron barley twist bar

Repoint vertical joints between granite kerbs



EAST ELEVATION

15.02.21	Issue for Tender	RG	
05.02.21	First Issue	RG	

Rev.	Date	Amendments	BY	QA
------	------	------------	----	----

TENDER

Project Leader:	Designer:	Assistant:
RG	RG	KJ

Drawing:
Proposed Monument Elevations
C34/35 and C39

Client:
Falmouth Town Council

Job Title:
**Heritage Restoration of Falmouth's
Ponsharden Cemeteries**

Ponsharden

Date: 05.02.2021 Scale: 1:20 @A1 size

pdpGreen Consulting Ltd.
Calenick House
Truro Technology Park
Heron Way, Newham
Truro, Cornwall
TR1 2XN
Tel: 01872 265400
Fax: 01872 276356
Email: reception@pdpgreen.co.uk



Architecture, Structural and Civil Engineering

Job No: **J20-077** Dwg No: **3024** Rev: **A**

C39 John Halligey Monument

1:20