

# **Electronic Tender Management System Quick User Guide**

## **Supplier**

## Contents

<b>1.</b>	<b>Using the system.....</b>	<b>page 3</b>
1.1	Supplier registration	
1.2	Finding published tenders	
<b>2.</b>	<b>Responding to a public advertisement / notice.....</b>	<b>page 4</b>
<b>3.</b>	<b>Responding to a 'Tender by Invitation' from the contracting authority.....</b>	<b>page 5</b>
<b>4.</b>	<b>Supplier response screen – important keys and functions.....</b>	<b>page 6</b>
<b>5.</b>	<b>Adding Users.....</b>	<b>page 8</b>
<b>6.</b>	<b>Completing and submitting a response.....</b>	<b>page 9</b>
6.1	Completing an online questionnaire	
6.2	Attaching documents	
6.3	Submitting a response	
<b>7.</b>	<b>Shortlisted to the next stage/s of a tender process.....</b>	<b>page 12</b>
<b>8.</b>	<b>Messaging – communicating with the contracting authority.....</b>	<b>page 13</b>
<b>9.</b>	<b>Award.....</b>	<b>page 13</b>
<b>10.</b>	<b>Other important information.....</b>	<b>page 13</b>

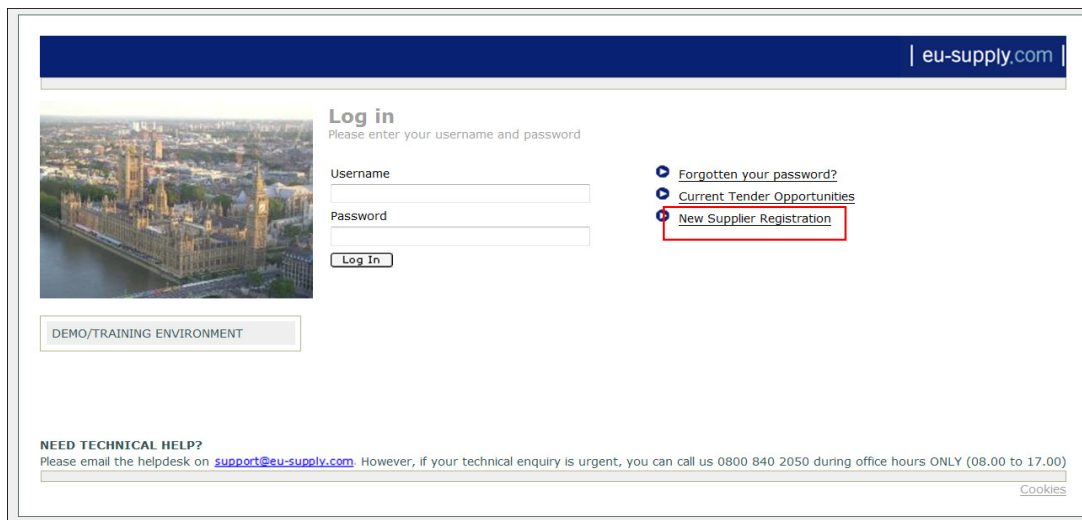
## 1 Using the system

### 1.1 Supplier Registration

To access EU Supply Complete Tender Management system (CTM) and respond to tenders your company needs to be registered as a user. Registration is free-of-charge and enables you to access all tenders published on CTM.

#### ***New Supplier Registration***

If your company has not already registered proceed to supplier registration by following the *New Supplier Registration* link from the portal login screen: <https://nhssbs.eu-supply.com>



eu-supply.com

**Log in**  
Please enter your username and password

Username

Password

[Forgotten your password?](#)  
[Current Tender Opportunities](#)  
[New Supplier Registration](#)

DEMO/TRAINING ENVIRONMENT

**NEED TECHNICAL HELP?**  
Please email the helpdesk on [support@eu-supply.com](mailto:support@eu-supply.com). However, if your technical enquiry is urgent, you can call us 0800 840 2050 during office hours ONLY (08.00 to 17.00)

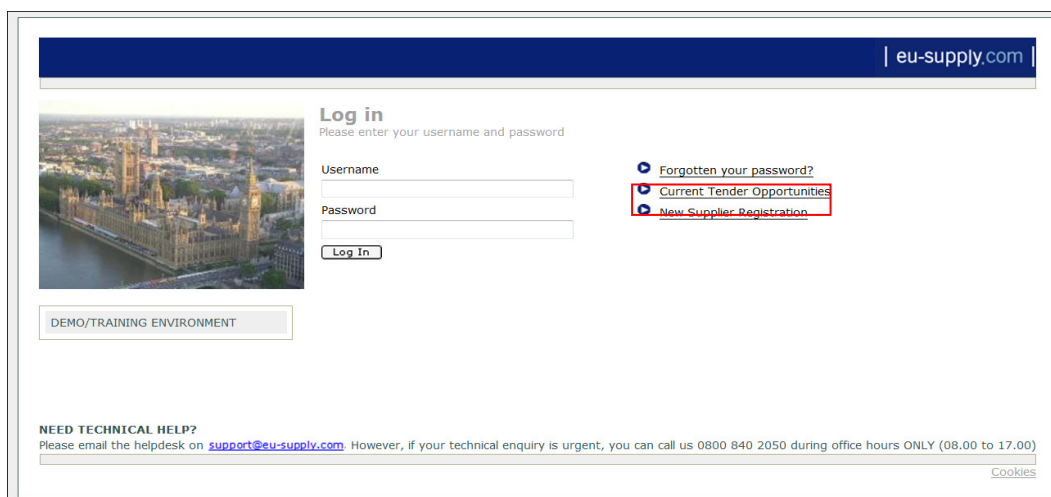
[Cookies](#)

Once you have registered, EU-Supply will send an email confirming your registration in the Tender Management System. This may take up to 24 hours.

You can now login using the username and password that you created at time of registering.

### 1.2 Finding published tenders

Published tenders are advertised on <https://nhssbs.eu-supply.com> under '**Current Tender Opportunities**:'



eu-supply.com

**Log in**  
Please enter your username and password

Username

Password

[Forgotten your password?](#)  
[Current Tender Opportunities](#)  
[New Supplier Registration](#)

DEMO/TRAINING ENVIRONMENT

**NEED TECHNICAL HELP?**  
Please email the helpdesk on [support@eu-supply.com](mailto:support@eu-supply.com). However, if your technical enquiry is urgent, you can call us 0800 840 2050 during office hours ONLY (08.00 to 17.00)

[Cookies](#)

To view all published tenders on EU Supply CTM select All from the drop down as illustrated below and click on [ Search ]. This will bring up a complete list of current tender opportunities that have been published on EU Supply.

eu-supply.com

### Ongoing public tenders

**Filters**

Tender: Issued Tenders Local From date: 14/12/2011 To: 14/12/2016

Text filter: No

[More options](#)

**Search** **Reset**

**Public Tenders**

No	Reference	Tender name	Response deadline	Process	Buyer	Countries
Page number 0 of 0						

## 1. Responding to a public advertisement/notice

If you have seen an advertisement from the list of current tender opportunities and want to participate *click* on the title of the tender.

This will take you to a letter of invitation where you are given the option to *Log in* or register as a new supplier, if you have not already done so.

Below you find information regarding this Tender. To be able to work on a response for the buyer you have to be registered and logged in.

**Log in** **Online registration...**

**Tender details**

Dear Sir or Madam,

**Open Tender stage for the Provision of Taxi services - 11127:1**

**Tender Deadline Deadline: 20/09/2011**

The authority is pleased to invite you to tender for the provision of Taxi services

Regards

Sarah Metcalfe

sarah.metcalfe@eu-supply.com

Training

When you *Log in* you are taken back into the letter of invitation but this time you are given the opportunity to register your interest in the tender by clicking on [ Accept ] :

Below you find information regarding this Tender. To be able to work on a response for the buyer you have to be registered and logged in.

[Accept](#)

[Tender details](#)

Dear Sir or Madam,

**Open Tender stage for the Provision of Taxi services - 11127:1**

**Tender Deadline Deadline: 20/09/2011**

The authority is pleased to invite you to tender for the provision of Taxi services

Regards

Sarah Metcalfe

sarah.metcalfe@eu-supply.com

Training

Please note that accepting the invitation is not a formal commitment to the tender and you can choose not to continue with the tender process by withdrawing interest. See Section 4 point 9

If the publishing Authority has made any documentation accessible for you to view before accepting the invitation then these will be available to access from the *Tender Details* link in the top right hand corner of the invitation. Click on *Tender details* and then *View Documents* tab.

Once you have *accepted* the invitation you are taken directly into the tender response screen (see Section 4)

### 3. Responding to a 'Tender by Invitation' from the contracting authority

If you have been sent an invitation to tender you will receive email notification informing you as such.

3.1 If you are already a **registered user** click on the link in the email and enter your login details. You will be taken to the letter of invitation where you can choose to Accept / Decline (see section 2). When you Accept you are taken directly to the tender response screen (see section 4)

3.2 **A pre-registered user.** In order to send you an invitation to tender the contracting authority may have pre-registered your name and company. If this is the case you will receive email notification. It is important that you follow the link in the email (even if you are already a registered user) and complete the pre-registration process otherwise you will not be able to respond to the tender:

- Follow the link in the email and enter your email address as prompted
- You will be taken to a page listing companies of the same / similar name.
- If you are already a registered user select from the list the company you belong to (please note at this point you are not logged in).
- Verify your access to this company by entering your username and password.
- **If you DO NOT belong** to any of the companies presented choose to continue with the pre-registration account by selecting **Continue with this preregistration**
- You will then be connected to a part of the tender (Please note you are still not logged in). Follow the **"Register online"** link on the left hand side.
- Complete the registration form and choose a username and password. Once done registration will be complete and you will be able to log in.

New screen which is displayed if the domain of the email is the same as an existing user.  
The page lists companies within same country and not already invited

**Select company**

Your company has been preregistered by the buyer. There are companies already registered in the system. Please select a company to use or continue with this new company (bottom selection). If you choose to use one of the existing companies: To verify that you are a user in the company you must enter username and password at the bottom of the page: Enter username and password and click "continue". The invitation will then be transferred to the company selected.

(Note that once you have successfully moved the invitation, the link in the original invitation email may no longer be used to access the RFT, instead you have to login with the company user account.)

Company	Region/Division	Company Contact	Email	Administrator info	Email match
<input type="radio"/> POQ Office (s3)		Firstadmin Sellertavast3	ante@linux.nu		
<input type="radio"/> Stiff company		Admin Stiff	at@linux.nu		
<input type="radio"/> Continue with this preregistered company					

**Verify user in company**

To connect the invitation to the selected company you need to enter user name and password for your user in the selected company. The invitation will then be moved to this company and you will be redirected to the login page after this is done.

User name  
Password

If selecting a company, the supplier have to enter his user name and password in the selected company. By doing that he will move the invitation from the pre-registered company to the one he selected

There is a check in this column if there is an exact match of the pre-registered email address and an existing user within the system

#### Company exists but I do not have a login

If the company exists but you do not have a login to this account you will need to contact the company administrator (the person in your organisation who originally registered the company) and ask them to set up a user account and issue you with a username and password. Once this is done you can click on the link in the email notification again, choose the company and verify with your login details.

#### 4. Supplier response screen - important keys and functions

eu-supply.com Account administration Help Log out

Home / My Tenders / Tender 11260

**Tender 11260 - Fairy Lights**  
Department Collaboration

**To submit Response**  
Please allow some time for sending of your response.  
After clicking 'Submit response' you will be required to verify yourself by entering your user name and password.

**Detailed instructions**

**Response not submitted** (Scroll down to submit)

**Time left: 4:03:06**

**My Response - Step 1** **My Response - Step 2** **Contracts** **Messaging** **Audit trail**

**Tender**  
[View Tender](#) [View invitation letter](#) [Access documents](#)  
[Assign user access](#)

**My response**  
Fairy Lights

**Qualification questions**  
0 of 5 question(s) answered  
[Assign sections...](#) [Answer questions...](#)

**My documents**  
0 document(s) attached  
[Attach documents...](#)

**Percent complete**  
Totals 0%

**Deadline of clarification questions:**  
**Validity of tender:**  
**Planned award date:**  
**Response deadline (BST):**  
09/12/2011 14:00

**View/Print response form** **Cancel expression of interest** **Submit Response**

1. **Time left / Response deadline / deadline of clarification questions:**
  - Time left - This is the time remaining to the response deadline.
  - This is the response deadline set by the procuring authority. Any attempts made to submit after the deadline has passed will fail.
2. **Response not submitted / submitted**
  - Here it indicates whether a tender has been submitted or not. It remains Red until the tender has been submitted. Once it is submitted the text changes to 'Response submitted' showing date and time and the red cross is replaced with a green tick.
3. **Assign user access**
  - Here you can assign other company users to access and work on the tender response but firstly they need to be created as a user – see section 5: Adding Users.
4. **Access Documents**
  - All documents and information which the procuring authority has attached regarding the tender can be accessed and downloaded from here. These may include response templates and declaration forms that you need to complete and submit. See Attach documents tab (6) to upload any documents to be submitted as part of your response.
5. **Answer Questions**
  - The contracting authority may request you to complete an online qualifications questionnaire which you access from here. See section 6 for more information on completing a questionnaire.
6. **Attach documents**
  - It is through this tab that you upload tender related documents as requested by the contracting authority.
7. **Percentage of questions completed**
  - This relates to the qualification questions and completion of the online questionnaire. As questions are answered a green bar maps the progress showing percentage of questionnaire completed. If all mandatory requirements have not been met such as a mandatory document upload these are flagged up here.
8. **Submit response / response not submitted**
  - It is here that you instruct the system to submit your response. **Even If you have completed all the qualification questions the tender is not submitted until you have pressed the key "Submit tender" and verified your details by entering your user name and password.** Once you have done this you will receive a pop-up confirming that your tender has now been submitted. The text "Response not submitted" in (1) will now be marked with green with the text changing to "Response submitted" with date and time appearing next to it.
9. **Cancel Expression of Interest**
  - You can inform the supplier that you do not wish to proceed with submitting a tender response but following the Cancel Expression of Interest. When you do this the Cancel Expression of Interest tab is replaced with Resume. This means that you can resume submitting a response should you change your mind and providing it is still within the response timeframe.
10. **Messages:**
  - It is from here that you send messages and clarification questions to the contracting authority up until deadline for submission of tenders or within the stated deadline for asking

clarification questions. All messages sent to you by the contracting authority will also be found here. A full message trail is kept here with each message assigned with a unique ID.

#### 11. Audit trail:

- A record of all your activities in the system relating to the tender is kept here. You will also see those of the contracting authority. Each piece of activity is date and time stamped.

#### 12. View / Print response

- Once a response has been submitted you can go back to the tender and view / print your response at any time.

#### 13. Contracts

- Here you will find an overview of the contracts which might have been awarded to you via the EU-Supply Tender Management System

**IMPORTANT: Your tender will not be visible to the awarding authority unless you 'Submit' it.**

You can make changes to your tender up until expiry of the response deadline. The contracting authority CANNOT see or access the tender until the response deadline has passed.

## 5. Adding users

If you want other members of the organisation to participate in tenders you will need to create them as users.

From the home page go to Account Administration and select User Profiles from the drop-down:

The screenshot shows the eu-supply.com website. The top navigation bar includes 'eu-supply.com', 'Account administration' (with a dropdown arrow), 'Help', and 'Log out'. The 'Account administration' dropdown menu is open, showing options: 'Account administration', 'Home', 'MY COMPANY/SETTINGS', 'Personal profile', 'User profiles' (highlighted in blue), 'Message archive', 'Company administration', and 'LINKS'. The 'LINKS' section includes 'Terminology list', 'Downloads', and 'Browser test'. On the left, the 'Home - Sarah Supplier' page is visible, showing 'Services' (My Tenders, Public Tenders, Contracts) and a 'Welcome Sarah Supplier' message. On the right, a sidebar contains a 'Navigation' menu with a 'down' button and a 'bottom' button.

Click on **Create user...**. Complete the form accordingly setting a username and password.

The screenshot shows the 'Users' management page. It features a 'List of users' table with columns: 'Name', 'Company role', and 'Last log in (UK Time)'. The table contains one user: 'Sarah Supplier' with the role 'Company administrator' and a last log in time of '14/12/2011 16:23'. Below the table, there is a 'Create user...' button (highlighted with a red box), a 'Delete' button, a 'User groups' button, and a 'Done' button.

Email username and password to the user instructing them to change their password on logging in. This can be done by going to Account Administration – Personal Profile – Edit User Profile. To change password type in a new one in the password box – Save.

Now that the user has been created they can be assigned to tenders (3).



## 6. Completing and submitting a response

The contracting authority may request you to complete a tender response in one of two ways:

- completing an online questionnaire (5)
- downloading a template provided by the contracting authority from the Access Documents folder (4), completing and uploading through the Attach documents tab (6)

### 6.1 Completing an online Questionnaire

From the Qualification Questions tab select **Answer questions**.

Work through and answer the questions as instructed.

It is important to complete all the questions and attach any documentation as may be requested by the contracting authority.

If you have previously filled in the questionnaire for another tender then the answers will be pre-filled. Previous answers will be marked in **yellow**. In such instances all you need to do is save the answers.

If the question has not been updated since the last time you completed the questionnaire it will be marked with **red**.

Note the icons which range from a mandatory document; document upload allowed; a Gateway question; a numeric answer only; a question with an expiry date. **Click for instructions** from the questions screen:

[Click for instructions](#)

**Instructions**

Answer questions and click 'Save' to save the answers. Click 'Save and Next' to save and go to the next section.

**If any questions are not applicable, please DO NOT LEAVE BLANK but instead, type in N/A in the box so that the system knows you have answered ALL THE QUESTIONS.**

Sections fully answered are marked with a green ticker. If any answers are missing or questions have been updated since last saved, the section is marked with a red ticker.

Questions marked with red have been updated since you last answered. Please review your answers.

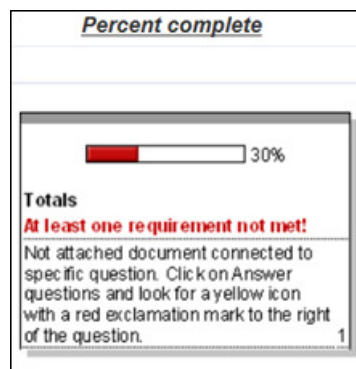
Questions marked with yellow are questions you have already answered to, but in another Lot. You have to save the answers on this Lot for the buyer to see your answers.

Questions marked in pink indicates a gateway question with an incompliant answer.

Table question	Gateway question	Gateway answer	Question with expiry date
Required to attach document	Possible to attach document	Document attached where required	Document attached

You do not have to complete the questionnaire in one go as you can save and exit at any point and continue later but remember the response deadline.

When you start filling in the answers you will be able to see how much of the questionnaire you have completed. This is shown as a percentage (7)



If an open text question is not applicable to you write "not applicable" in the answer box rather than leave a blank space. If you have been asked to upload a document by way of responding to a question write 'document uploaded' in the answer space. The system will register that the question has been answered.

You can assign individual sections to be answered by specified members of the organisation. Follow the Assign sections tab .

**Note:** the system will flag up if any requirements such as mandatory document upload have not been met. You will still be able to submit but it does mean that your response is incomplete.

Once you have completed the questionnaire remember to **submit** your response.

## 6.2 Attaching documents

If the contracting authority has not used a questionnaire then they may request you to download templates and spread-sheets from the **Access Documents** tab to complete and then upload. Otherwise they may just request you to compile a response off line and upload.

Once you have completed your response upload all necessary documents through the **Attach documents** tab from My Documents and then submit your response.

My Response - Step 1 | My Response - Step 2 | Contracts | Messaging | Audit trail

**Tender**  
[View Tender](#) | [View invitation letter](#) | [Access documents](#)  
[Assign user access](#)

**My response**  
 Fairy Lights

**Qualification questions**  
 5 of 5 question(s) answered

**My documents**  
 0 document(s) attached

**Percent complete**  
 100%

**Totals**  
 Your auto score: 10 (100 %)

**Response not submitted**

[View/Print response form](#) | [Cancel expression of interest](#) | [Submit Response](#)

### 6.3 Submitting your response

Once you have completed your response and are ready to submit click on the **Submit Response** tab from the bottom menu bar. Enter login details as prompted.

eu-supply.com | Account administration | Help | Log out

Home / My Tender

**Tender**  
 Department Col

**To submit**  
 Please allow some time  
 After clicking 'Submit'  
 by entering your

**My Response - Step 1**

**Tender**  
[View Tender](#) | [View invitation letter](#) | [Access documents](#)  
[Assign user access](#)

**My response**  
 Fairy Lights

**Qualification questions**  
 5 of 5 question(s) answered

**My documents**  
 0 document(s) attached

**Submit Response**  
 In order to submit a Response you need to enter your user name and password.

**Verification**

**User name**

**Password**

When submitting your Response will be sent to the buyer. Access to the buyer may then be restricted by any opening procedure used.

[Send](#) | [Cancel](#)

**Response not submitted**  
 (Scroll down to submit)

Time left: 3:36:23

**Deadline of clarification questions:**  
 Validity of tender:  
 Planned award date:  
 Response deadline (BST):  
 09/12/2011 14:00

**Percent complete**  
 100%

**Totals**  
 Your auto score: 10 (100 %)

**Response not submitted**

[View/Print response form](#) | [Cancel expression of interest](#) | [Submit Response](#)

Once submitted a green tick appears and **Response submitted** with date and time of when the event occurred.

**To submit Response**  
Please allow some time for sending of your response.  
After clicking 'Submit response' you will be required to verify yourself by entering your user name and password.

[Detailed instructions](#)

Response submitted: 09/12/2011 10:24  
**Time left: 3:34:41**

My Response - Step 1    My Response - Step 2    Contracts    Messaging    Audit trail

**Tender**  
[View Tender](#)    [View invitation letter](#)    [Access documents](#)  
[Assign user access](#)

**My response**

**Fairy Lights**  
**Qualification questions**  
5 of 5 question(s) answered  
[Assign sections...](#)    [Answer questions...](#)

**My documents**  
0 document(s) attached  
[Attach documents...](#)

**Percent complete**  
  
**Totals**  
Your auto score: 10 (100 %)

Deadline of clarification questions: -  
Validity of tender: -  
Planned award date: -  
Response deadline (BST):  
**09/12/2011 14:00**

Response submitted: 09/12/2011 10:24  
[View/Print response form](#)    [Withdraw Response](#)    [Submit Response](#)

Even after submitting you can go back and make any changes to your response up until the response deadline.  
**Just remember to resubmit each time any changes are made.**

## 7. Shortlisted to the next stage/s of a tender process

If you are successful in being shortlisted to the next stage/s of the tender process the contracting authority will issue an invitation.

You will receive an Invitation to Tender message notification. Click on the link in the email and enter login details. You will be taken to the letter of invitation where as with previous stage/s you can choose to Accept / Decline the invitation:

Messages

14/12/2011 12:20

EUS Holdings Ltd – Invitation to tender for ITT

Tender▶▶

14/12/2011 11:04

eu-supply EDU: Your proposal for 11260.2 ITT submitted

Tender▶▶

09/12/2011 10:34

eu-supply EDU: Your proposal for 11260.1 PQQ submitted

Tender▶▶

20 new messages

All messages...

My Tenders

No	Description	Times (UK Time)	Response owner	Buyer
11069	<div>Office Stationary</div> <div> <div>Office Stationary - PQQ</div> <div>Office Stationary - ITT</div> </div>	<div>End time: 28/07/2011 12:00</div> <div>End time: 28/07/2011 18:00</div>	Sarah Metcalfe	EUS Holdings Ltd
11068	<div>Domestic Waste Management</div> <div> <div>PQQ</div> <div>ITT</div> </div>	<div>End time: 28/07/2011 10:00</div> <div>End time: 15/12/2011 11:00</div>	Sarah Metcalfe	EUS Holdings Ltd

Click on Tender to open the letter of invitation

You are hereby invited by EUS Holdings Ltd to participate in this Tender. Please click the 'Accept' button if you are interested in the Tender outlined below. If you do not wish to participate, please click 'Decline'. If you wish to defer your decision, please click 'Answer later'. EUS Holdings Ltd will be informed automatically of your decision.

Accept Decline Answer later

Tender details

Dear Sir/Madam

Invitation to tender for: ITT

## 8. Messages

To communicate with the contracting authority and ask tender specific questions use the Messaging facility on the tender response screen.

All messages relating to the tender will appear here.

In addition any unread messages will appear on your Home page.

My Response - Step 1 My Response - Step 2 Contracts **Messaging** Audit trail

**Tender**

View Tender View invitation letter Access documents

Assign user access

**My response**

Fairy Lights

**Qualification questions**

3 of 5 question(s) answered

Assign sections... Answer questions...

Deadline of clarification questions: -  
Validity of tender: -  
Planned award date: -  
Response deadline (UK Time):  
**21/12/2011 14:00**

**Percent complete**

30%

## 9. Award

Once the tender process has concluded it is only the awarded supplier(s) that will proceed to the contract phase.

In case of a 'standstill period' a message in respect of the award may automatically be sent to you otherwise all correspondence will be sent through the messaging facility.

## 10. Other important information

- In case you have forgotten your password you can request another by following 'forgotten your password?' link on the main log in page. A new password will be automatically sent to your registered email address.
- System support is provided by EU-Supply. If you have any system related queries or problems send an e-mail with an explanation of the problem together with the tender ID number and title and your company details to: [support@eu-supply.com](mailto:support@eu-supply.com)

- For any queries relating to the content of the tender contact the contracting authority using the messaging facility.
- If you have not pressed the key 'Submit response' and filled in your user name and password as promoted your response will not be visible to the contracting authority once the response deadline has passed. If the Green tick is not showing in place of the red cross then the response has not been submitted.
- Tenders cannot be submitted after the response deadline.
- **Always give yourself plenty of time to complete your response and always submit the tender in good time. Avoid submitting to the last few minutes as the response deadline could occur while you are in the middle of creating / uploading your response and documents.**