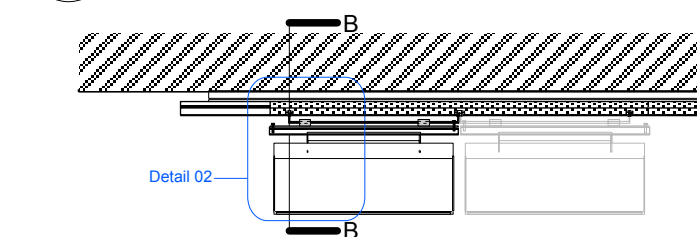
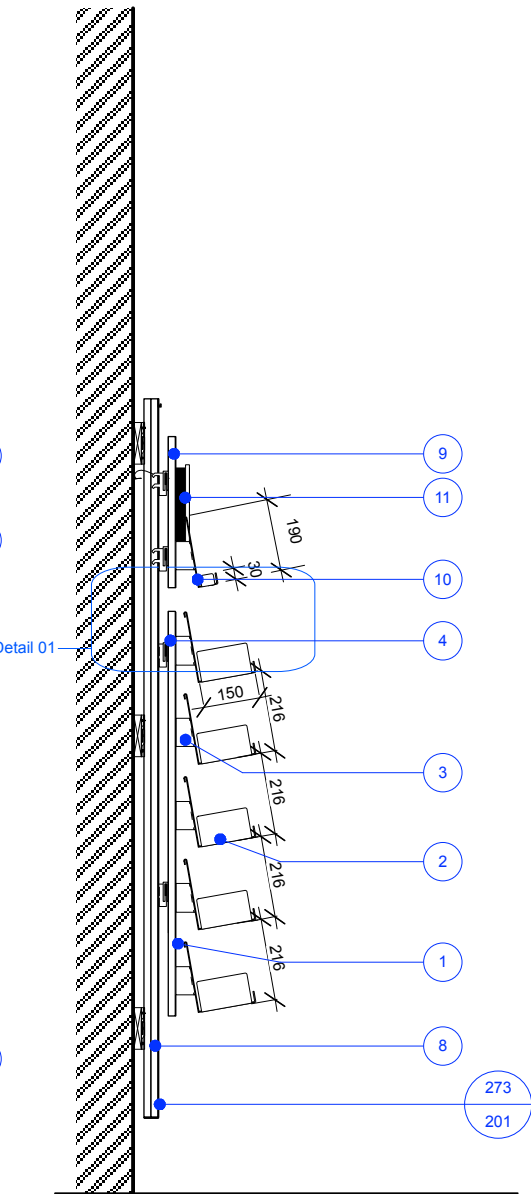


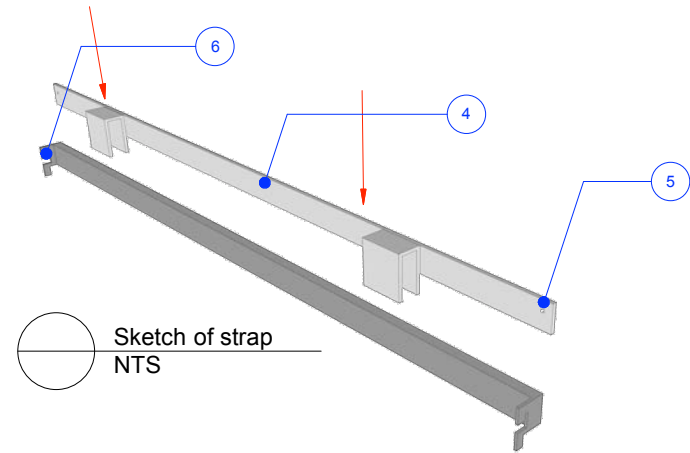
Front Elevation
Scale 1:20



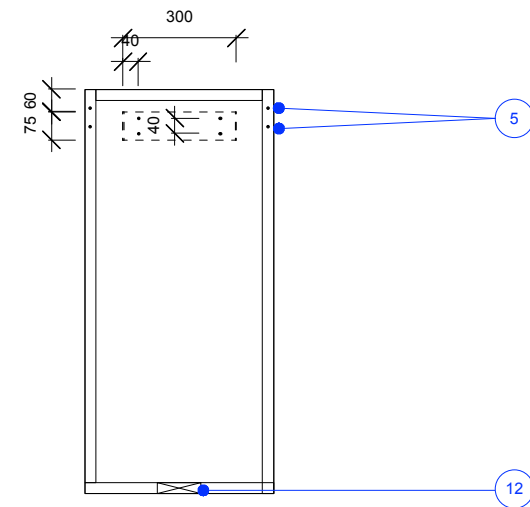
Top Plan Type A
Scale 1:20



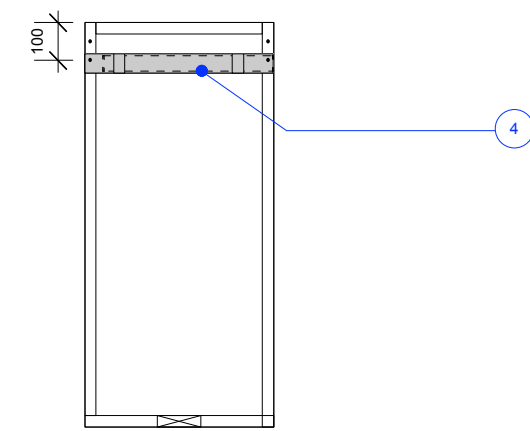
Side Elevation
Scale 1:20



Sketch of strap
NTS



Rear Elevation Showing Shelf Fixing Plate
Scale 1:20



Rear Elevation with Straps
Scale 1:20

NOTES:

GENERAL NOTES:

Contractor must liaise with Peerless Systems or similar on correct detail and installation. Peerless Systems. x
www.peerlessdesigns.com

Unit is designed to be able to be positioned in a group of 2 or 4 as shown or individually.

Note: item 11 LCD screen is to be provided by IWM. This to play DVDs. Screen to be hard wired to point behind panel and to have isolator switch at low level. Note DVD player may be housed in storage unit at low level and this will also require power point and cable access. **Actual equipment, detail and power requirement to be discussed.**

Read with 273/310.1

Refer to **273/203.0 Fixing details - method statement** for back wall panel fixing detail options into existing structure.

QUANTITIES

2 X
TV UNIT OVER 1X

1/ 18mm mdf back panel with solid core laminate to all faces. Ref: **Abet Laminati Print S802 (871) SE1 Colorpact**. Laminate edges to be on side not front of panel. Laminate to be fixed according to manufacturers instructions. <http://www.abetuk.com>

2/ Steel with side panels and front lip folded at top as shown and all powder coated. All by Peerless or similar. **Colour RAL 9010**

3/ Powder coated steel angled box fixed to back of steel shelf and to ply/oak back panel. Part of shelf by Peerless or similar. **Colour RAL 9010**

4/ Support bar with hooks welded to it. Bar in steel with BZP finish. All by Peerless or similar. Bar pre drilled to fit to DVD panel rear using allen key style fixings into threaded insert.

5/ Allen key style fixing into threaded insert in back ply/oak panel. Consult with Peerless or similar.

6/ Hooks to back of support bar lowered on to steel bar with bracket ends to fix into slotted upright system. All steel with BZP by Peerless or similar.

7/ Indicates slotted upright

8/ Indicates wall panel. See 273/201.0

9/ Panel to fix over DVD panels. This to be mdf with laminate face as item 1 above. Panel to fix into slotted upright system using bar and brackets detailed for DVD panel. These to be sized to suit. Allow for adequate holes and fixing points and power for LCD screen.

10/ Folded steel DVD display shelf fixed to panel item 9. Shelf by Peerless **RAL 9010**

11/ LCD screen shown indicatively. This face mounted onto panel using screen brackets. IWM to provide screen and advise on equipment spec and power requirement. Note screen will display DVDs see general note above about DVD player and cabling.

12/ Batten spacer to back of panel. Contractor to advise.

DRINKALL DEAN

Ground Floor 32 St Oswalds Place London SE11 5JE
PHONE: +44 (0) 207 735 2731
info@drinkalldean.co.uk www.drinkalldean.co.uk

<p>GENERAL NOTES:</p> <p>DO NOT SCALE FROM THIS DRAWING. REFER TO WRITTEN DIMENSIONS ONLY. ALL DIMENSIONS AND LEVELS TO BE CHECKED ON SITE BY THE CONTRACTOR PRIOR TO COMMENCEMENT OF WORKS. ANY DISCREPANCIES TO BE REPORTED TO THE DESIGNER IMMEDIATELY AND PRIOR TO COMMENCEMENT OF WORKS.</p> <p>ALL DRAWINGS TO BE READ IN CONJUNCTION WITH WRITTEN SPECIFICATIONS / ASSOCIATED DOCUMENTATION SUPPLIED BY THE DESIGNER.</p> <p>ALL DRAWINGS TO BE READ IN CONJUNCTION WITH CONSULTANTS DOCUMENTATION AND DRAWINGS. ANY DISCREPANCIES BETWEEN CONSULTANTS DRAWINGS TO BE REPORTED TO THE DESIGNER PRIOR TO COMMENCEMENT OF WORKS.</p> <p>THIS DRAWING SHOWS THE DESIGN INTENT ONLY. THE CONTRACTOR SHALL ADVISE ON ALL DETAILS AND ENSURE STRENGTH AND STABILITY IN ALL CONSTRUCTION.</p>	<p>THE CONTRACTOR TO PROVIDE SETTING OUT AND ROD DRAWINGS FOR APPROVAL PRIOR TO CONSTRUCTION.</p> <p>ALL SERVICES TO COMPLY WITH LOCAL AUTHORITY, BUILDING CONTROL AND ENVIRONMENTAL HEALTH REQUIREMENTS AND TO SERVICES ENGINEERS DETAILS.</p> <p>ALL STRUCTURE TO LOCAL AUTHORITY AND BUILDING CONTROL REQUIREMENTS AND TO STRUCTURAL ENGINEERS DETAILS AND CALCULATIONS.</p> <p>DO NOT SCALE THIS DRAWING. CHECK ALL DIMENSIONS ON SITE</p> <p>THE CONTRACTOR SHALL COMPLY WITH:</p> <p>CDM REGULATIONS 2007</p>	<p>FIRE PRECAUTIONS:</p> <p>CODE OF PRACTICE FOR THE PREVENTION OF FIRES ON CONSTRUCTION SITES AND BUILDINGS UNDERGOING REFURBISHMENT</p> <p>ALL CONSTRUCTION AND MATERIALS TO CONFORM TO CURRENT BUILDING AND FIRE REGULATIONS.</p> <p>SITE WASTE MANAGEMENT:</p> <p>THE CONTRACTOR SHALL MANAGE ALL WASTE MATERIALS AND RE-USE / RECYCLE AS MUCH AS POSSIBLE TO MINIMISE WASTE.</p>	<p>RISK ASSESSMENT:</p> <p>THE CONTRACTOR MUST ENSURE THAT THE SITE IS A HAZARD FREE ENVIRONMENT AT ALL TIMES.</p> <p>STANDARD SAFETY CLOTHING AND EQUIPMENT MUST BE WORN AT ALL TIMES.</p> <p>THE CONTRACTOR MUST EMPHASISE POTENTIAL SITE RISKS AND HAZARD TO ALL OPERATIVES ESPECIALLY DURING DEMOLITIONS AND STRUCTURAL WORKS.</p> <p>IF IN DOUBT - ASK THE DESIGNER</p>	DRAWING STATUS: FOR TENDER	CLIENT: CHURCHILL WAR ROOMS	DRAWING TITLE Perimeter DVD shelves			
				REVISIONS:	PROJECT:				
				--	CWR Shop				
					PROJECT ADDRESS:				
					King Charles Street London SW1A 2AQ				
						SCALE	As shown	PAPER SIZE	A3
						DRAWN BY	CJ	DATE	Sept 2015
						PROJECT NUMBER	273		
		DRAWING NUMBER	273/210.0	REVISION	-				