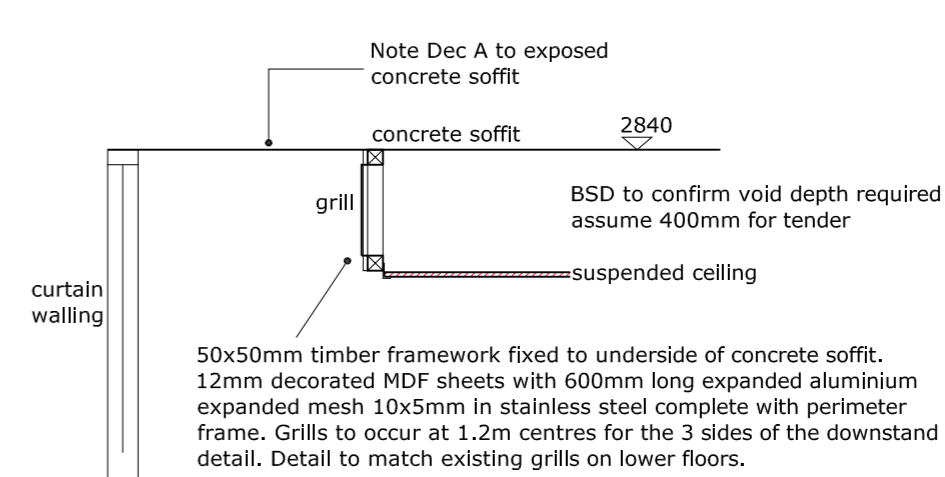
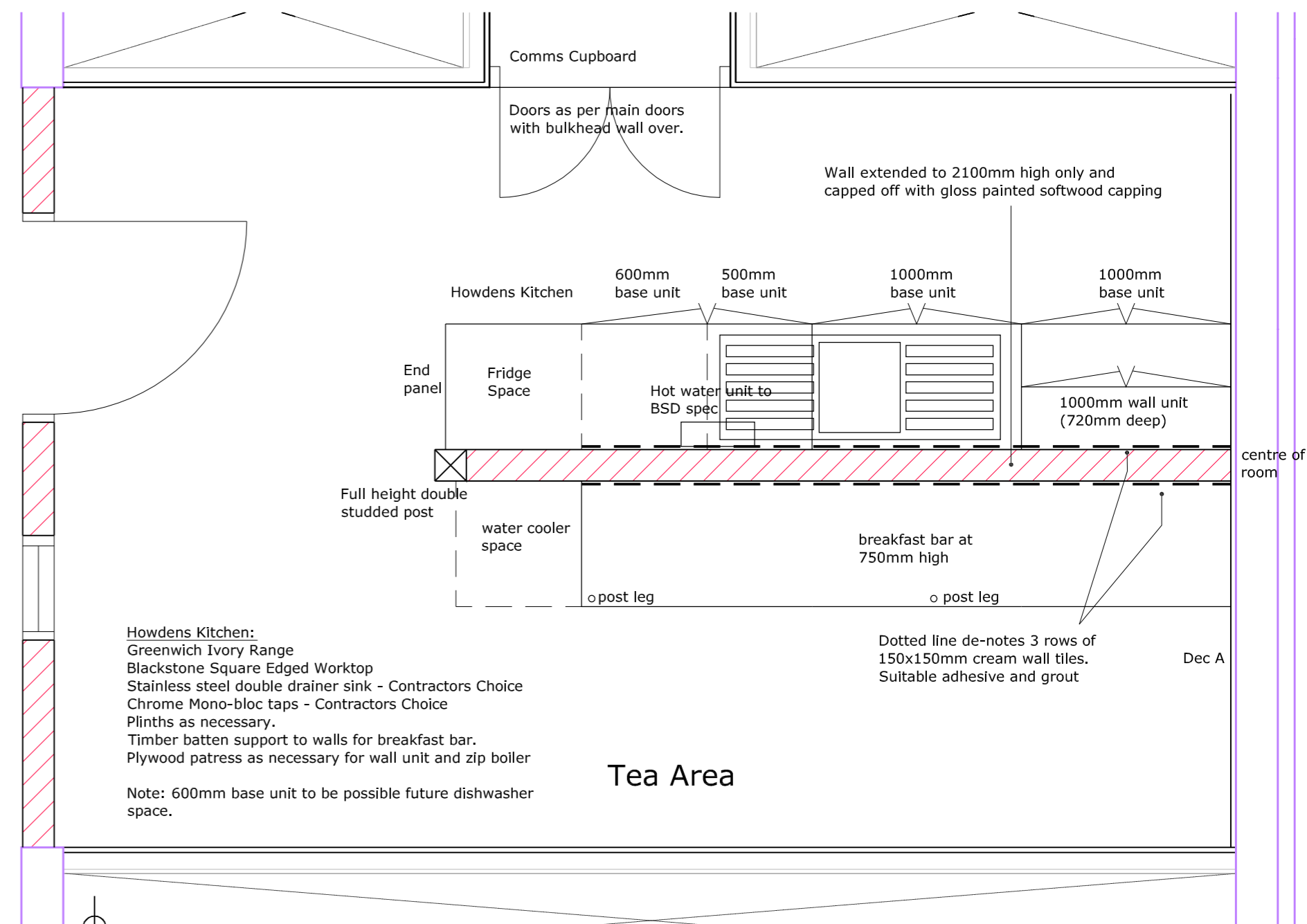


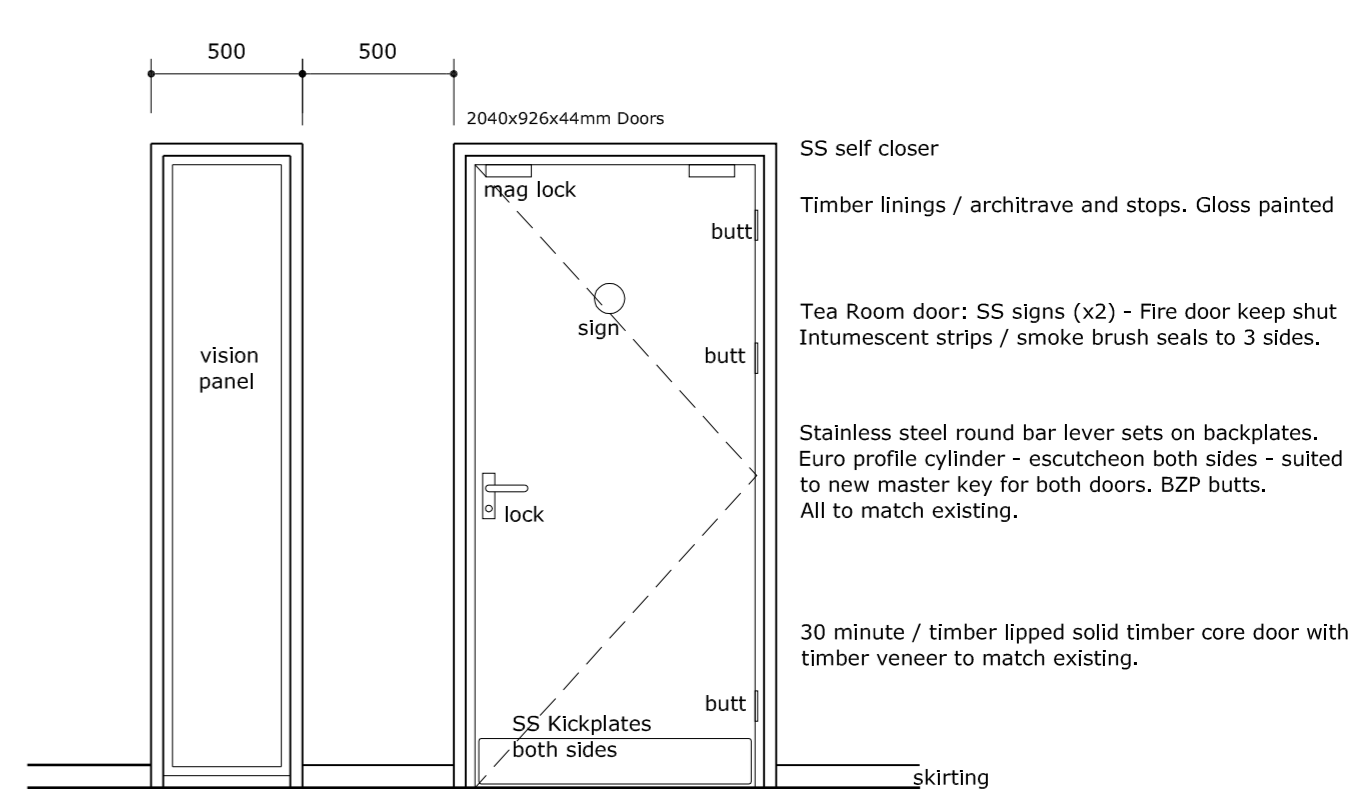
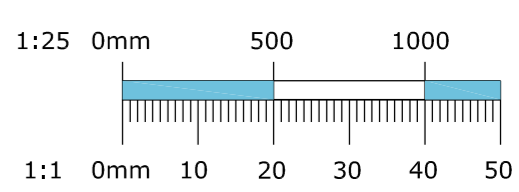
- Boxing out to RWP with suitable timber framing and 12mm MDF covering. Suitable caps and screws to make panels removable.
- 70mm Gypsum C studs at 600mm centres with 2 layer of 12.5mm soundbloc each side. Head and base channels as manufacturers instructions. Skim finish. Wall fixed to underside of concrete ceiling approx 2850mm high. Base fixing to raised access floor.
- Decoration:
All walls to receive 3 coats emulsion.
All joinery to receive 1 undercoat / 2 full gloss coats.
Dec A: Existing concrete floor / walls / columns to be fill and prepared as necessary ready for emulsion finish.
- Flooring:
Offices and Corridors: 600x600mm Gradus Predator tiles. (note: non-standard size cut to suit raised access floor). Suitable adhesive to suit raised access floor.
Tea Room: 600x600x2.5mm vinyl tiles - anti slip (wood affect) - size to suite raised access floor tiles.
Suitable adhesive / jointing to suit raised access floor.
Toilet Lobby: Carpet as Corridor plus strip of Forbo Coral Classic walk off matting next to exist doors.
Cut to suit tiles. Adhesive as manufacturers recommendations.
Suitable threshold strips at junctions with existing flooring materials / change in materials.
- Skirting:
Toilet Lobby: No skirtings
End sections of curtain walling: No skirtings
Curtain walling to external paved area: small powder coated trim to infill difference between flooring and bottom rail of curtain walling (50mm approx) colour to match curtain walling. Angled to suit raise in floor surrounding external doors.
Offices and Corridors: 100x19mm once rounded timber skirting.
- Suspended Ceiling:
Structural soffits: Exposed concrete.
Ceiling system: exposed grid system with Ecophon Gedina A tiles 600x600x15mm - white.
Suspension system: To include all hangers, fixings, main runners, cross members, primary channels, perimeter trims, splines, noggins, clips, bracing, bridging, etc., which are necessary to complete the installation and achieve the performance specified as recommended by the suspended ceiling/membrane manufacturer.
Grid type: Ecophon Connect T24 grid system C1, white 010.
Perimeter shadow gap 50x25mm timber painted black. Size may change due to site conditions.



Perimeter Downstand Detail
Scale 1:25



Tea Room Plan
Scale 1:25



Door Details
Scale 1:25

Vision Panel: 2 sheets of 6mm toughened glass in softwood framing to match doors. 24mm cavity between glass. For tea room vision panel use 7mm thick Pilkington Pyroshield Safety Clear

Rev A 09-01-16 Tender Issue MC

Issued for: **Tender**

project: **Proposed 4th Floor Offices The Cube**
drawing: **Scheme as Proposed**
scale: **Various** paper size: **A1** drawn by: **MC** date: **Jan 17**

project number: **6546**
drawing number: **10**
checked: **MC**
north:
revision: **A**
date:

sursham tompkins est. 1961
architectural services & project management

■ cottage farm ■ sywell ■ northampton ■ NN6 0BJ
■ t: 01604 64 65 66 ■ f: 01604 64 63 62 ■ e: Info@surshamtompkins.co.uk
■ w: www.surshamtompkins.co.uk

© Sursham Tompkins And Partners Limited. - Registered in England and Wales - Registered Number 7160332
Contractors must work to figured dimensions only. All building and site dimensions, levels and sewer invert levels at connection points are to be checked on site before work starts. This drawing must be read in conjunction with, and checked against, any structural or other specialist drawings provided. Any discrepancy between issued drawings are to be reported to this practice and verified before work starts.
This drawing and the building works depicted are the copyright of this practice and may not be reproduced except by written permission.

FILE LOCATION - s:\projects\6546 Internal alterations at the cube corby\02 drawings\03 building regulations\4th floor.dwg