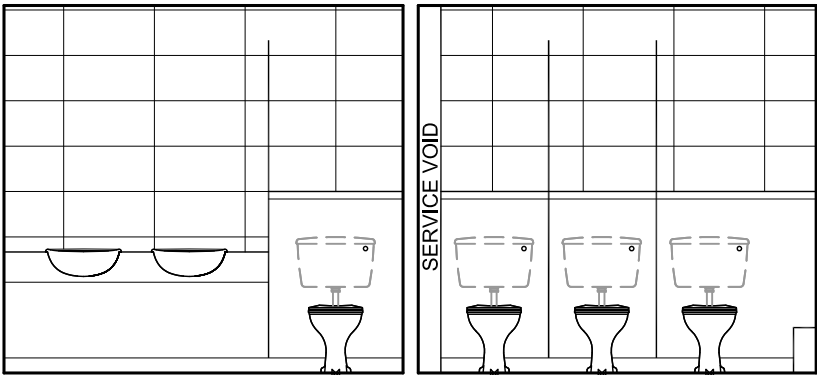


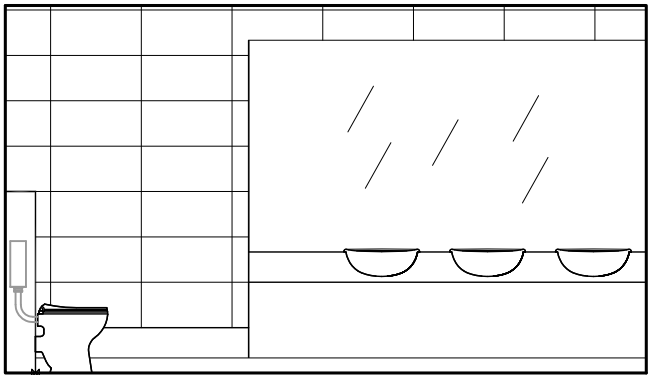
Elevation C-C

Doors as L20/230.  
Ceramic wall tiling as M40/111.  
Sanitaryware as section N13.  
Sheet vinyl flooring as M50/151.



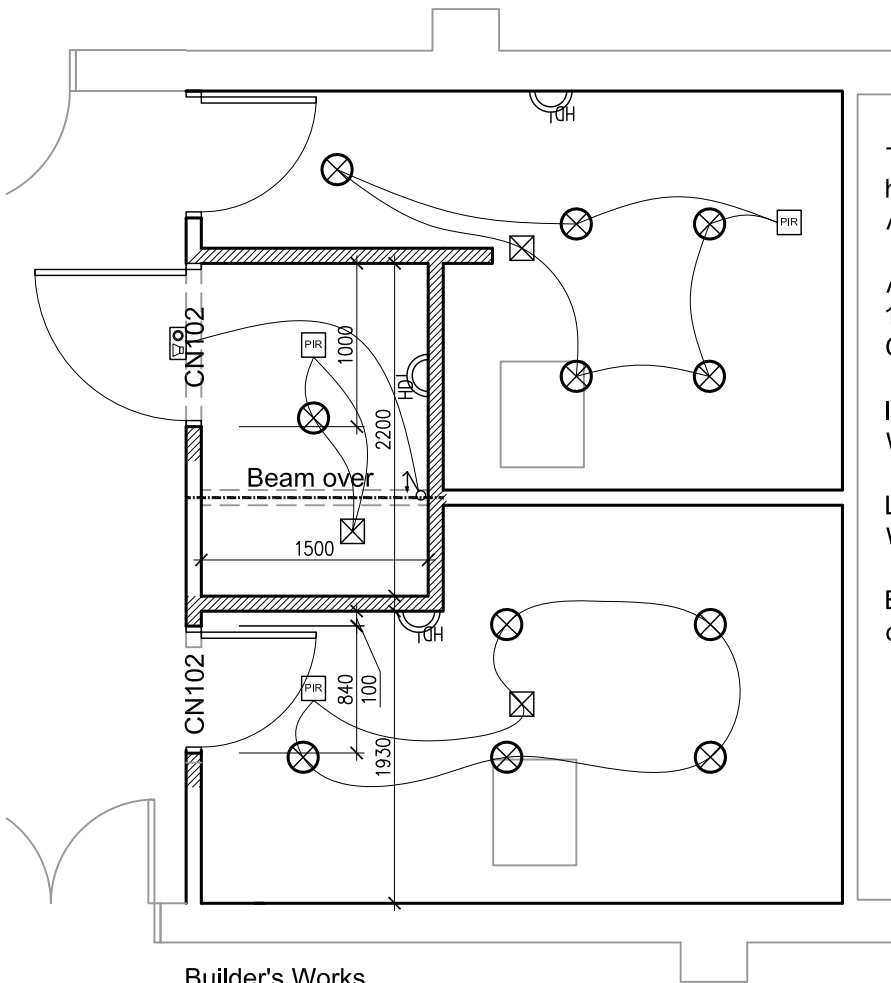
Elevation D-D

Ceramic wall tiling as M40/111.  
WC cubicles, vanity units & duct panelling, etc.  
as K32/112.  
Sanitaryware as section N13.  
Sheet vinyl flooring as M50/151.



Elevation E-E

Ceramic wall tiling as M40/111.  
Vanity units as K32/112.  
Sanitaryware as section N13.  
Sheet vinyl flooring as M50/151.  
Acrylic mirror as N13/438.



Builder's Works

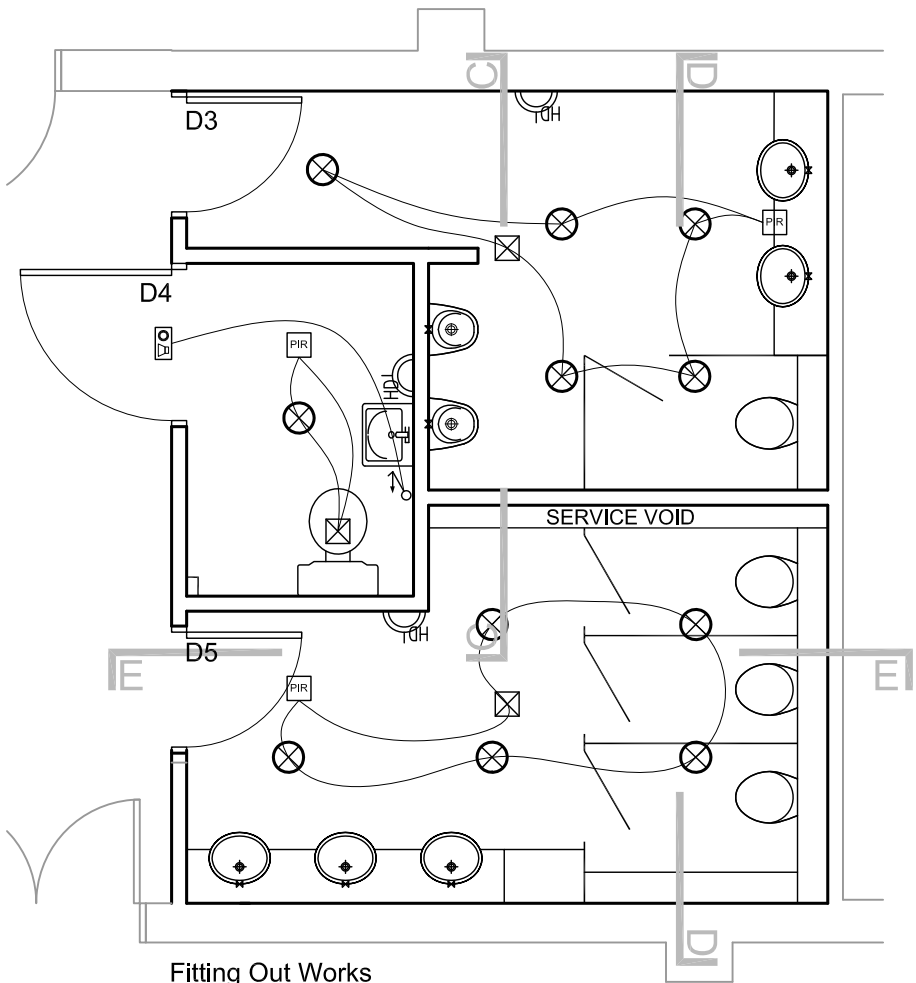
T.d. blockwork partition & hack up screed to Accessible WC.

Adjust extg. opening & form 1No door opening with CN102 lintels over.

Install UC below Accessible WC ceiling; box in p'b'd.

Lay screed to Accessible WC.

Batten out ceilings and overboard 12.5mm p'b'd.



Fitting Out Works

Revision	Date	Amendment
Project		
The Ghyll CIO Lardner Hall & Cafe Toilets The Ghyll Pevensey Road Southwater RH13 9XZ		
Drawing Title		
Lardner Hall Toilets - Plans & Elevations		
AutoCAD ref H:\Jobs\5947\Drawings\5947_01.dwg	Date Nov. 2021	
Drawn nps	Checked nps	
Scale 1:50 @A3		
Drawing Number 5947/04	Revision -	
GENERAL NOTES		
Do not scale dimensions from this drawing.		
The Contractor is responsible for checking all dimensions on site prior to commencement of the work.		
This drawing is to be read in conjunction with the specification.		