

NRS require the Detailed Design and Construction of a facility at Oldbury Nuclear Power Station. This facility will be of approximate dimensions - 70m (l) x 15m (w) x 10m (h) (**Figure 1**) and will be of an insulated clad steel frame building construction (**Figure 2**), which will be sited on an existing concrete slab and tarmac road (**Figure 3**). A 32T overhead travelling electric crane and electric distribution board will also form part of these works.

Ground investigations will need to be completed by the successful bidder as part of the detailed design, but based on previous investigations in the vicinity, it is likely that the building foundations can be accommodated by the existing concrete slab - they will require localised excavations for pad foundations in the tarmac road section. The crane foundations potentially may not be accommodated by the existing concrete slab (TBC by detailed designer) – in this instance, excavated pad foundations would be required.

The successful bidder will be required to carry out the design and construction in line with CDM regulations, and the construction area will be sectioned off into a Principal Contractor area, which will be in the contractor's control. Whilst the works will be undertaken within a nuclear site the contract work area is outside the Radiologically Controlled Area and can be managed in line with conventional construction.

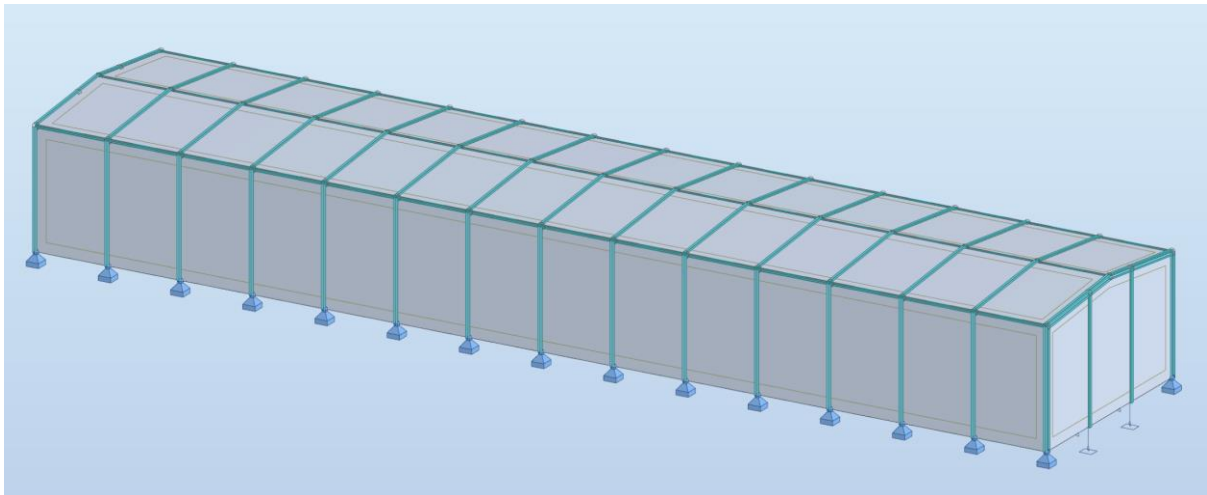


Figure 1 – Indicative facility required

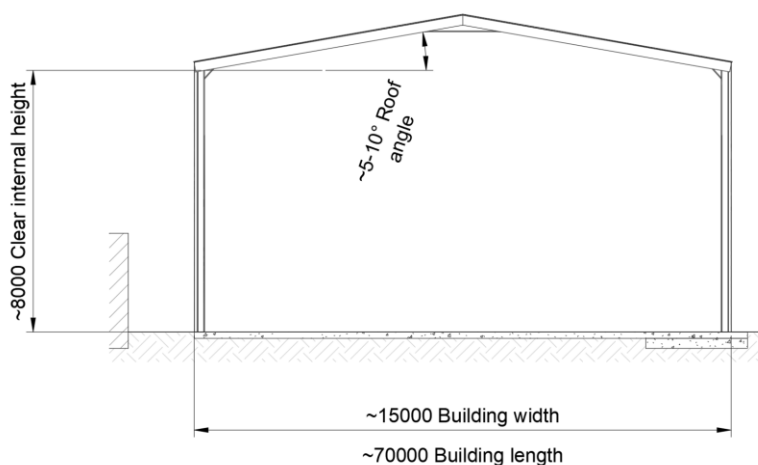


Figure 2 – Indicative dimensions of facility

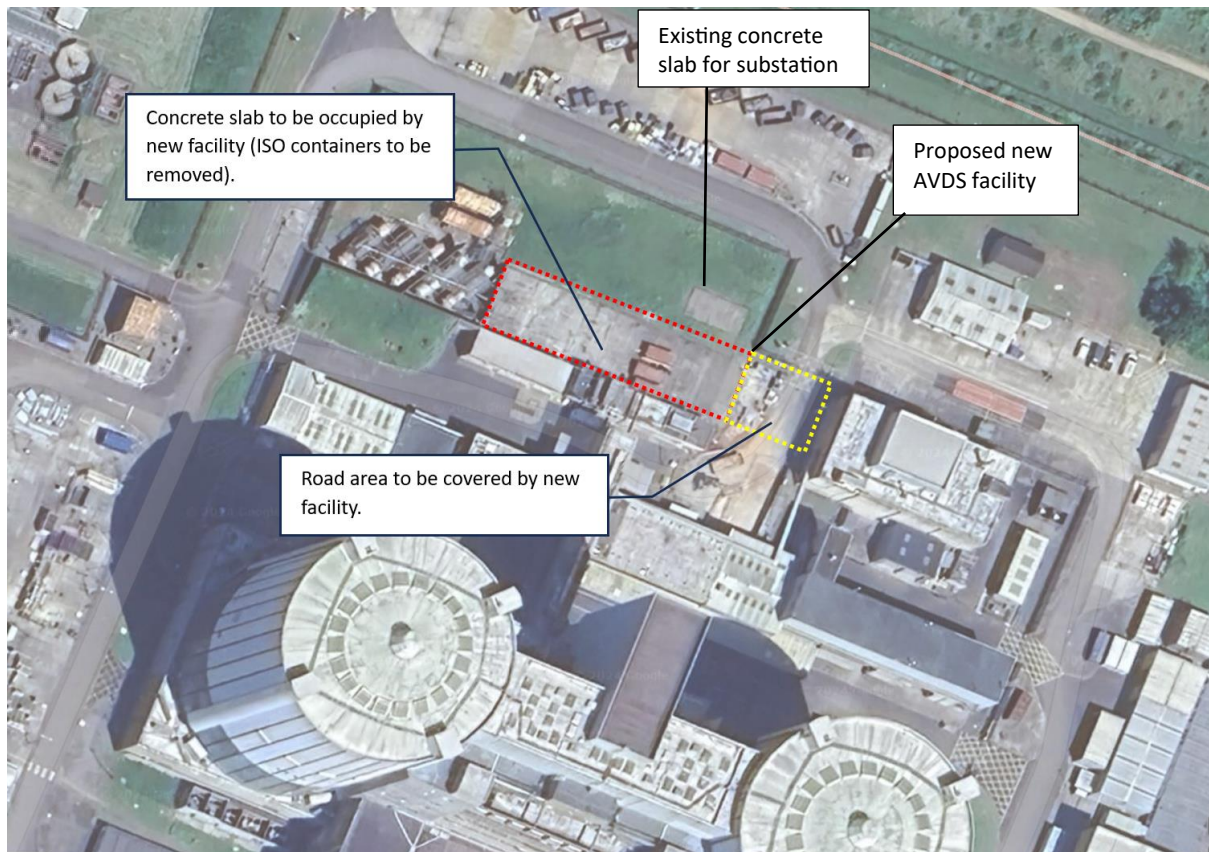


Figure 3 – Layout area of facility