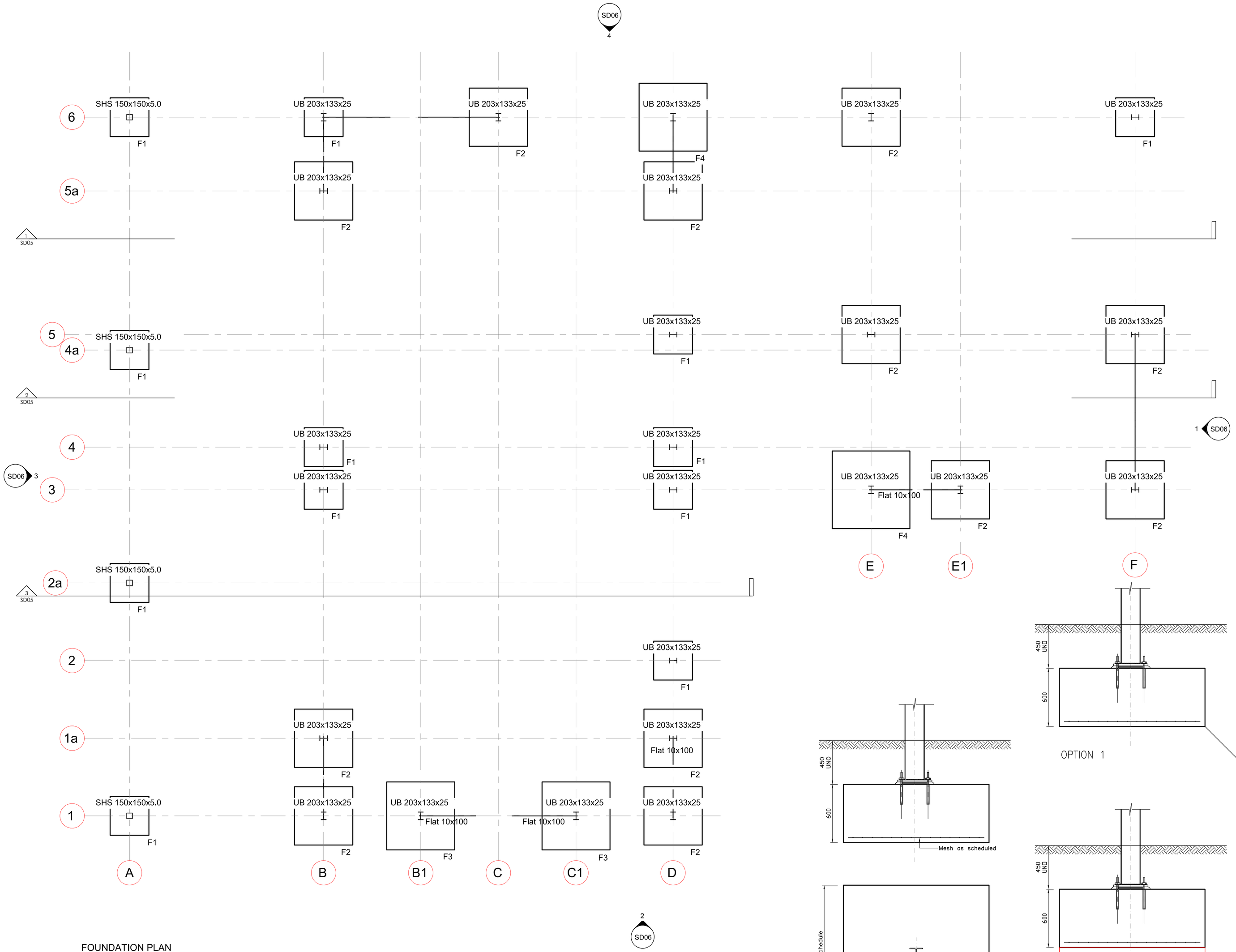

FOUNDATION PLAN

FOUNDATION SCHEDULE				
TYPE MARK	WIDTH	LENGTH	FND THICKNESS	MESH
F1	1000	1000	600	2 Layers of A393 Mesh
F2	1500	1500	600	2 Layers of A393 Mesh
F3	1750	1750	600	2 Layers of A393 Mesh
F4	2000	2000	600	2 Layers of A393 Mesh

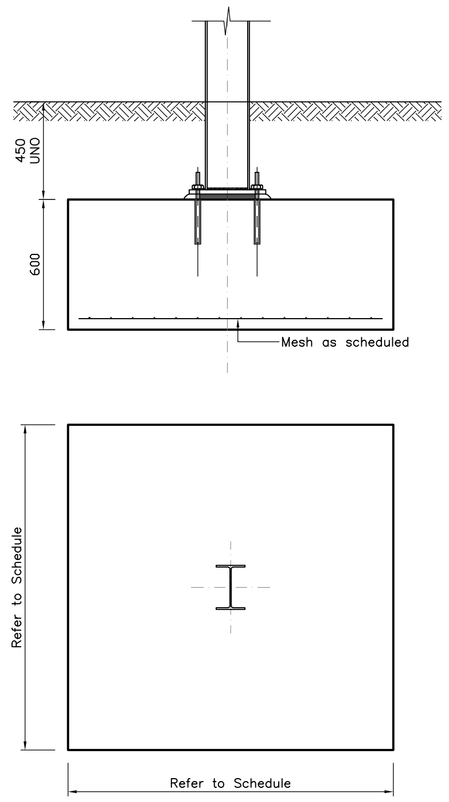

FOUNDATION DETAIL
Scale 1:20

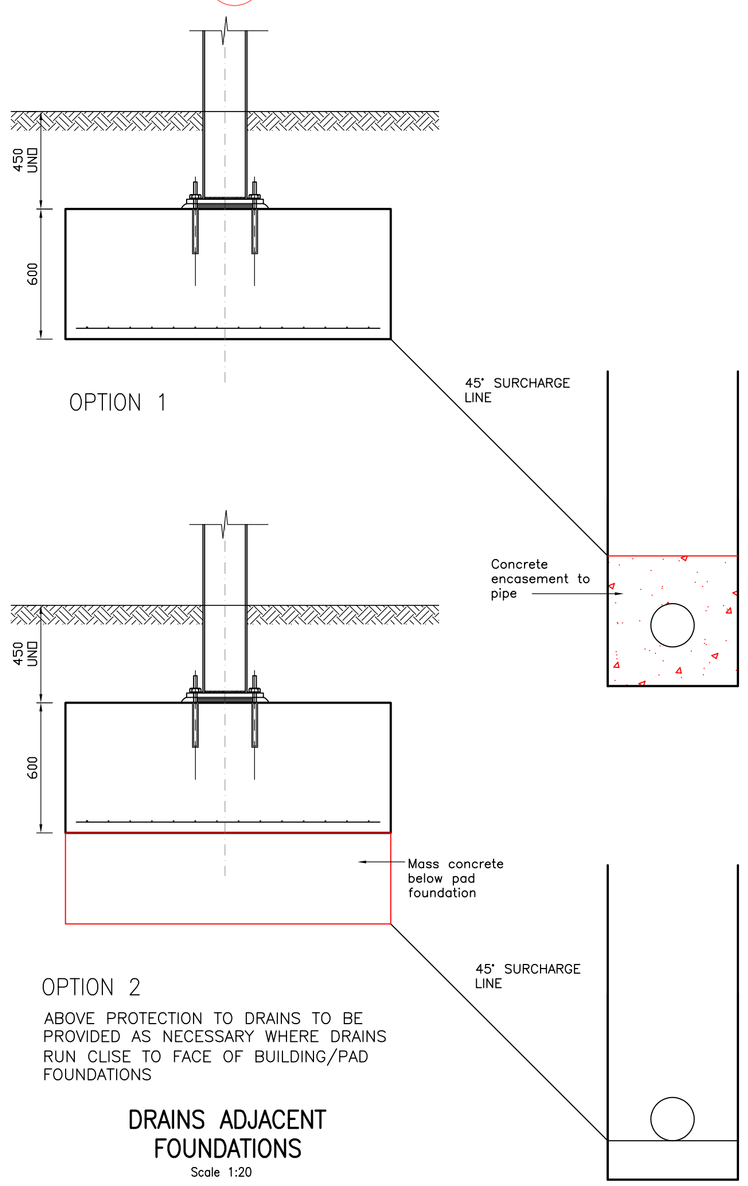

OPTION 2

ABOVE PROTECTION TO DRAINS TO BE PROVIDED AS NECESSARY WHERE DRAINS RUN CLISE TO FACE OF BUILDING/PAD FOUNDATIONS

DRAINS ADJACENT FOUNDATIONS
Scale 1:20

- This drawing is copyright and should not be reproduced without written permission.

- All dimensions are in millimeters unless otherwise stated and are to be checked on site before work is commenced.
- Client to check that proposals do not contravene or affect covenants or encroach boundaries and that they have good title to land upon which the work is to be done on their behalf.
- All our proposals are subject to confirmation following liaison with the relevant local authorities.

DO NOT SCALE DRAWING

Notes:

GENERAL

1. All Dimensions are in millimeters.
2. Do not scale this drawing.
3. This drawing to be read in conjunction with all relevant architects, engineers and specialists drawings and the specification.
4. The contractor shall be responsible for the execution of the works in accordance with the drawings and specifications and for the accuracy of the drawings and setting out on site.
5. All setting out to be in accordance with the Architects drawings, any ambiguities to be raised prior to constructions.

FOUNDATIONS

1. Concrete to be DC-3 (FND 2)
2. All materials must be approved by the engineer prior to use. Grading certificates are required for DTp type 1 sub-base materials.
3. Cement to be OPC to BS.12.
4. Foundation concrete to be cast against natural vertical earth faces. Any over excavation to be filed to the appropriate levels indicated, monolithically, with the appropriate grade concrete specified.
5. All organic materials/ top soil to be removed from the building plan footprint.
6. The engineer shall be given 24 hours notice for checking foundations, reinforcement granular fill etc.
7. Foundations have been designed on a permissible safe ground bearing capacity 150kNm²
8. All excavations for concrete foundations shall be excavated, checked for safe bearing capacity (see above), and blinded with min 50mm concrete in one working day.
9. Any over dig to reach a suitable formation level and removal of "soft spots" encountered during excavation works is to be made up of compacted type 1 material or Gen 3 concrete. All formations to be approved by the LA inspector.
10. Foundations are to be positioned centrally about columns/ walls UNO.

PRELIMINARY
For Tender Only

Rev	Description	Date

PROJECT
Marden Community Hub

DRAWING TITLE
Proposed Foundation Structural Plan

SCALE	Page Size
1:50, 1:10	A1
DATE	Status
Feb '24	Preliminary
JOB NO.	DRG NO.
LW2348WA	SD01 P1

LAURA WALTON
ENGINEERING DESIGN CONSULTANCY
Unit C, The Court Yard, Houndsfield Lane, Wythall, B47 6LS
Telephone: 0121 258 1735 . 07702 945704
Website: www.clwdesign.co.uk . **Email:** info@clwdesign.co.uk
Registered In England No. 8405642