

1 - Typical Section through wall and floor as existing
Scale 1:5 @ A1

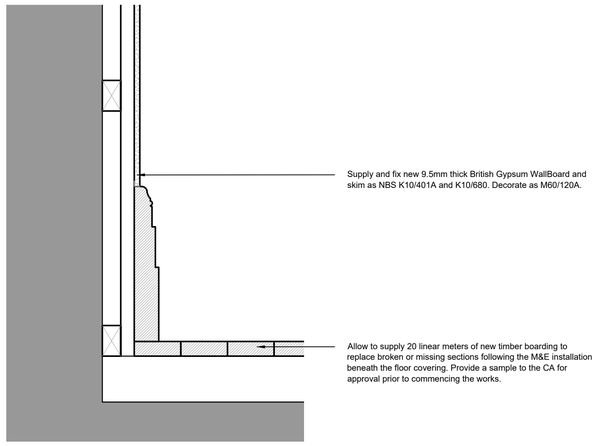

2 - Typical Section through Wall and Floor as Proposed
Scale 1:5 @ A1

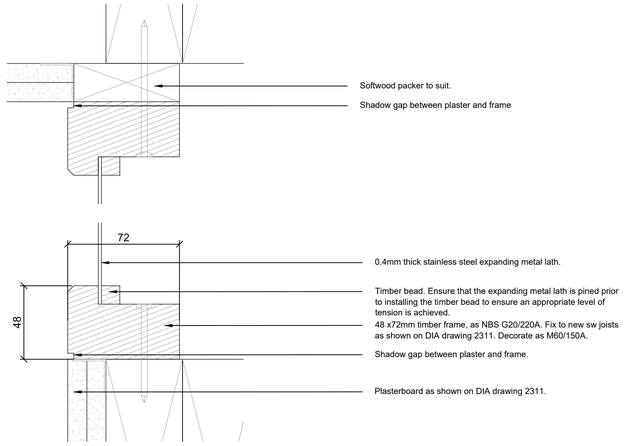

9 - Section timber frame supporting mesh within Gallery Room 02
Scale 1:2 @ A1

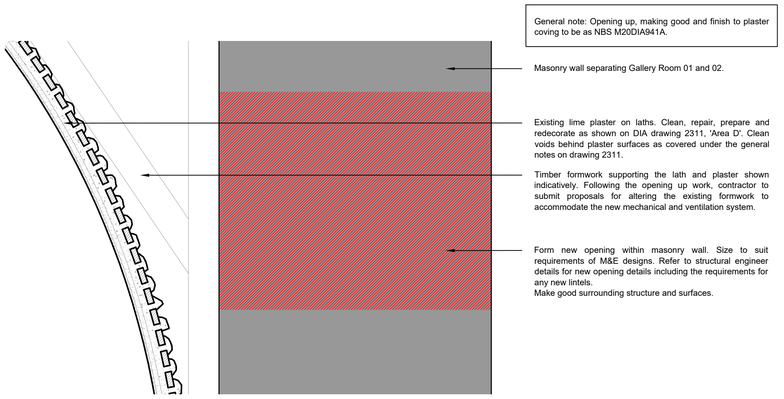

2- Gallery Room 02 - New M&E ventilation. Section as Existing.
Scale 1:5 @ A1

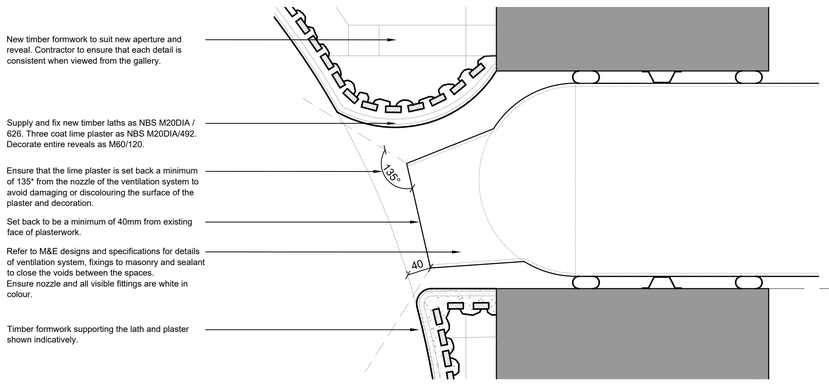

3 - Gallery Room 02 - New M&E ventilation. Section as Proposed.
Scale 1:5 @ A1

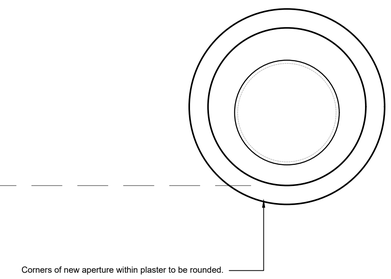

4- Gallery Room 02 - New M&E ventilation. elevation as Proposed
Scale 1:5 @ A1

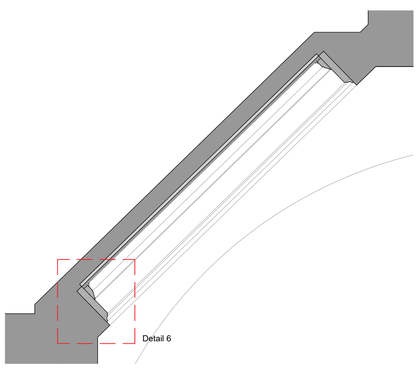

5- Gallery Room 02 - Section through former timber rooflights
Scale 1:20 @ A1

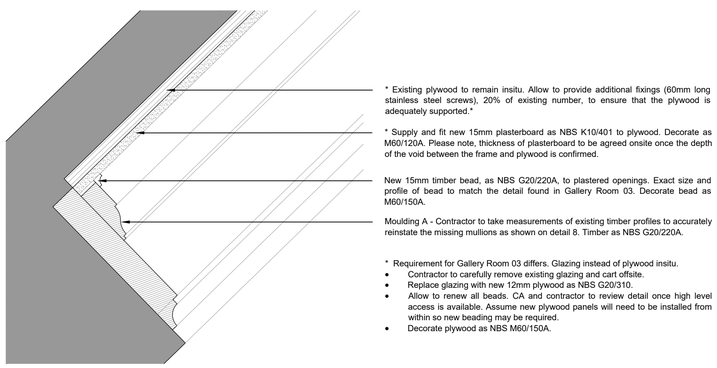

6 - Gallery Room 02 - Section through former timber rooflights
Scale 1:5 @ A1

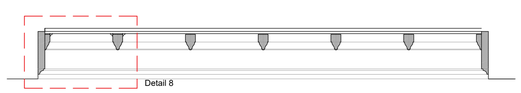

7 - Gallery Room 02 - Plan through former timber rooflights
Scale 1:20 @ A1

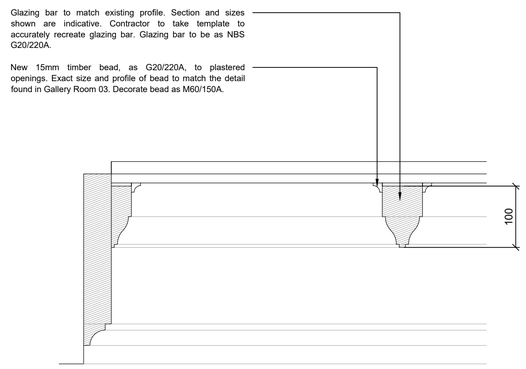

8 - Gallery Room 02 - Plan through former timber rooflights
Scale 1:5 @ A1

Notes

1. Any dwg format drawing is to be read in conjunction with and at the scale of the accompanying pdf.
2. Where colours other than black or grey are used, the drawing must be plotted in colour.
3. For status "C" (Construction) drawings all dimensions are to be checked on site by the contractor, scaling is for Local Authority purposes only.
4. Unless otherwise indicated, all dimensions are in millimeters.
5. All information on this drawing is to be read in conjunction with the relevant Donald Insall Associates specification and trade contractors' drawings and information by specialists.
6. In the event of any discrepancy, please contact us immediately.
7. This drawing may contain survey information by others and is to be used solely for the purposes for which it was issued.
8. These are uncontrolled documents issued for information purposes only. If you have any queries regarding the drawings, please contact DIA immediately.
9. Please note DIA cannot be held responsible for any errors arising from changes made to an uncontrolled dwg file.

© 2017 DONALD INSALL ASSOCIATES LTD

Drawing Status
F Feasibility
S Sketch Design
P Planning
B Building Control
D Developed Design
M Measurement
T Tender
C Construction
R Record

Rev	Date	Dwn	Auth	Revision
4	06/11/20	HXD	EJ	Drawing reference updated.
3	23/10/20	HXD	EJ	Annotation updated following QS observations.
2	18/09/20	HXD	EJ	Additional details added
1	05/09/20	HXD	EJ	Additional details added
0	02/09/20	HXD	EJ	Initial Issue

Donald Insall Associates
Chartered Architects and Historic Building Consultants
Y Becws, Pool Lane
Conwy LL32 8PZ
(+44) 01492 592 378
conwy@insall-architects.co.uk

Walker Art Gallery, Liverpool

Internal Details
As Existing and Proposed

Project	No
WAGL.01	3400

Scale (A1)	Status	Revision
1:Varies	3C	4