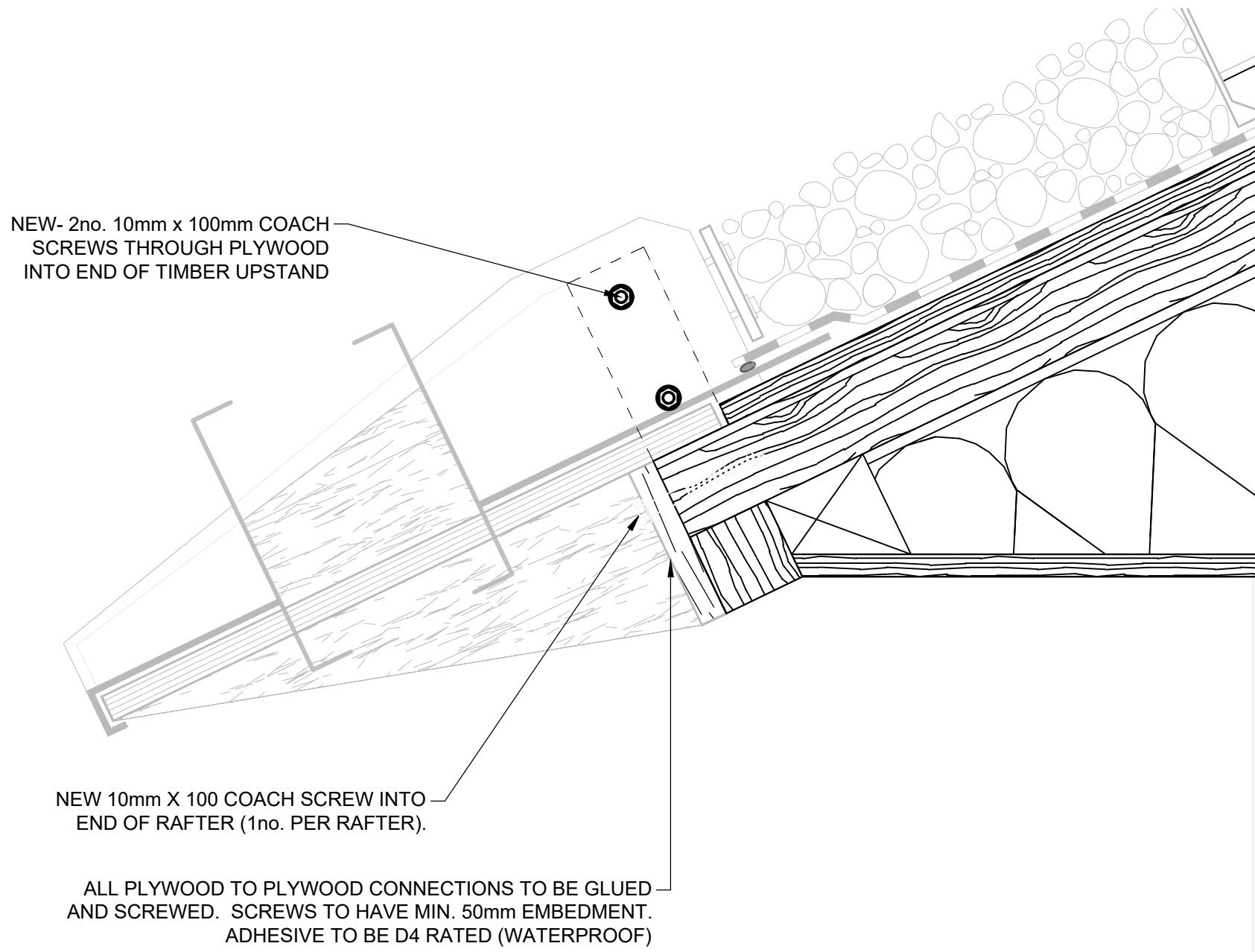


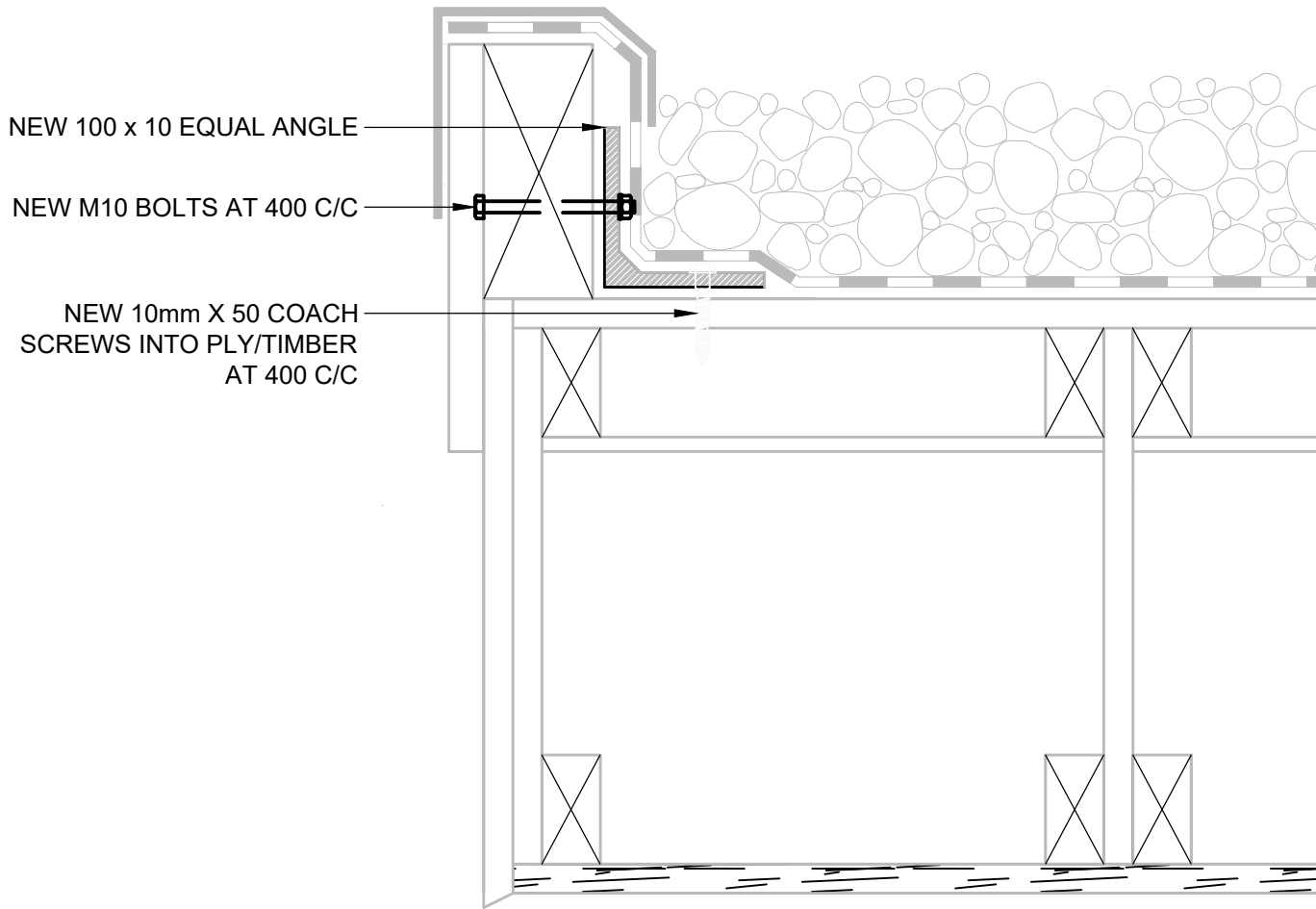
**DETAIL 5 - TYPICAL SECTION THROUGH EAVES**

1:5



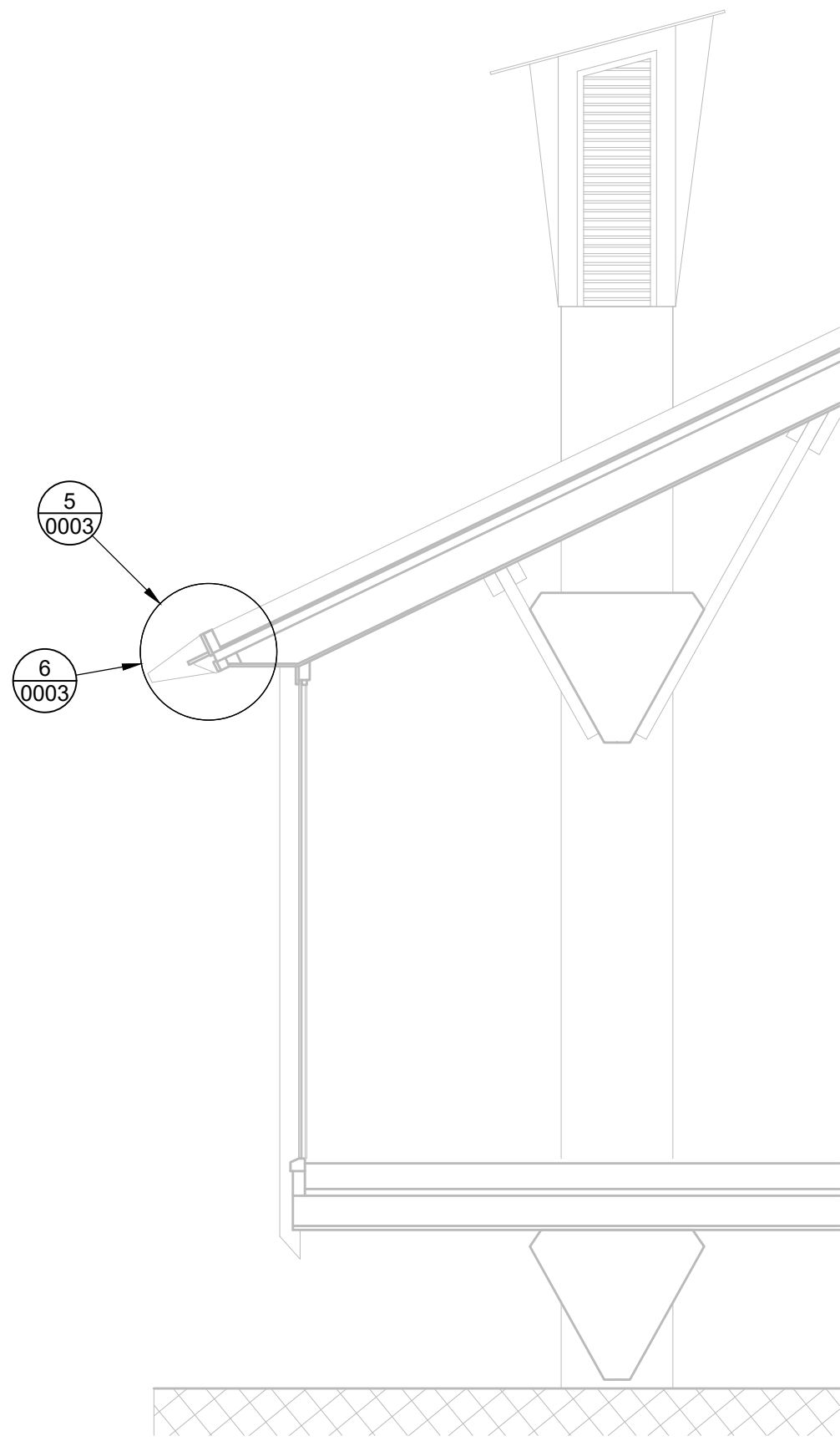
**DETAIL 6 - TYPICAL SECTION THROUGH SPOUT**

1:5



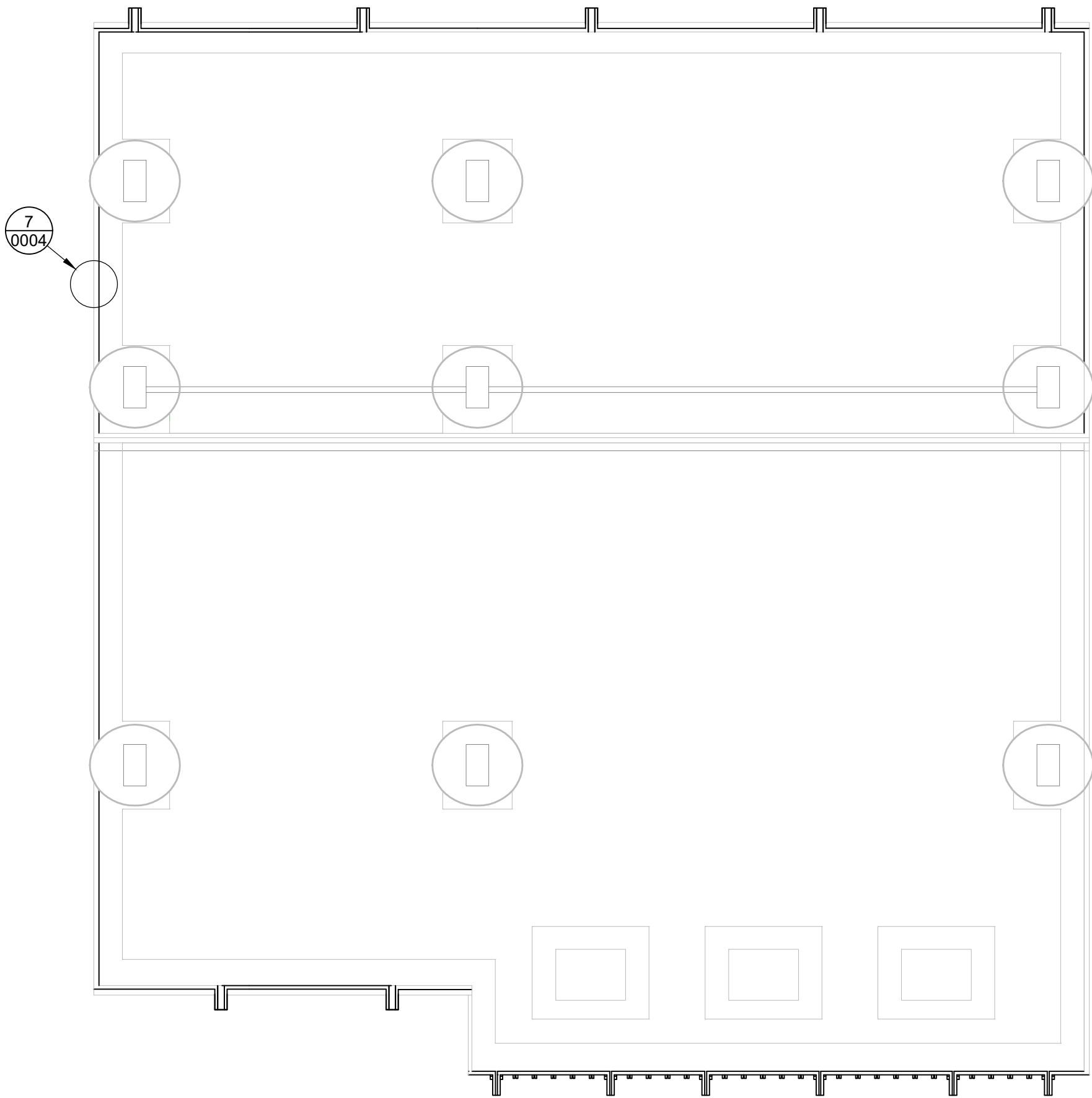
**DETAIL 7 - TYPICAL SECTION THROUGH VERGE**

1:5



**PROPOSED SECTION - NORTH**

1:50



**PROPOSED ROOF PLAN**

1:100

**GENERAL NOTES**

- THIS DRAWING IS TO BE READ IN CONJUNCTION WITH ALL RELEVANT ARCHITECTS, ENGINEERS AND SPECIALIST DRAWINGS AND SPECIFICATIONS
- DO NOT SCALE FROM THIS DRAWING IN EITHER PAPER OR DIGITAL FORM. USE WRITTEN DIMENSIONS ONLY.

**STRUCTURAL ALTERATION NOTES**

- THE CONTRACTOR IS RESPONSIBLE FOR THE DESIGN AND INSTALLATION OF TEMPORARY WORKS. THEIR PROPOSALS MUST BE SUBMITTED TO THE STRUCTURAL ENGINEER SUFFICIENTLY IN ADVANCE OF THE WORKS STARTING TO PERMIT COMMENT. UNDER NO CIRCUMSTANCES SHOULD ANY STRUCTURAL ALTERATIONS BE CARRIED OUT PRIOR TO THE STRUCTURAL ENGINEER COMMENTING ON THE CONTRACTOR'S TEMPORARY WORKS PROPOSALS.
- ALL NEW TIMBER TO BE C24 GRADE AND TREATED. APPLY WATER-BASED PRESERVATIVE TREATMENT TO ANY SITE CUT ENDS.
- ALL NEW STEEL ANGLES TO BE S275 GRADE (MIN.)
- ALL NEW BOLTS AND OTHER STEEL COMPONENTS TO HAVE HOT DIP GALVANISED FINISH.
- ALL NEW BOLTS AND ANCHORS TO BE GRADE 8.8.
- SCREWS IN PLYWOOD TO HAVE 50mm MIN. EMBEDMENT AND 5.0mm DIAMETER. PILOT DRILL FOR FIXINGS INTO PLY END GRAIN.
- ALL PLYWOOD TO PLYWOOD JOINTS TO BE GLUED USING D4 RATED WATERPROOF ADHESIVE.

**NOT FOR CONSTRUCTION**

T1 09.06.23 ISSUED FOR TENDER CDP SW

Rev Date Description Drawn Check

**conisbee** | Consulting Structural Engineers  
Consulting Civil Engineers

London • Cambridge • Norwich

1-5 Offord St London N1 1DH

Telephone 020 7700 6666

www.conisbee.co.uk

Drawing Status

**TENDER**

Project

**HORNIMAN MUSEUM  
THE CUE BUILDING**

Title

**STRUCTURAL DETAILS  
SHEET 4**

Drawing No

**230237.CON.X.XX.DR.S.0004**

Date JUNE 2023

ScaleAS SHOWN

Drawn CDP

Engineer SW

Project No

**230237**

Revision

**T1**