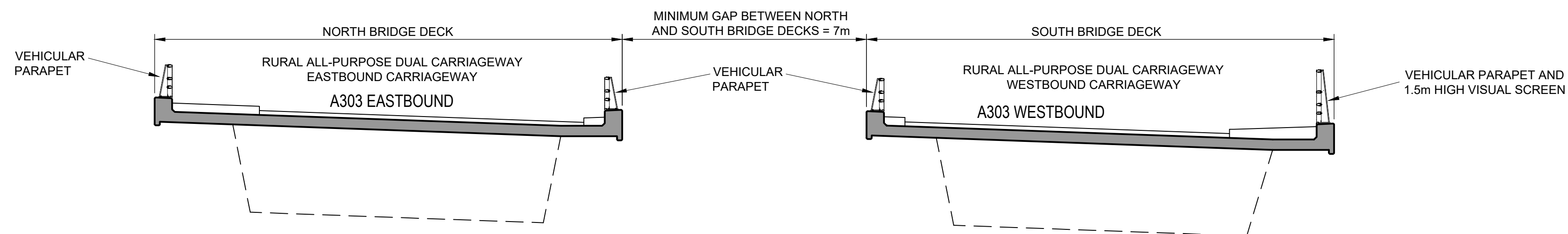
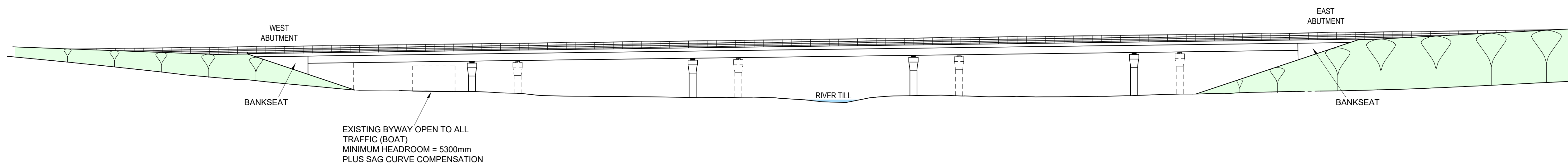
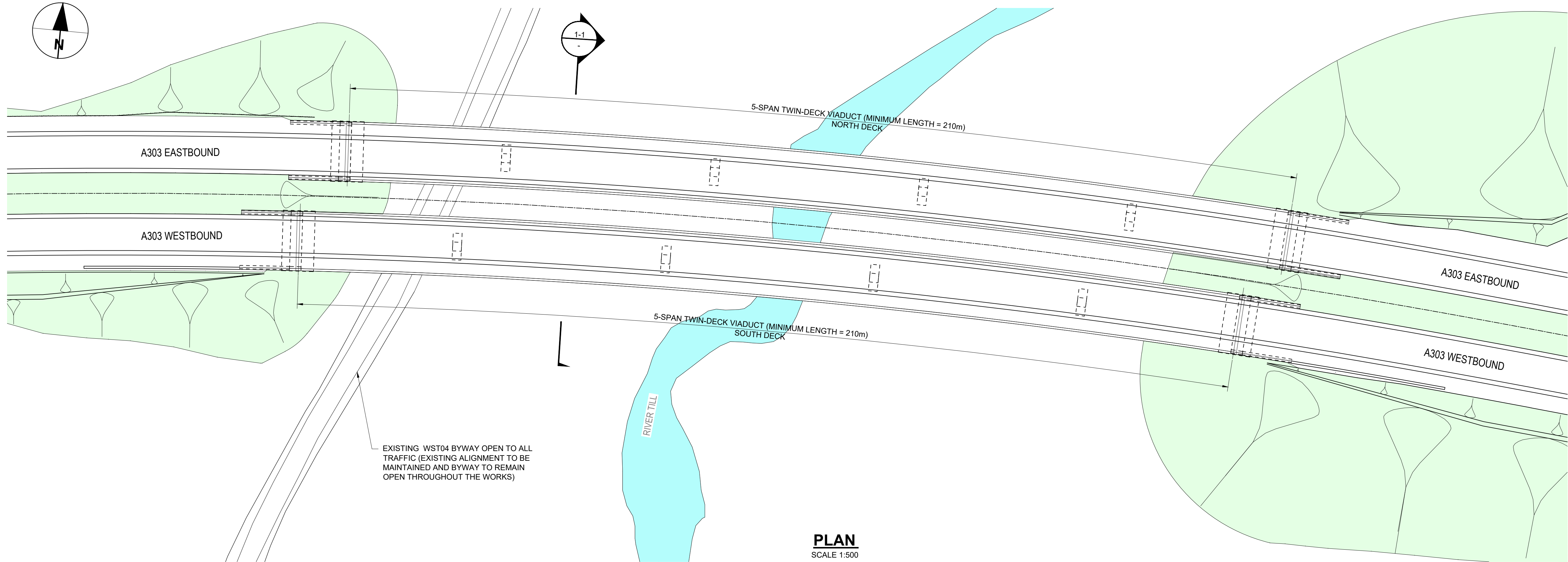


Plot Time: 10:00
File Date: 25 March 2020 09:16:17
File Name: C:\WORK\DOWNLOADED\COM_EUPETER\T444\CD\0371379HE551506-AMW-SBR-Z1_BR_T00_Z-DR-CB-1340



- NOTES:
- THIS DRAWING SHALL BE READ IN CONJUNCTION WITH THE REQUIREMENTS OF THE SCOPE.
 - THIS DRAWING SHOWS THE STRUCTURE MINIMUM GEOMETRIC REQUIREMENTS.
 - EXCEPT FOR FIGURED DIMENSIONS, THE DESIGN SHOWN IN THIS DRAWING IS INDICATIVE AND IS SUBJECT TO DETAILED DESIGN DEVELOPMENT TO DELIVER THE DESIGN VISION AND PRINCIPLES AND TO MEET THE COMMITMENTS SET OUT IN THE OEMP.

For Tender, 6 April 2020	PB	PT	23/03/20	P01
Revision Details	By	Check	Date	Suffix

Purpose of issue
FOR TENDER

Client
highways england

Project Title
**A303
Amesbury to Berwick Down
(Stonehenge)**

Drawing Title
**RIVER TILL VIADUCT
GEOMETRIC REQUIREMENTS**

Designed MG	Drawn PB	Checked PT	Approved PT	Date 10/03/20
Internal Project No. 0541439			Suitability D2	
Scale @ A1 AS SHOWN			Zone Z1-Winterbourne Stoke Ch0-4500	

THIS DOCUMENT HAS BEEN PREPARED PURSUANT TO AND SUBJECT TO THE TERMS OF AmW'S APPOINTMENT BY ITS CLIENT. AmW ACCEPTS NO LIABILITY FOR ANY USE OF THIS DOCUMENT OTHER THAN BY ITS ORIGINAL CLIENT OR FOLLOWING AmW'S EXPRESS AGREEMENT TO SUCH USE, AND ONLY FOR THE PURPOSES FOR WHICH IT WAS PREPARED AND PROVIDED.

Highways England Project Office
Temple Quay House
2 The Square, Temple Quay
Bristol, BS1 6HA



Drawing Number HE551506	1 Originator -AMW	1 Volume -SBR -	Rev P01
Location Z1_BR_T00_Z	1 Type -DR-CB-1340	1 Role 1 Number	