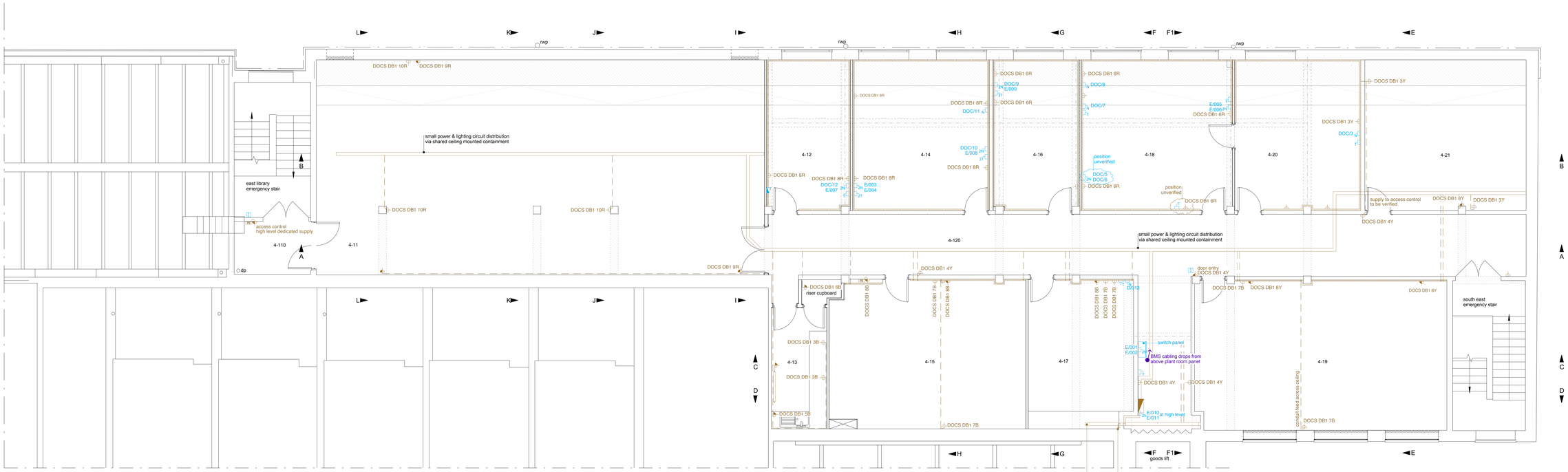

service plan - existing small power & communications
1.50

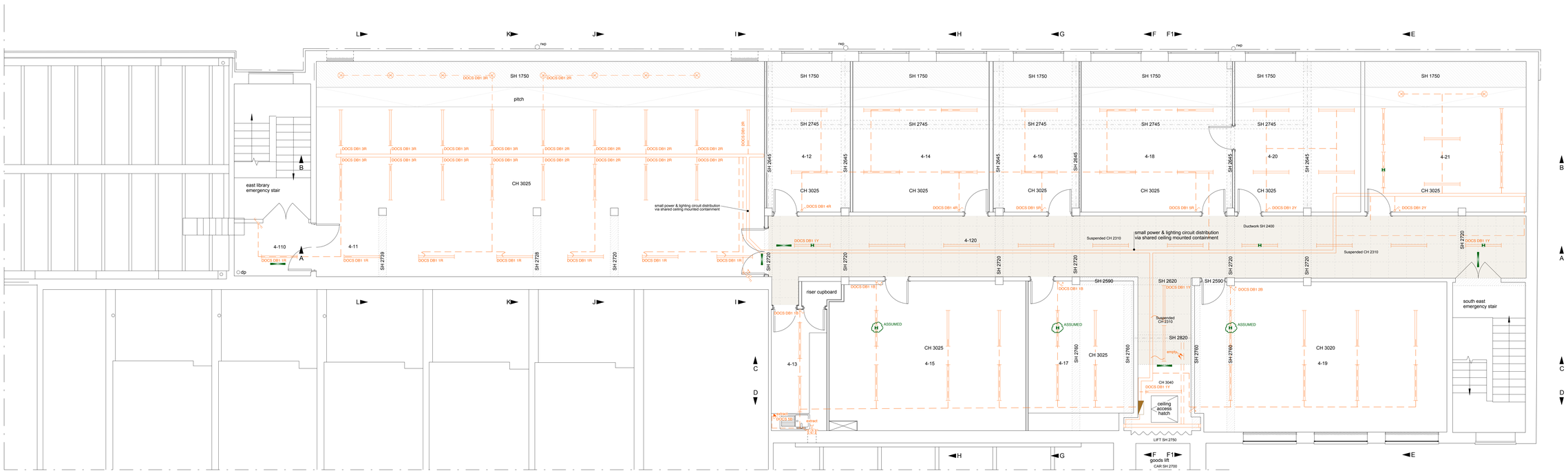

service plan - existing high level
1.50

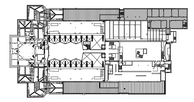

For sectional elevations see drawing:
IWM-LRL4-005

This drawing contains extracts from
RECORD INFORMATION referenced from the below
listed drawings:

Imperial War Museums:
IWML-MD-4-001 Rev A Floor Layout
IWML-BS-SEB-SP-4-001 South East Block Small Power Layout
IWML-BS-SEB-L-4-001 South East Block Lighting Plan

Alan Baxter Associates:
1996 Historical structural alteration drawings:
C734/30/01 to C734/30/10

Legend

- electrical distribution board
- skirting distribution trunking
- conduit
- switched double socket outlet
- switched fused connection unit
- connection unit
- blanking plate
- access control power supply
- single network point
- double network point
- telecom distribution box
- single telecom point
- double telecom point
- intercom
- twin batten/suspended luminaire
- enclosed bulkhead luminaire
- emergency bulkhead luminaire
- twin batten/suspended luminaire with integral emergency fitting
- conduit
- single pole switch
- single pole switch with test key switch
- four way two pole switch

Date		Rev
21.02.2018	addition of lift lobby ceiling access hatch	C
25.01.2018	BMS note	B
18.07.2017	additions to small power information	A

Neville Bruton Design
51 Leneage Street London E1 5LJ
T: +44 (0)20 7059 0412
E: info@nb-design.co.uk

copyright reserved

Client
Trustees of the Imperial War Museum
Lambeth Road London SE1 6HZ

Project
SE Block Level 4 Conversion

Drawing title
Existing Service Plans
Small Power, Communications & Lighting

Scale 1.50 @ A0 Date 13.06.2017

DO NOT SCALE FROM THIS DRAWING.
FOR IDENTIFICATION PURPOSES ONLY - NOT FOR CONSTRUCTION.
ALL DIMENSIONS TO BE CHECKED ON SITE AND USED
IN PREFERENCE TO THOSE GIVEN OR SCALED FROM
THIS DRAWING

Drawing N°
IWM-LRL4-003

Revision letter
A B C