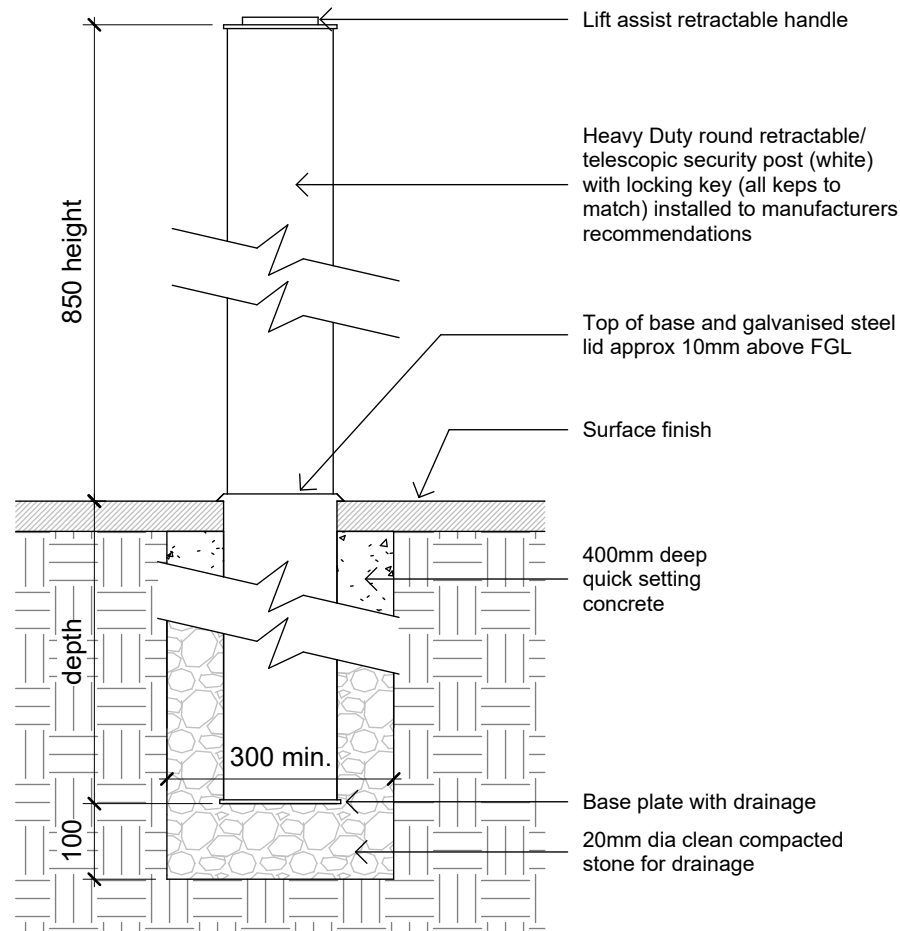
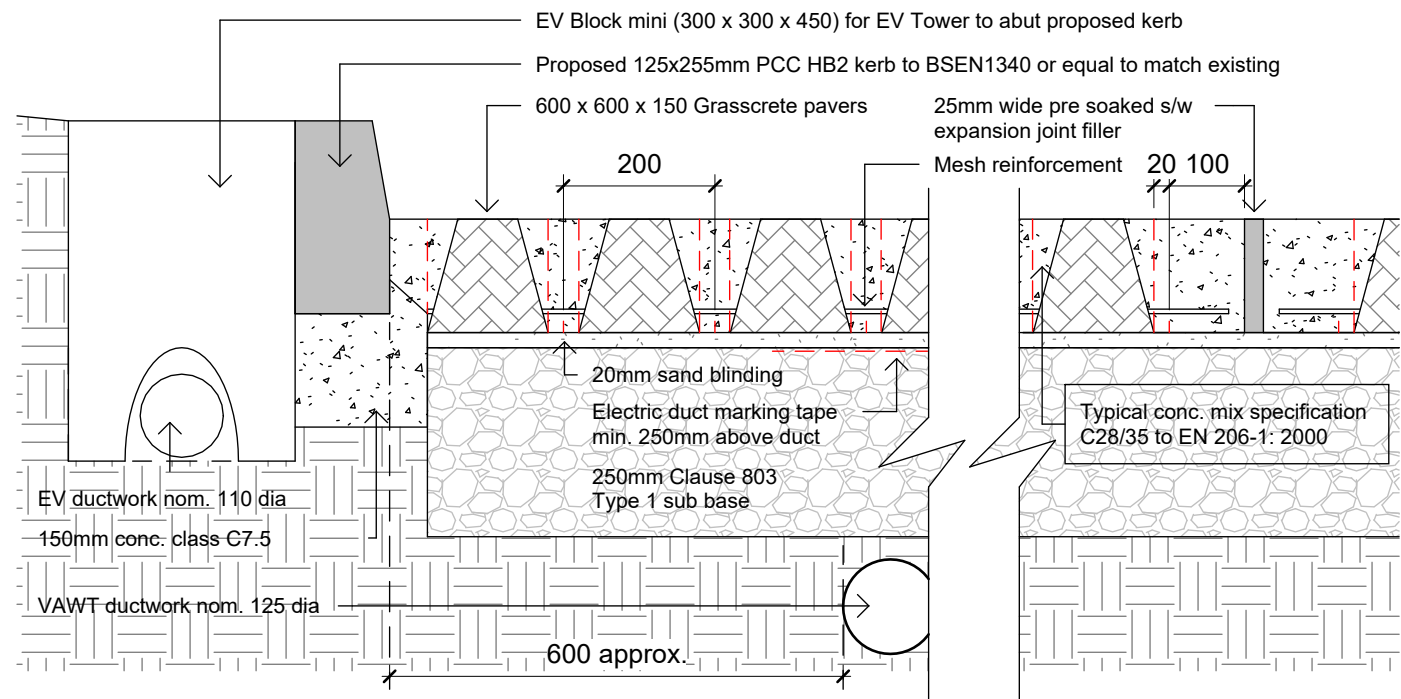


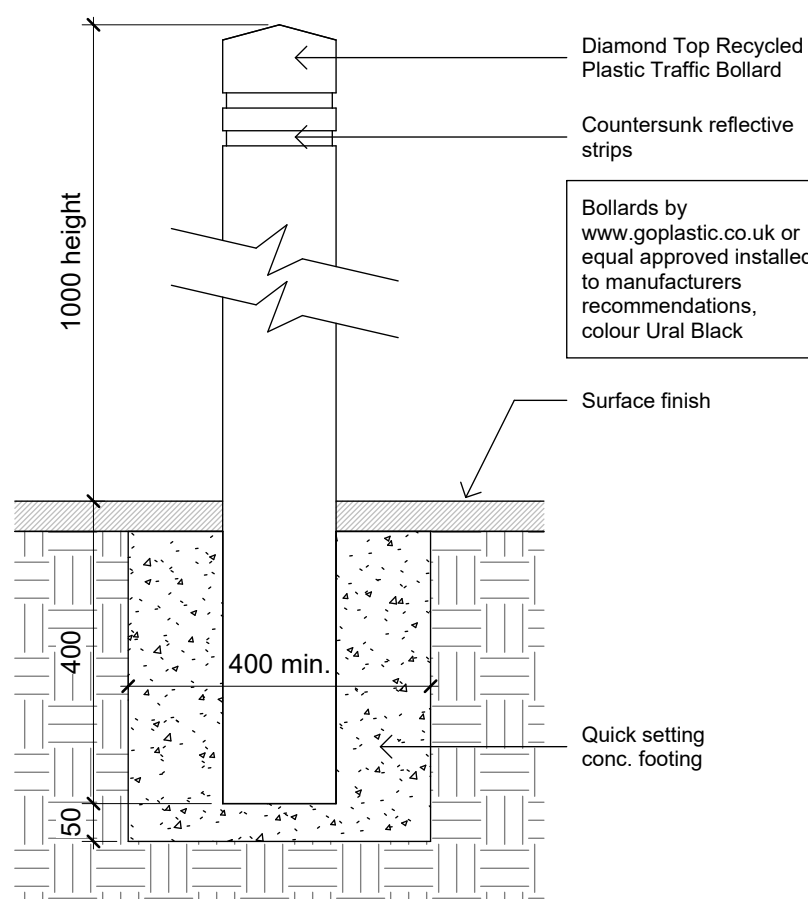
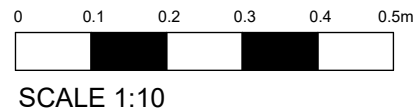
A3



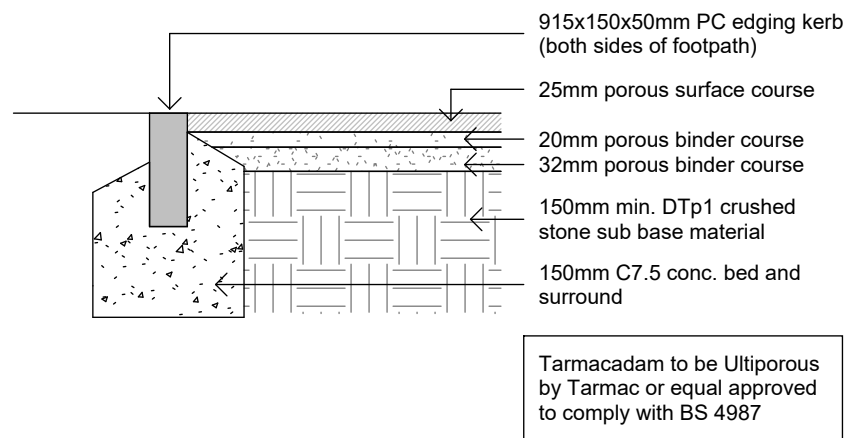
Cross Section Retractable Post
1 : 10



Cross Section Grasscrete
1 : 10



Cross Section Traffic Bollard
1 : 10



Cross Section Footpath
1 : 10

All dimensions and levels to be checked on site by contractor prior to preparation of shop drawings and commencement of work on site.

DO NOT SCALE FROM THIS DRAWING. IF IN DOUBT ASK.

This drawing and the copyrights and patents therein are the property of ALLEN CONSTRUCTION CONSULTANCY LTD and may not be used or reproduced without prior consent.

This drawing is to be read in conjunction with all relevant Consultant's and/or specialist's drawings and documents. Any discrepancies or variations are to be notified to ALLEN CONSTRUCTION CONSULTANCY LTD before the affected work commences.

Refer to drawing 2002 for specifications
Refer to existing services drawings for details of existing services including high pressure foul mains

T0	Tender Issue	16/11/23
Rev	Description	Date

allen construction consultancy ltd
Highlands House,
Highlands Road
Shirley, Solihull, B90 4ND
Tel: +44 (0)121 765 2900
Email: info@allen.uk.com

Client
HARBURY
e-Wheels

Project
Community Energy & EV
Charging Station

Drawing Name
Details Cross
Sections

Project No. 6541

Date 16/11/23

Drawn by AJH

Checked by PQ

Dwg 6541-ACC-00-ZZ-DR-A-1017

Scale@A3 1 : 10 REV T0