

PROTEC

- 1.1. THIS DRAWING IS TO BE USED IN CONJUNCTION WITH: IMTECH CAD FILE WPL_PL1_PLG...DSX RECEIVED 30/05/2014
- 1.2. POPULUS STATE E COORDINATION DRAWINGS
- 1.3. LC4914-STA-GND-A-DGA-901-0110 RECEIVED 05.11.2014
- 1.4. IMTECH ELECTRICAL CONTAINMENT ISSUED FOR DATE OF STATE FGN 21.10.14
2. ALL EXISTING SERVICES HAVE BEEN MODELLED TO INFORMATION RECEIVED FROM VISION SURVEY ON 15.07.2014
3. REFER TO IMTECH DRAWINGS FOR:
 - 3.1. SETTING OUT OF LIGHTING COLUMNS
 - 3.2. TYPICAL DETAILS OF ELECTRICAL ACCESS CHAMBERS
 - 3.3. TYPICAL AIR FLOW AND SOUNDING AND COVER REQUIREMENTS FOR M&E SERVICES
4. THIS DRAWING IS FOR COORDINATION PURPOSES ONLY FOR SETTING OUT REFER TO MEP AND CIVIL DRAWINGS DRAWINGS UNLESS STATED OTHERWISE.
5. CONNECTIONS TO ABOVE GROUND INFRASTRUCTURE NOT SHOWN UNLESS REFERRED TO INDIVIDUAL DISCIPLINE DRAWINGS FOR DETAILS
6. BURIED INFRASTRUCTURE DRAWN TO SCALE. CONTRACTOR TO CONFIRM DUCT NOS AND CONFIGURATION OF EXISTING UTILITIES PRIOR TO STARTING WORKS
7. IRRIGATION PIPEWORK NOT SHOWN FOR CLARITY, REFER TO STORM AND FLOOD WATER GENERAL ARRANGEMENT DRAWING

NOTE

- A. FINAL DESIGN RECORD DRAWINGS SHOW CONSTRUCTION INFORMATION UPDATED TO REFLECT ONSITE CHANGES MADE DURING CONSTRUCTION PROGRAMME AS RECORDED BY BALFOUR BEATTY AND COMMUNICATED TO BURO HAPPOLD.
- B. WHERE NO CHANGES HAVE BEEN NOTED ON THE DRAWING, IT IS ASSUMED THAT THE CONSTRUCTED WORKS DO NOT DEVIATE FROM DESIGN DRAWINGS.

© 2000 Hapag Lloyd Limited or its group companies.
 All rights reserved. Hapag Lloyd and the Hapag Lloyd logo are registered trademarks of Hapag Lloyd Limited or its group companies (as applicable) under the Copyright, Designs and Patents Act 1988.

DO NOT SCALE THIS DRAWING.

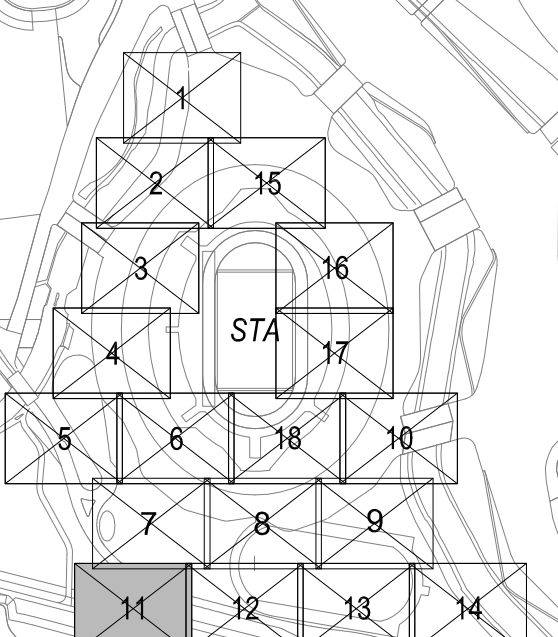
HEALTH AND SAFETY INFORMATION

IN ADDITION TO THE HAZARDS/RISKS NORMALLY ASSOCIATED WITH THE TYPES OF WORK DETAILED ON THIS DRAWING, NOTE THE FOLLOWING:






































CONSTRUCTION.

MAINTENANCE/CLEANING/OPERATION.

DECOMMISSIONING/DEMOLITION



LEGEN

- | | |
|---|---|
|  | PROPOSED FOUL MANHOLE WITH MANHOLE REFERENCE |
|  | EXISTING FOUL MANHOLE WITH MANHOLE REFERENCE |
|  | EXISTING FOUL MANHOLE TO BE ABANDONED |
|  | PROPOSED STORM MANHOLE WITH MANHOLE REFERENCE |
|  | EXISTING STORM MANHOLE WITH MANHOLE REFERENCE |
|  | EXISTING STORM MANHOLE TO BE ABANDONED |
|  | PROPOSED ELECTRICAL ACCESS CHAMBER WITH SETTING OUT REFERENCE |
|  | EXISTING ELECTRICAL ACCESS CHAMBER |
|  | EXISTING ELECTRICAL ACCESS CHAMBER TO BE ABANDONED |
|  | PROPOSED LIGHTING COLUMN BASE |
|  | EXISTING LIGHTING COLUMN BASE |
|  | EXISTING LIGHTING COLUMN BASE TO BE ABANDONED |
|  | PROPOSED ELECTRICAL DUCTS |
|  | EXISTING ELECTRICAL DUCTS |
|  | EXISTING ELECTRICAL DUCTS TO BE ABANDONED |
|  | EXISTING WATER SERVICES |
|  | PROPOSED FIRE MAIN ROUTE |
|  | PROPOSED DISTRICT HEATING ROUTE |
|  | EXISTING DISTRICT HEATING ROUTE |
|  | EXISTING DISTRICT HEATING TO BE ABANDONED |
|  | PROPOSED FOUL WATER DRAINAGE |
|  | EXISTING FOUL WATER DRAINAGE |
|  | EXISTING FOUL WATER DRAINAGE TO BE ABANDONED |
|  | PROPOSED STORM WATER DRAINAGE |
|  | EXISTING STORM WATER DRAINAGE |
|  | EXISTING STORM WATER DRAINAGE TO BE ABANDONED |
|  | PROPOSED BT DUCTS |
|  | EXISTING BT DUCTS |
|  | EXISTING BT DUCTS TO BE ABANDONED |
|  | EXISTING ICS DUCTS |
|  | PROPOSED HV DUCTS |
|  | EXISTING HV DUCTS |
|  | EXISTING HV DUCTS TO BE ABANDONED |
|  | EXISTING LV DUCTS |
|  | EXISTING LV DUCTS TO BE ABANDONED |
|  | PROPOSED GAS VENT CHAMBER WITH SETTING OUT |
|  | EXISTING GAS VENT CHAMBER |
| | EXISTING GAS VENT CHAMBER TO BE ABANDONED |

Z01 FINAL DESIGN RECORD DRAWINGS	04.09.15	JJE	SVR
C01 CONSTRUCTION	14.11.14	JJE	SVR
Rev Description	Date	Dm	Chd

FINAL DESIGN RECORD

Status of drawing

Camden Mill
Lower Bristol Road
Bath BA2 3DQ
UK

Tel: +44 (0)1225 320800
Fax: +44 (0)670 787 4148
Email: 001234@burohappold.com
Web: www.burohappold.com

Architect *Populous*

Project	OLYMP
Drg Title	LOWE

BELOW
COOR

Scale 3A0

1:100

Drawing No.

LC419-STA

LC413-STA

Buro Happold
Consulting Engineers

Architect *Populous*

Project	OLYMP
Org Title	LOWE

BELOW
COOR

Scale 3A0

1:100

Drawing No.

LC419-STA

LC413-STA