

Cisco Wireless 9178 Series Access Points



Contents

Product overview	3
Features and benefits	3
Introducing global use access points and Cisco Networking Subscription	5
Licensing	6
Product specifications	7
Ordering information	20
Warranty information	20
Product sustainability	20
Cisco and partner services	20
Cisco Capital	21

Cisco Wireless Wi-Fi 7 access points create wireless networks for the AI enterprise, bridging the gap between physical and digital experiences.



Product overview

Cisco's Wi-Fi 7 access points power the next generation of wireless experiences, designed to revolutionize connectivity and digital experiences. Offering unprecedented speeds, enhanced security, and resilient connectivity, these products are ideal for high-density environments and critical applications. They seamlessly integrate into your existing network, whether on-premises, cloud-based, or hybrid, providing flexible deployment options to suit various organizational needs.

The Cisco® Wireless Wi-Fi 7 access points enable transformative user experiences. Enterprises can leverage the predictability and low latency of Wi-Fi 7 to support better video streaming, augmented reality (AR), and virtual reality (VR) applications. By connecting people and things within physical spaces, Cisco's wireless solutions with Wi-Fi 7 offer real-time insights and actions such as indoor navigation and personalized user experiences.

Create differentiated customer experiences, accelerate digital business transformation, and prepare networks for the future with Cisco's Wi-Fi 7 solutions. With faster data transfer rates, reduced network congestion, and simplified network management with AI-driven insights and automation, the Cisco Wireless 9178 Series Access Points provide the foundation for the future of wireless.

Features and benefits

Table 1. Features and benefits

Feature	Benefit
Wi-Fi 7 (802.11be)	The IEEE 802.11be standard, also known as Extremely High Throughput (EHT) or Wi-Fi 7, is the latest in Wi-Fi with enhancements such as 4K-QAM, multilink operation (MLO), enhanced orthogonal frequency-division multiple access (OFDMA), preamble puncturing support for a 320MHz channel width built to increase data transfer rates and connection performance, especially for applications requiring low latency like AR and VR apps.
Wi-Fi 6E (802.11ax)	The IEEE 802.11ax standard, also known as High-Efficiency Wireless (HEW) or Wi-Fi 6, builds on 802.11ac. It delivers a better experience in typical environments with more predictable performance for advanced applications such as 4K or 8K video; high-density, high-definition collaboration apps; all-wireless offices; and the Internet of Things (IoT). Wi-Fi 6E is Wi-Fi 6 “extended” into the 6-GHz frequency band.

Feature	Benefit
Dual 10G Multigigabit Ethernet	<p>Dual Multigigabit Ethernet provides power-redundant and link-redundant uplink ports, each with speeds up to 10 Gbps. Link and power redundancy provides hitless performance during failover.</p> <p>Note: Cat6/Cat6A cabling is required for 10 Gbps port speeds. Cat 5e cable can support speeds up to 5 Gbps.</p>
Built-in GNSS/GPS	A built-in GNSS/GPS antenna allows seamless co-location onboarding, with the AP intelligently selecting regulatory domain and location information.
Integrated Ultra-Wideband (UWB) radio	For precision asset tracking and location services using Cisco Wi-Fi 7 APs, an integrated UWB radio provides the flexibility to enable more use cases for enterprises.
AP power optimizations (AP Power Save Mode)	AP Power optimizations (AP Power save mode) allow the access point to reduce its power consumption by e.g. shutting off radios during off-hours and weekends – while still being smart enough to re-engage all features should they be needed. This both saves power and reduces the carbon footprint of running a wireless network.
Band steering	Enhanced to help clients that are 6-GHz capable to leave the 5-GHz radio and connect to the 6-GHz radio. Wi-Fi 6E-capable clients are automatically directed to connect to the 6-GHz radio to take advantage of the benefits that that radio offers while clearing the 2.4- and 5-GHz radios for legacy clients.
Intelligent Capture	Intelligent Capture probes the network and provides Cisco Catalyst™ Center with deep analysis. The software can track more than 240 anomalies and instantaneously review all packets on demand, emulating the onsite network administrator. Intelligent Capture allows for more informed decisions on your wireless networks.
Flexible Radio Assignment (FRA) with quad-radio mode	<p>FRA allows the access points to intelligently determine the operating mode of serving radios based on the RF environment and traffic demands. The access points can operate in the following modes:</p> <ul style="list-style-type: none"> • Tri-radio mode: One 4x4 6-GHz radio, one 4x4 5-GHz radio, and one 4x4 2.4-GHz radio • In quad-radio mode, the access point features one 4x4 6-GHz radio, dual 4x4 5-GHz radios, and one 4x4 2.4-GHz radio. With four total 4x4 radios (quad-radio) inside the access point, client device capacity can be increased on demand. <p>The access point's default mode is tri-radio with 4x4 for 5 GHz, 6 GHz, and 2.4 GHz. It has the ability to operate in quad-radio mode, thereby enabling the benefits of FRA while allowing the 2.4- and 6-GHz radios to remain active.</p>
Bluetooth/BLE	The integrated Bluetooth Low Energy (BLE) 5.3 radio enables location-based use cases such as asset tracking, wayfinding, and analytics. Upgradeable to BLE 6 with future software update.
Application hosting	Application hosting helps simplify IoT deployments and ready them for the future by eliminating the need to install and manage overlay networks. Using the USB interface, containerized applications and hardware modules can be deployed to reduce cost and complexity. Adding Cisco Catalyst Center provides workflows and deployment-wide application lifecycle management.
Container support for applications	Container support enables edge computing capabilities for IoT applications on the host access point.
Accelerometer	A built-in accelerometer allows continuous, post-deployment verification of how the AP is installed.

Introducing global use access points and Cisco Networking Subscription

Global use access points

Expanding our comprehensive 6-GHz wireless portfolio, the 9178 Series global use access points offer a resilient, scalable solution for your modern wireless network. These access points seamlessly operate in either deployment mode, giving you the flexibility and investment protection you need for the future.

With the Cisco Wireless Wi-Fi 7 access points, you get an intelligent process for management mode discovery that's seamless, scalable, and straightforward. The global use access points' onboarding process eliminates the need for stack-specific and regulatory domain-specific products, saving you time and effort during installation.

Cisco's Wi-Fi 7 global use access points further unify our wireless product portfolio. Whether you choose on-premises or cloud-managed networking, the 9178 Series access points help you build future proof networks with ease.

Cisco Networking Subscription

The Cisco Networking Subscription streamlines the purchasing and use of Cisco software, hardware, services, and platforms. This unified licensing model offers the flexibility to manage your network on-premises, in the cloud, or in a hybrid manner, using the same unified licenses, product support, and hardware.

You can purchase our new unified licenses (Cisco Wireless Essentials or Advantage) in a Cisco Networking Subscription. These licenses include product support for both your hardware and software. With an active subscription, you can align renewal dates to your cost-center needs, add licenses without changing renewal dates, and upgrade entitlements midterm. The Cisco Networking Subscription provides flexible management options, supporting your network investment today and protecting it for the future.

Note: For more information about the Cisco Networking Subscription, refer to the [data sheet](#).

Secure infrastructure

Trustworthy systems built with Cisco Trust Anchor Technologies provide a highly secure foundation for Cisco products. Cisco Wireless access points help enable assurance of hardware and software authenticity for supply chain trust and strong defense against man-in-the-middle attacks that compromise software and firmware.

Trust Anchor capabilities include:

- Image signing
- Secure Boot
- Cisco Trust Anchor module

Cisco Catalyst Center and Catalyst 9800 Series support

Pairing the Cisco Wireless 9178 Series Access Points with a Catalyst 9800 Series WLC and Cisco Catalyst Center allows for a total network transformation. Cisco Catalyst Center allows you to truly understand your network with real-time analytics, quickly detect and contain security threats, and easily provide networkwide consistency through automation and virtualization. The Cisco Wireless 9178 Series supports Software-Defined Access (SD-Access), Cisco's leading enterprise architecture.

The Cisco Wireless 9178 Series access points, combined with Cisco solutions, offer such features as:

- Cisco Spaces
- Cisco Identity Services Engine
- Cisco DNA Analytics and Assurance along with Intelligence Capture (iCAP)

Note: For information about Cisco Catalyst Center, refer to the [Cisco Catalyst Center Solution Overview](#).

Cisco Meraki cloud management

Pairing the Cisco Wireless 9178 Series Access points with the Cisco Meraki® cloud platform gives organizations a unified IT experience for network monitoring and management. The Meraki dashboard provides an intuitive and interactive web interface connecting your network to the industry's leading cloud IT platform.

Through the dashboard, Meraki provides sophisticated and scalable tools to automate network optimization, deploy policy and segmentation configurations across thousands of sites and devices, and manage a full-stack network, from SD-WAN to access to IoT technologies. The platform supports over 3.5 million active networks around the world.

Working together, the Cisco Wireless 9178 Series and Meraki offer such features as:

- Cisco Spaces
- Cisco Identity Services Engine
- Meraki Health intelligent optimization and assurance
- Meraki Vision, smart cameras, and sensors

Note: For information about Cisco Meraki, refer to <https://meraki.cisco.com/products/>.

Licensing

Cisco Wi-Fi 7 access points, including the 9178 Series, require a Cisco Networking Subscription for wireless, either Essentials or Advantage licenses.

For information about licensing features and support, refer to the <https://www.cisco.com/c/en/us/products/collateral/networking/software/networking-subscription-ds.html>.

Product specifications

Table 2. Product specifications

Item	Specification
Part numbers	Cisco Wireless 9178I Access Point: Internal antennas <ul style="list-style-type: none"> • CW9178I
Software	Cisco Wireless 9178I <ul style="list-style-type: none"> • Cisco IOS® XE Software Release 17.15.2 or later
Supported wireless LAN controllers	<ul style="list-style-type: none"> • Catalyst 9800 Series Wireless Controllers (physical or virtual) • Cisco Catalyst 9000 switches with Embedded Wireless Controller in SDA mode
802.11be	<ul style="list-style-type: none"> • 4x4 + 4x4 uplink/downlink MU-MIMO with 4 spatial streams each (5 GHz) • 4x4 uplink/downlink MU-MIMO with four spatial streams (2.4 and 6 GHz) • 4096 QAM • Multilink operation • Preamble puncturing • Uplink/downlink OFDMA • TWT • BSS coloring • Maximal Ratio Combining (MRC) • 20-, 40-, 80-, 160- and 320-MHz channels (6 GHz) • 20-, 40-, 80-, and 160-MHz channels (5 GHz) • 20-MHz channels (2.4 GHz) • PHY data rates: in Quad radio mode, up to 24 Gbps (4x4 320 MHz on 6 GHz, 4x4 + 4x4 160 MHz on 5 GHz, and 4x4 20 MHz on 2.4 GHz); in Tri radio mode, up to 18 Gbps (4x4 320 MHz on 6 GHz, 4x4 160 MHz on 5 GHz, and 4x4 20 MHz on 2.4 GHz) or PHY data rates up to 23 Gbps (4x4 320 MHz on 6 GHz, 4x4 160 MHz on 5 GHz and 4x4 160 MHz on 5 GHz) • Packet aggregation: Aggregate MAC Protocol Data Unit (A-MPDU) (transmit and receive), Aggregate MAC Service Data Unit (A-MSDU) (transmit and receive) • 802.11 Dynamic Frequency Selection (DFS) • Cyclic Shift Diversity (CSD) support • Wi-Fi Protected Access 3 (WPA3) support
802.11ax	<ul style="list-style-type: none"> • 4x4 + 4x4 uplink/downlink MU-MIMO with four spatial streams each (5 GHz) • 4x4 uplink/downlink MU-MIMO with four spatial streams (2.4 and 6 GHz) • Uplink/downlink OFDMA • 1024 QAM • TWT • BSS coloring • MRC • 802.11ax beamforming • 20-, 40-, 80-, and 160-MHz channels (5 and 6 GHz) • 20-MHz channels (2.4 GHz) • PHY data rates up to 10.2 Gbps (4x4 160 MHz on 6 GHz, 4x4 + 4x4 80 MHz on 5 GHz, and 4x4 20 MHz on 2.4 GHz) • Packet aggregation: A-MPDU (transmit and receive), A-MSDU (transmit and receive) • 802.11 DFS • CSD support • WPA2/WPA3 support

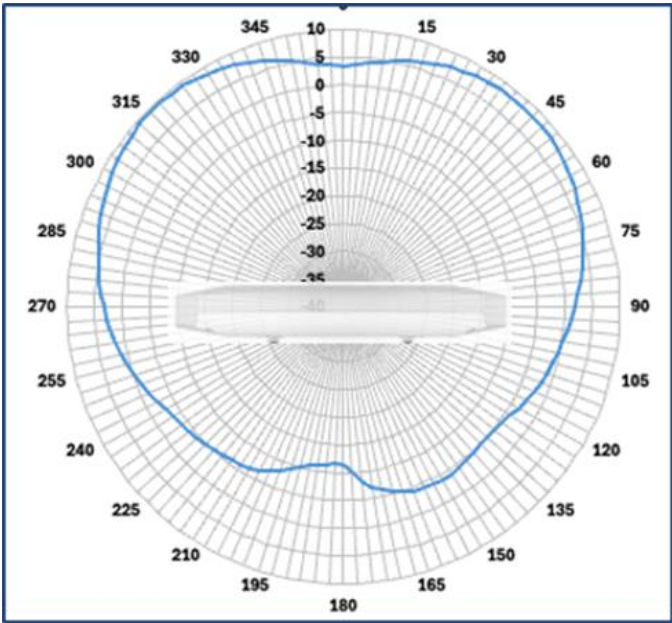
Item	Specification						
802.11ac	<ul style="list-style-type: none">• 4x4 + 4x4 downlink MU-MIMO with 4x4 spatial streams• MRC• 802.11ac beamforming• 20-, 40-, 80-, and 160-MHz channels• PHY data rates up to 3.4 Gbps (dual 4x4 160 MHz on 5 GHz)• Packet aggregation: A-MPDU (transmit and receive), A-MSDU (transmit and receive)• 802.11 DFS• CSD support• WPA2/WPA3 support						
802.11n version 2.0 (and related) capabilities	<ul style="list-style-type: none">• 4x4 MIMO with four spatial streams• MRC• 802.11n and 802.11a/g beamforming• 20- and 40-MHz channels• PHY data rates up to 1.5 Gbps (40 MHz with 5 GHz and 20 MHz with 2.4 GHz)• Packet aggregation: A-MPDU (transmit and receive), A-MSDU (transmit and receive)• 802.11 DFS• CSD support						
Integrated antenna	<ul style="list-style-type: none">• 2.4 GHz: Peak gain 4 dBi, internal antenna, omnidirectional in azimuth• 5 GHz: Peak gain 5 dBi, internal antenna, omnidirectional in azimuth• 6 GHz: Peak gain 6 dBi, internal antenna, omnidirectional in azimuth• IoT: Peak gain 3 dBi, internal antenna, omnidirectional in azimuth• UWB: Peak gain 7 dBi, internal antenna, omnidirectional in azimuth• GNSS: (L1) Peak gain 5 dBi, (L5) Peak gain 2 dBi, internal antenna, omnidirectional in azimuth						
Interfaces	<ul style="list-style-type: none">• 2x 100M/1000M/2.5G/5G/10G Multigigabit Ethernet (RJ-45)• Management console port (RJ-45) with default speed of 115200 bps• USB 2.0 at 9W						
Indicators	<ul style="list-style-type: none">• Status LED indicates boot loader status, association status, operating status, boot loader warnings, and boot loader errors						
Dimensions (W x L x H)	<ul style="list-style-type: none">• Access point (without mounting brackets):<ul style="list-style-type: none">◦ 9.9 x 9.9 x 2.0 in. (25.1 x 25.1 x 5.1 cm)						
Weight	4.1 lb. (1.87 kg)						
Input power requirements	<ul style="list-style-type: none">• 802.3bt Cisco Universal PoE (Cisco UPOE®), 802.3at Power over Ethernet Plus (PoE+), 802.3af PoE (only for configuring staging, all radios off)• (Or) Cisco Power Injector – CW-INJ-8						
	Power Source	2.4-GHz radio	5-GHz radio	6-GHz radio	Link speed	USB	Max PoE power consumption
	802.3bt (Class 6) (UPOE)	4x4	4x4(LB) + 4x4(HB)	4x4	2x 10G	Y (9W)	47W
	802.3at (PoE+) (Quad Radio mode)	2x2	2x2 (LB) + 2x2 (HB)	2x2	2x 2.5 G	N	25.5W

Item	Specification						
	802.3at (POE+) (Tri Radio Mode)	2x2	4x4 (FB)	2x2	2x 1G	N	25.5W
	802.3af (PoE)	–	–	–	1x 1G	N	13.95W
	<p>Note: Actual power consumption may vary depending on access point usage. It is recommended that you ensure that Link Layer Discovery Protocol (LLDP)/Cisco Discovery Protocol is enabled to allow proper power negotiation.</p> <p>Note: FB is Full Band, LB is Lower UNII Bands (UNII 1 and 2) and HB is Higher UNII Bands (UNII 2E and 3).</p> <p>Note: Above power draw table starting with IOS-XE version 17.15.3.</p>						
Environmental	<ul style="list-style-type: none">Nonoperating (storage) temperature: -22° to 158°F (-30° to 70°C)Nonoperating (storage) altitude test: 25°C (77°F) at 15,000 ft (4600 m)Operating temperature: 32° to 122°F (0° to 50°C)Operating humidity: 10% to 90% (noncondensing)Operating altitude test: 40°C (104°F) at 9843 ft (3000 m) <p>Note: When the ambient operating temperature exceeds 40°C (104°F), the access point will shift from 4x4 to 2x2 on the 2.4-GHz, 5-GHz and 6-GHz radio(s); however, the USB interface will remain enabled.</p>						
System memory	<ul style="list-style-type: none">4096 MB DRAM16 GB storage flash						
Available transmit power settings	2.4 GHz <ul style="list-style-type: none">23 dBm (200 mW)-4 dBm (0.39 mW)		5 GHz <ul style="list-style-type: none">23 dBm (200 mW)-4 dBm (0.39 mW)		6 GHz <ul style="list-style-type: none">23 dBm (200 mW)-4 dBm (0.39 mW) <p>Note: In countries where use of the 6-GHz band is not allowed or there is no current software support, the 6-GHz radio will be disabled. The radio may be enabled with future software, once the product is certified to operate in 6 GHz for that country.</p>		
Compliance standards	<ul style="list-style-type: none">Safety:<ul style="list-style-type: none">IEC 60950-1 / IEC 62368-1 Ed.3 (with Ed.2 Deviation annex)EN 60950-1 / EN 62368-1 Ed.3 (with Ed.2 Deviation annex)UL 60950-1 / UL62368-1 3rd (with Ed.2 Deviation annex)CAN/CSA-C22.2 No. 60950-1 / CAN/CSA-C22.2 No. 62368-1 3rd (with Ed.2 Deviation annex)AS/NZS60950.1 / AS/NZS62368.1 Ed.3 (with Ed.2 Deviation annex)UL 2043				<ul style="list-style-type: none">Radio:<ul style="list-style-type: none">EN 300 328 (v2.2.2)EN 301 893 (v2.1.1)EN 303 687 (v0.0.14, draft)AS/NZS 4268 (rev. 2017)47 CFR FCC Part 15C, 15.247, 15.407RSP-100RSS-GENRSS-247LP0002 (109)Japan Std. 66, and Std. 71		

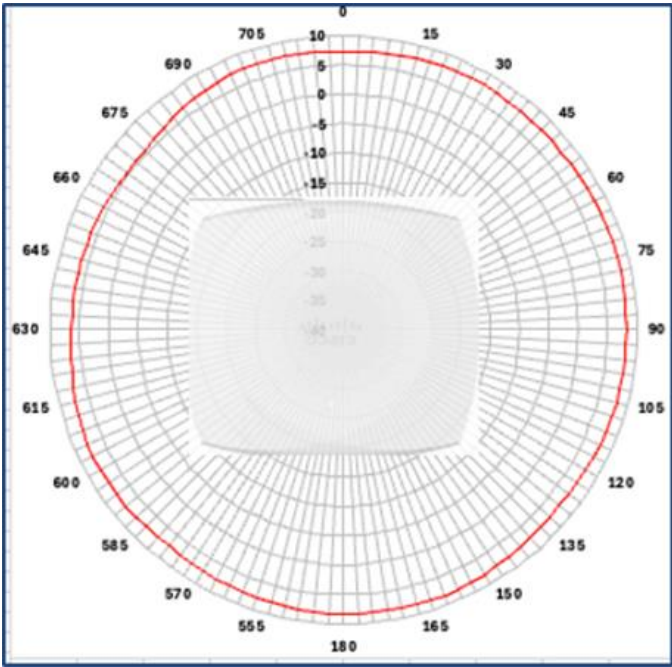
Item	Specification
	<ul style="list-style-type: none"> ◦ Class III equipment • Emissions: <ul style="list-style-type: none"> ◦ CISPR 32 (rev. 2015) +AMD1:2019 ◦ EN 55032:2015/A11:2020 ◦ EN IEC 61000-3-2:2019/A1:2021 ◦ EN 61000-3-3:2013+A1:2019 ◦ AS/NZS CISPR32: 2015+AMD1:2020 ◦ 47 CFR FCC Part 15B ◦ ICES-003 (Issue 7, Class B) ◦ VCCI-CISPR 32:2016 ◦ CNS 13438:2006 (95) ◦ KS C 9832:2019 ◦ QCVN 118:2018/BTTTT • Immunity: <ul style="list-style-type: none"> ◦ EN 55035:2017+A11:2020 ◦ KS C 9835:2019 • Emissions and immunity: <ul style="list-style-type: none"> ◦ EN 301 489-1 V2.2.3 (2019-11) ◦ EN 301 489-17 V3.2.4 (2020-09) ◦ QCVN (18:2014) ◦ QCVN 112:2017/BTTTT ◦ KS X 3124:2020 ◦ KS X 3126:2020 ◦ EN 61000-6-1:2019 ◦ EN 60601-1-2:2015+A1:2021 • RF safety: <ul style="list-style-type: none"> ◦ EN 50385:2017 ◦ AS/NZS 2772 (rev. 2016) ◦ 47 CFR Part 2.1091 ◦ RSS-102 • IEEE standards: <ul style="list-style-type: none"> ◦ IEEE 802.3 ◦ IEEE 802.3ab ◦ IEEE 802.3af/at ◦ IEEE 802.11a/b/g/n/ac/ax/be ◦ IEEE 802.11h, 802.11d • Security: <ul style="list-style-type: none"> ◦ 802.11i (WPA2, WPA3) ◦ 802.1x/802.1x - SHA256 ◦ Enhanced Open/OWE ◦ Advanced Encryption Standard (AES) - GCMP128, GCMP256 and CCMP256 • Extensible Authentication Protocol (EAP) types: <ul style="list-style-type: none"> ◦ EAP-Transport Layer Security (TLS) ◦ EAP-Tunneled TLS (TTLS) or Microsoft Challenge Handshake Authentication Protocol (MSCHAP) v2 ◦ Protected EAP (PEAP) v0 or EAP-MSCHAP v2 ◦ EAP-Flexible Authentication via Secure Tunneling (EAP-FAST) ◦ PEAP v1 or EAP-Generic Token Card (GTC) ◦ EAP-Subscriber Identity Module (SIM)
Certifications	<ul style="list-style-type: none"> • Wi-Fi Alliance: Wi-Fi 7 (R1), Wi-Fi 6 (R2), Wi-Fi 6E, WPA3-R3, WPA3-Suite B, Enhanced Open Security • Bluetooth SIG: Bluetooth Low Energy

Antenna patterns - Cisco Wireless 9178I

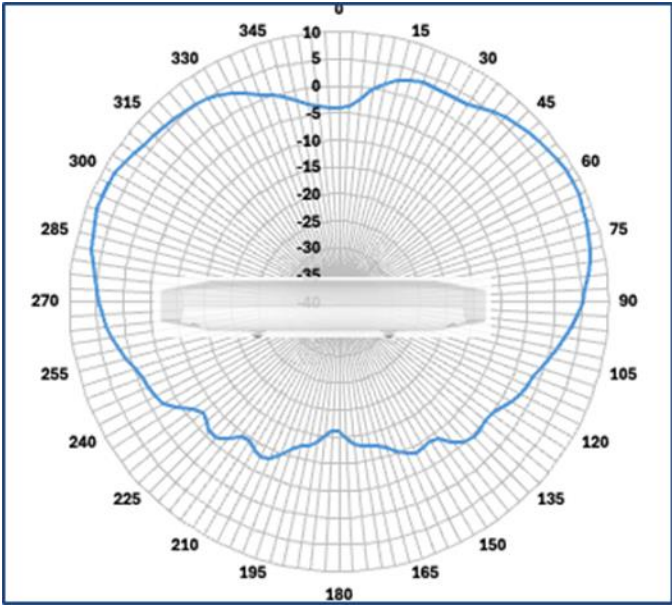
2.4-GHz elevation



2.4-GHz azimuth



5-GHz elevation



5-GHz azimuth

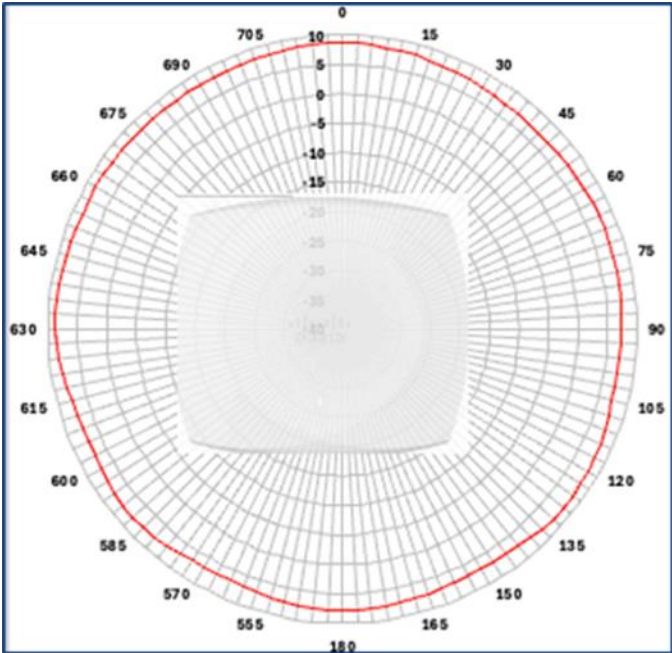
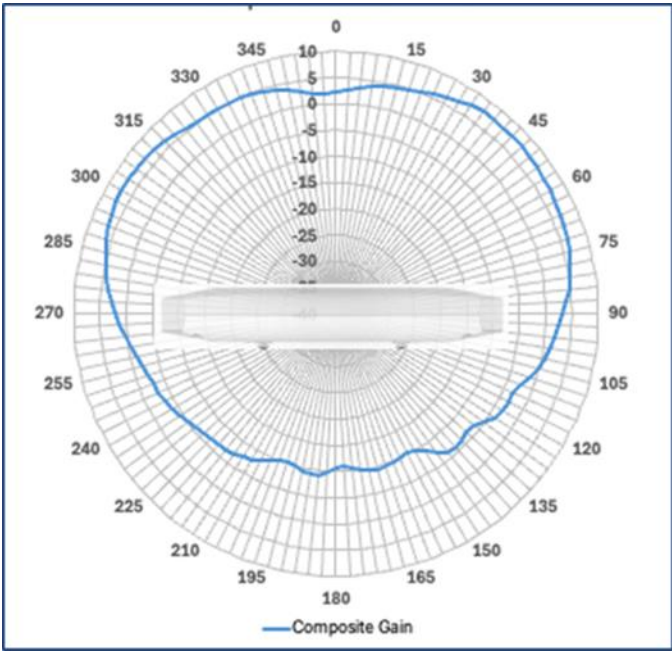


Figure 1.
Antenna patterns

Elevation



Azimuth

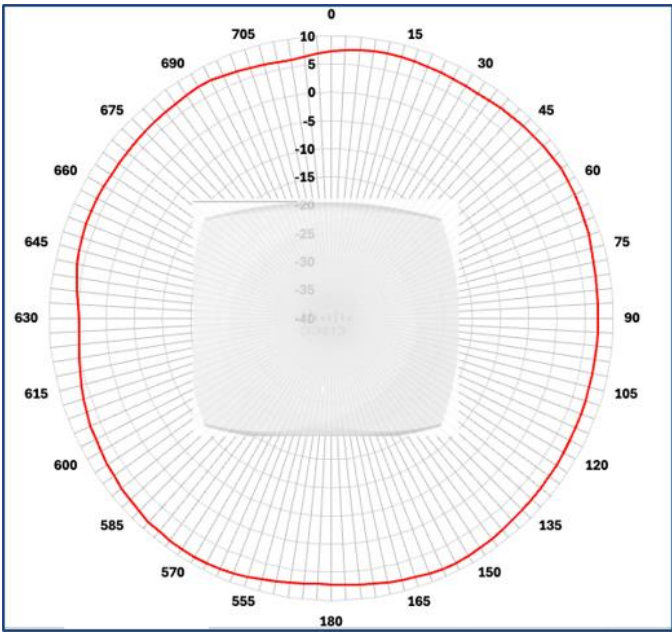
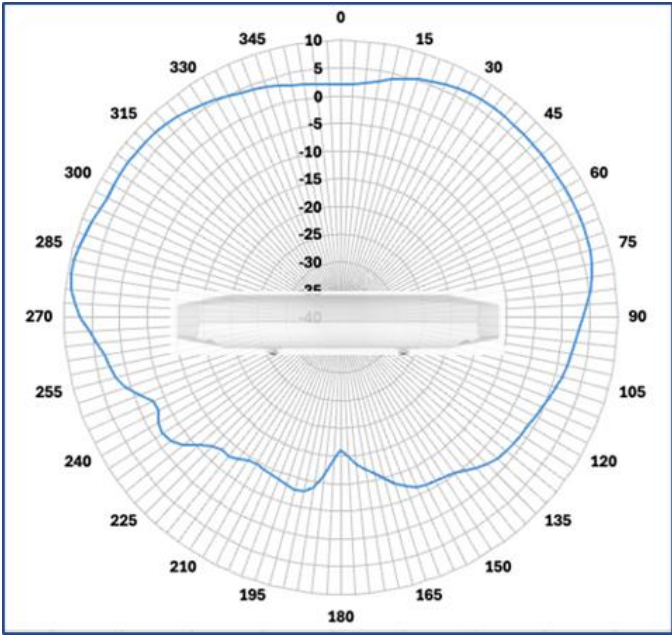


Figure 2.
5-GHz slot 2 radio antenna patterns

Elevation



Azimuth

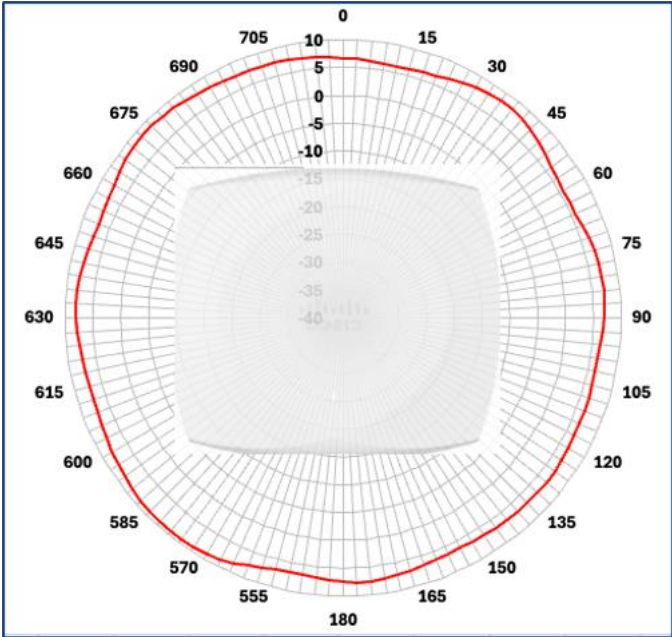
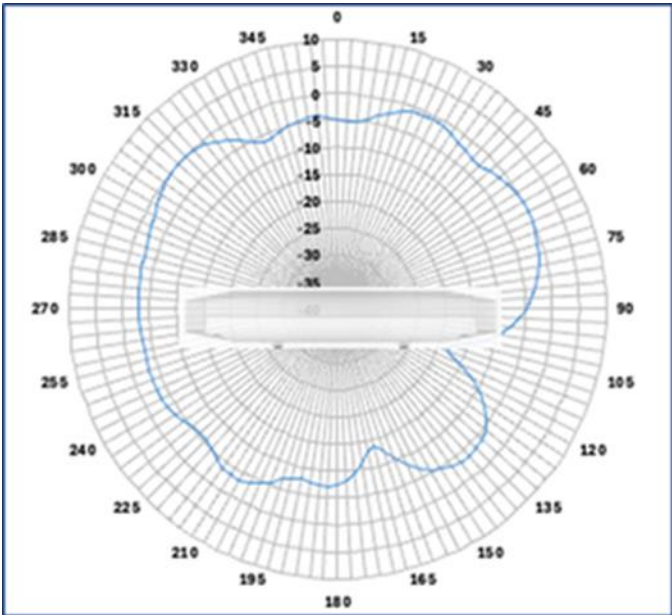
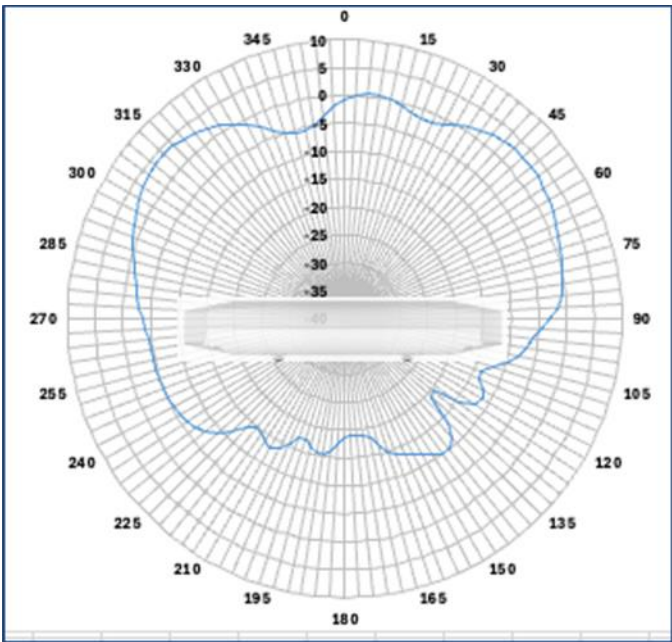


Figure 3.
6-GHz radio antenna patterns

2.4-GHz elevation

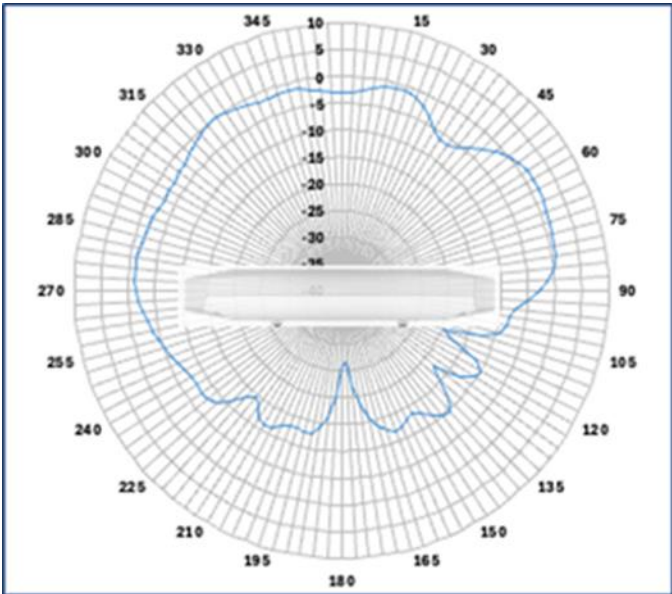


5-GHz elevation

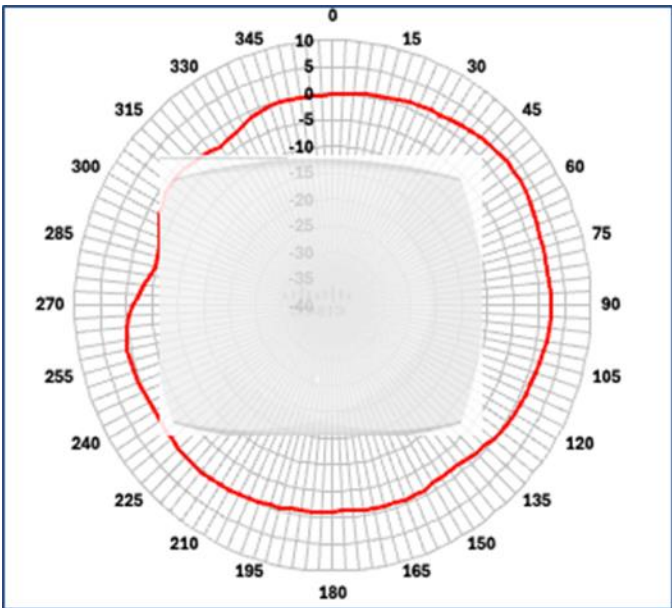




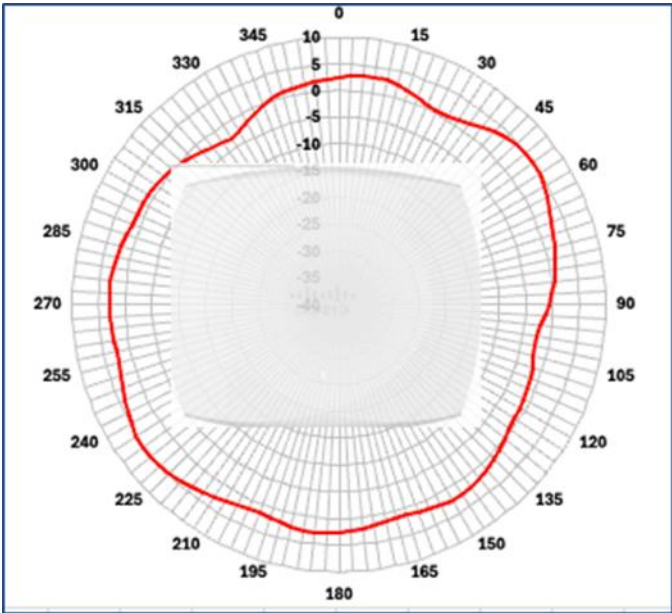
6-GHz elevation



2.4-GHz azimuth



5-GHz azimuth



6-GHz azimuth

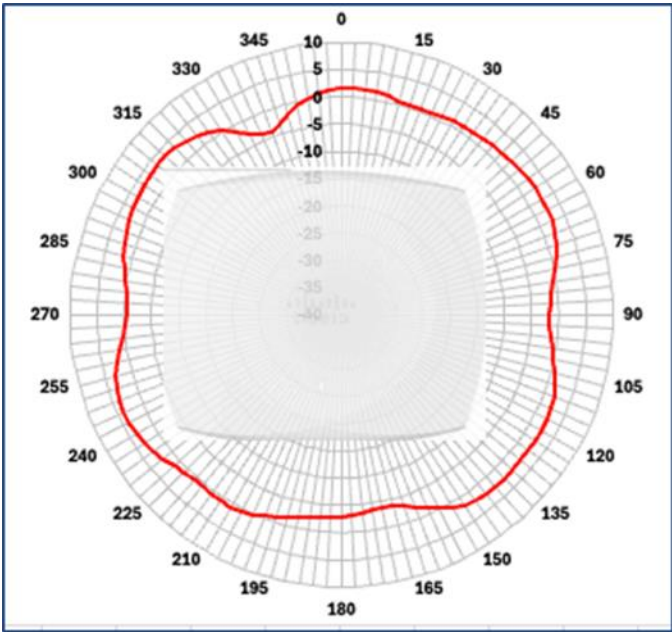
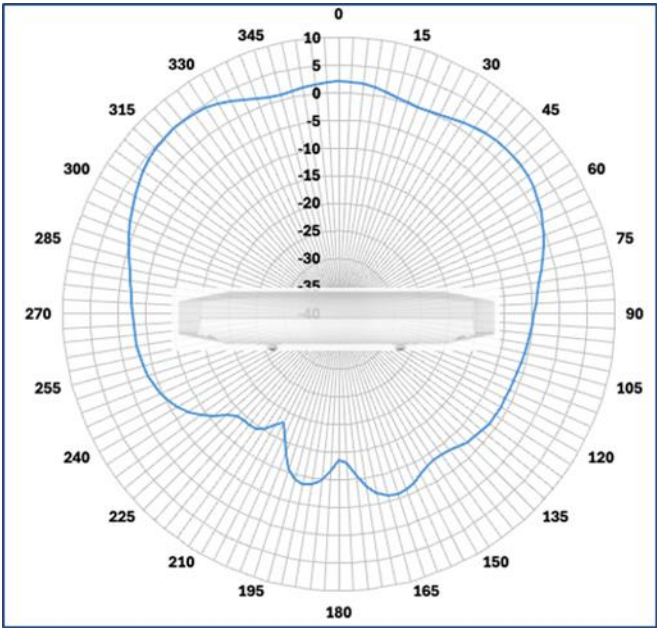


Figure 4.
AI/ML-driven scan radio antenna patterns

2.4-GHz elevation



2.4-GHz azimuth

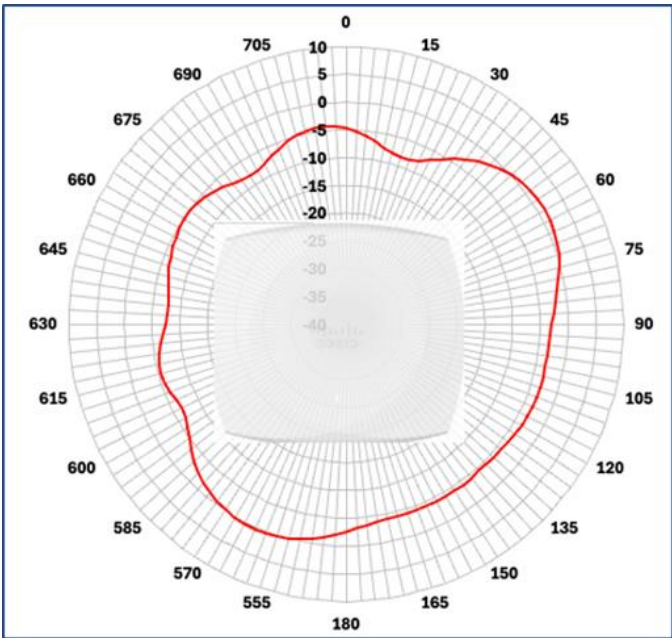
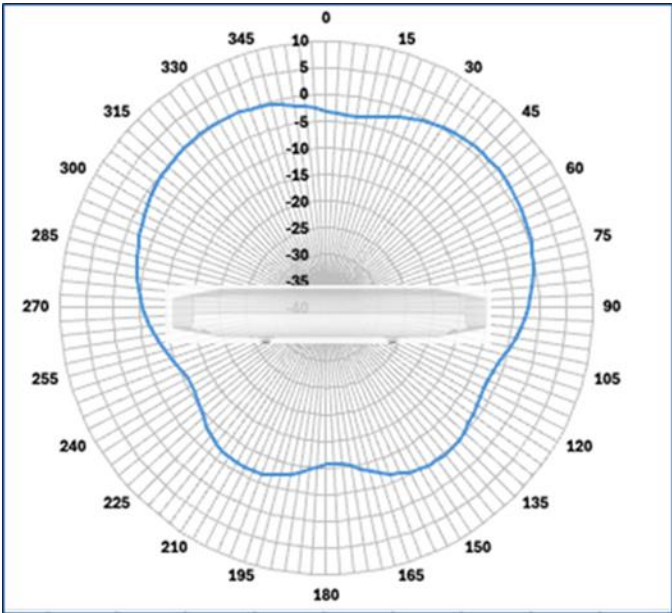


Figure 5.
IoT radio antenna patterns

Elevation



Azimuth

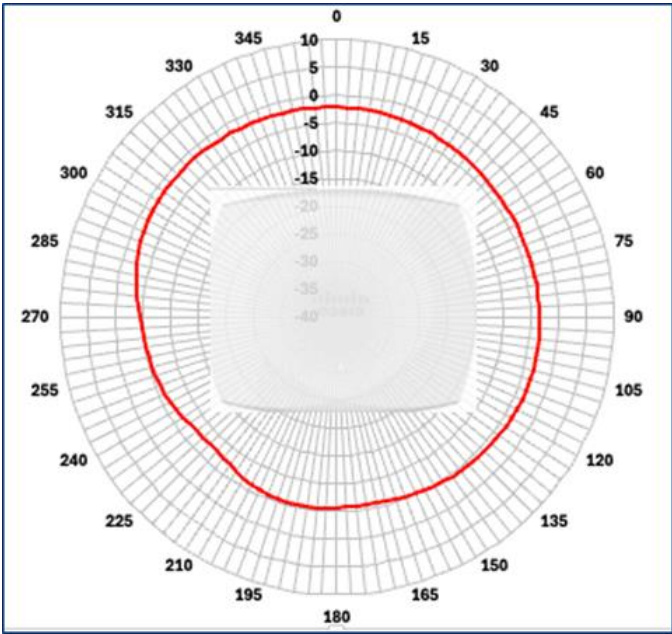


Figure 6.
GNSS antenna patterns

Ordering information

The Cisco Wireless 9178 Series Access Points are available. To order, please visit the [Cisco Ordering homepage](#) or the [Cisco Wireless Ordering Guide](#).

For additional product numbers, please check the [Cisco Wi-Fi 7 products](#) price list or contact your local Cisco account representative.

Warranty information

The Cisco Wireless 9178 Series Access Points come with a limited lifetime warranty that provides full warranty coverage of the hardware for as long as the original end user continues to own or use the product. The warranty includes 5-day advance hardware replacement and helps ensure that software media are defect-free for 90 days. For more details, visit <https://www.cisco.com/go/warranty>.

Product sustainability

Information about Cisco’s environmental, social, and governance (ESG) initiatives and performance is provided in Cisco’s corporate social responsibility and sustainability [reporting](#).

Table 3. Cisco environmental sustainability information

Sustainability Topic		Reference
General	Information on product-material-content laws and regulations	Materials
	Information on electronic waste laws and regulations, including our products, batteries and packaging	WEEE Compliance
	Information on product takeback and reuse program	Cisco Takeback and Reuse Program
	Sustainability Inquiries	Contact: csr_inquiries@cisco.com
Material	Product packaging weight and materials	Contact: environment@cisco.com

Cisco and partner services

With Cisco Services, you can achieve infrastructure excellence faster with less risk. From an initial WLAN readiness assessment to implementation, full solution support, and in-depth training, our services for the Cisco Wireless 9178 Series provide expert guidance to help you successfully plan, deploy, manage, and support your new access points. With unmatched networking expertise, best practices, and innovative tools, Cisco Services can help you reduce overall upgrade, refresh, and migration costs as you introduce new hardware, software, and protocols into the network. With a comprehensive lifecycle of services, Cisco experts will help you minimize disruption and improve operational efficiency to extract maximum value from your Cisco infrastructure. For more information, please visit <http://www.cisco.com/go/services>.

Cisco Capital

Flexible payment solutions to help you achieve your objectives

Cisco Capital makes it easier to get the right technology to achieve your objectives, enable business transformation and help you stay competitive. We can help you reduce the total cost of ownership, conserve capital, and accelerate growth. In more than 100 countries, our flexible payment solutions can help you acquire hardware, software, services and complementary third-party equipment in easy, predictable payments. [Learn more](#).

Americas Headquarters
Cisco Systems, Inc.
San Jose, CA

Asia Pacific Headquarters
Cisco Systems (USA) Pte. Ltd.
Singapore

Europe Headquarters
Cisco Systems International BV Amsterdam,
The Netherlands

Cisco has more than 200 offices worldwide. Addresses, phone numbers, and fax numbers are listed on the Cisco Website at <https://www.cisco.com/go/offices>.

Cisco and the Cisco logo are trademarks or registered trademarks of Cisco and/or its affiliates in the U.S. and other countries. To view a list of Cisco trademarks, go to this URL: <https://www.cisco.com/go/trademarks>. Third-party trademarks mentioned are the property of their respective owners. The use of the word partner does not imply a partnership relationship between Cisco and any other company. (1110R)