LKA.structures

Consulting Structural Engineers

077 THAME CRICKET CLUB
SK09 REV A
PROPOSED ROOF / FIRST FLOOR
MAY 2017.

FOR TENDER

NOTE: ROOF + FIRST FLOOR TO BE DESIGNED BY OTHERS.

NEW WINDPOSTS
ANCON OR SIMILAR APPROVED
WP1 = WP2 130x70x6
WP2 = WP2 140x70x4
WP3 = 160x70x6 WP2

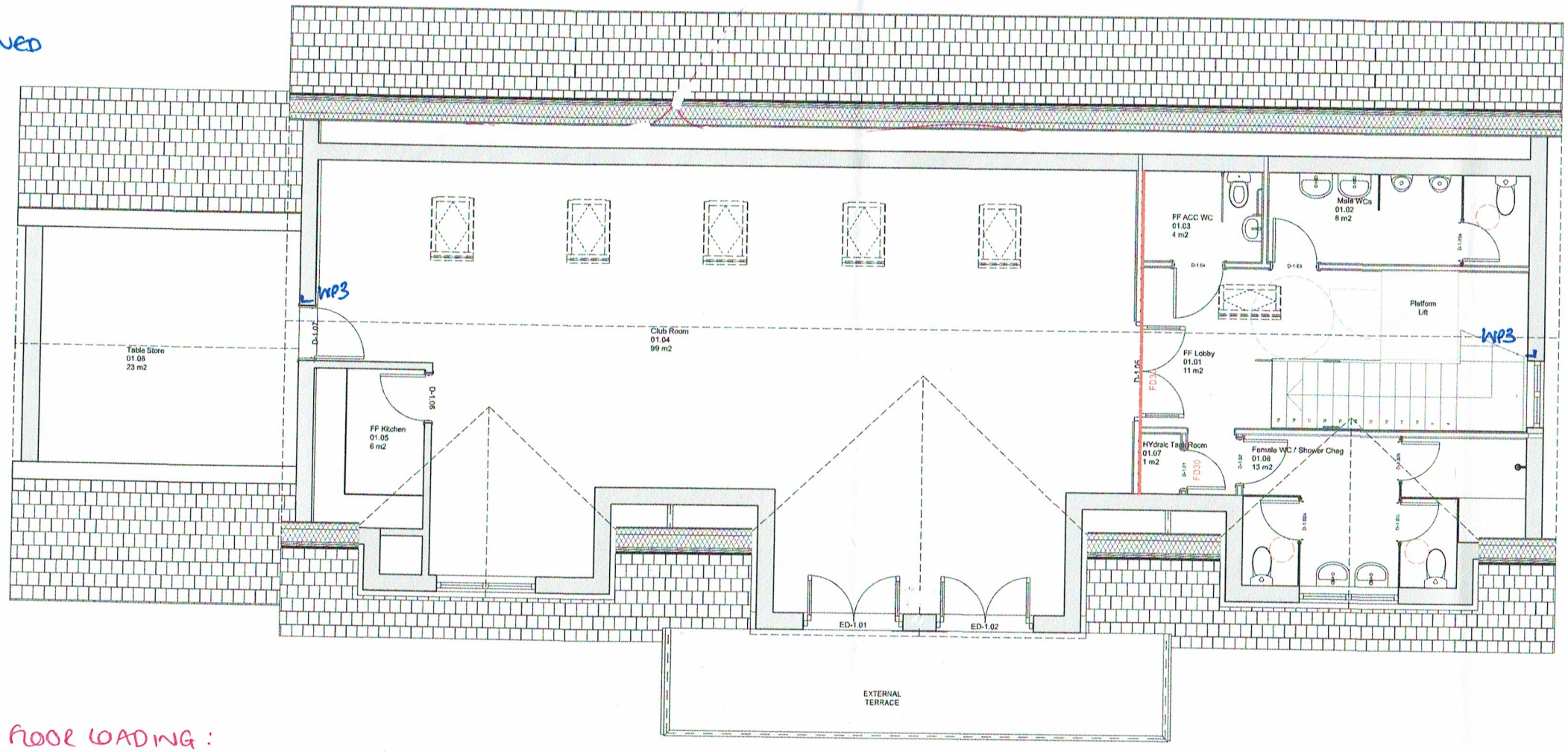

PROPOSED FIRST FLOOR LOADING:

- REFER TO ARCHITECTS DRAWINGS FOR FINISHES
- LIVE LOADING = 5.0 KN/m² (UNFACTORED)

PROPOSED ROOF LOADINGS:

- REFER TO ARCHITECTS DRAWINGS FOR ROOF BUILD UP + FINISHES.
- LIVE LOADING - REFER TO BS6399-3
- WIND LOADING - REFER TO BS 6399-2.

- NOTE: MAX RAFTER DEPTH = 225 mm
  MAX FLOOR JOIST DEPTH = 225 mm
- DEFLECTION OF FIRST FLOOR LIMITED TO SPAN/360.
- VIBRATION OF FIRST FLOOR TO BE WITHIN ACCEPTABLE LIMITS ALLOWING FOR DYNAMIC CROWD LOADING WITHIN FUNCTION ROOM. TIMBER FRAME DESIGNER TO CONFIRM NATURAL FREQUENCY OF FLOOR MEETS ECS REQUIREMENTS.

Proposed First Floor Plan
1:50

HOLLAND AND GREEN

NOTES
ALL DRAWINGS TO BE PRINTED AT 100% SCALE. DO NOT FIT TO PRINTER MARGINS WHEN PRINTING.

1. This drawing is copyright of Holland and Green Ltd. Reproduction is only to take place with written authority.
2. These plans are subject to Planning & Building Regulation Approval or any other statute in law before building work commences.
3. Any structural work where mentioned on this drawing is subject to a qualified structural and civil engineer calculations before building work commences.
4. All boundaries are assumed. To be confirmed on site before building work commences.
5. Only Local Authority Planning Department's may scale dimensions from.
6. Any discrepancies are to be brought to the attention of Holland and Green Ltd for rectification.
7. All drawings marked preliminary are not to be built or manufactured from.

KEY LEGEND

- Boundary line
- Items to be demolished
- Steel beams over
- FD30 — 30 minute rated fire door
- Heat Detector
- Smoke Detector
- RWP (Ex) — Existing Rain Water Pipe
- RWP — Proposed Rain Water Pipe
- SVP (Ex) — Existing Soil Vent Pipe
- SVP — Proposed Soil Vent Pipe
- BIO (ex) — Existing Back Inlet Gutter
- BIO — Proposed Back Inlet Gutter
- Proposed Grill Drain
- Mains Water Stopcock
- Outdoor Tap
- RE (ex) — Rodding End
- SOAKAWAY — Soakaway
- Extract Fan (Ceiling Mounted)
- Extract Fan (Wall Mounted)
- IC (ex) — Existing Inspection Chamber
- IC (new) — Proposed Inspection Chamber
- IC — Removed Inspection Chamber
- MH (ex) — Existing Manhole
- MH (new) — Proposed Manhole
- MH — Removed Manhole
- Existing Foul Drainage
- Proposed Foul Drainage
- Existing Surface Drainage
- Proposed Surface Drainage

Thame Town Council & Thame Cricket Club
Thame Town Hall, High Street
Thame, OX9 3DP

Stage: Tender

Drawing: PROPOSED PLANS First Floor

SCALE: 1:50 (TO SCALE AT A1)

Date: 18 May 2017

Issue ID	Issue Name	Date
	DRAFT	

Project	ThameCricketClub-PL
Drawn By	KL
Project Leader	Ben Holland
Drawing Number	#PIn-412-105-

Holland and Green Architectural Design
The Victorian Boathouse
Corporation Boatyard
5-9 Thames Street
Hampton
TW12 2EW
020 8979 6117
Holland and Green Hub
Bradfield Farm
Nether Winchendon
Buckinghamshire
HP18 0DS
01865 593 330
info@hollandgreen.co.uk
www.hollandgreen.co.uk

LKA.structures

Consulting Structural Engineers

077 THAME CRICKET CLUB
SK 10 REV B
PROPOSED 1ST FLOOR STRUCTURE
MAY 2017.

FOR TENDER

NOTE: 1ST FL STRUCTURE SHOWN OVER GROUND FLOOR PLAN.

NOTE: CONTRACTOR TO VERIFY STEELWORK SIZES BASED ON TIMBER FRAME LOADS.

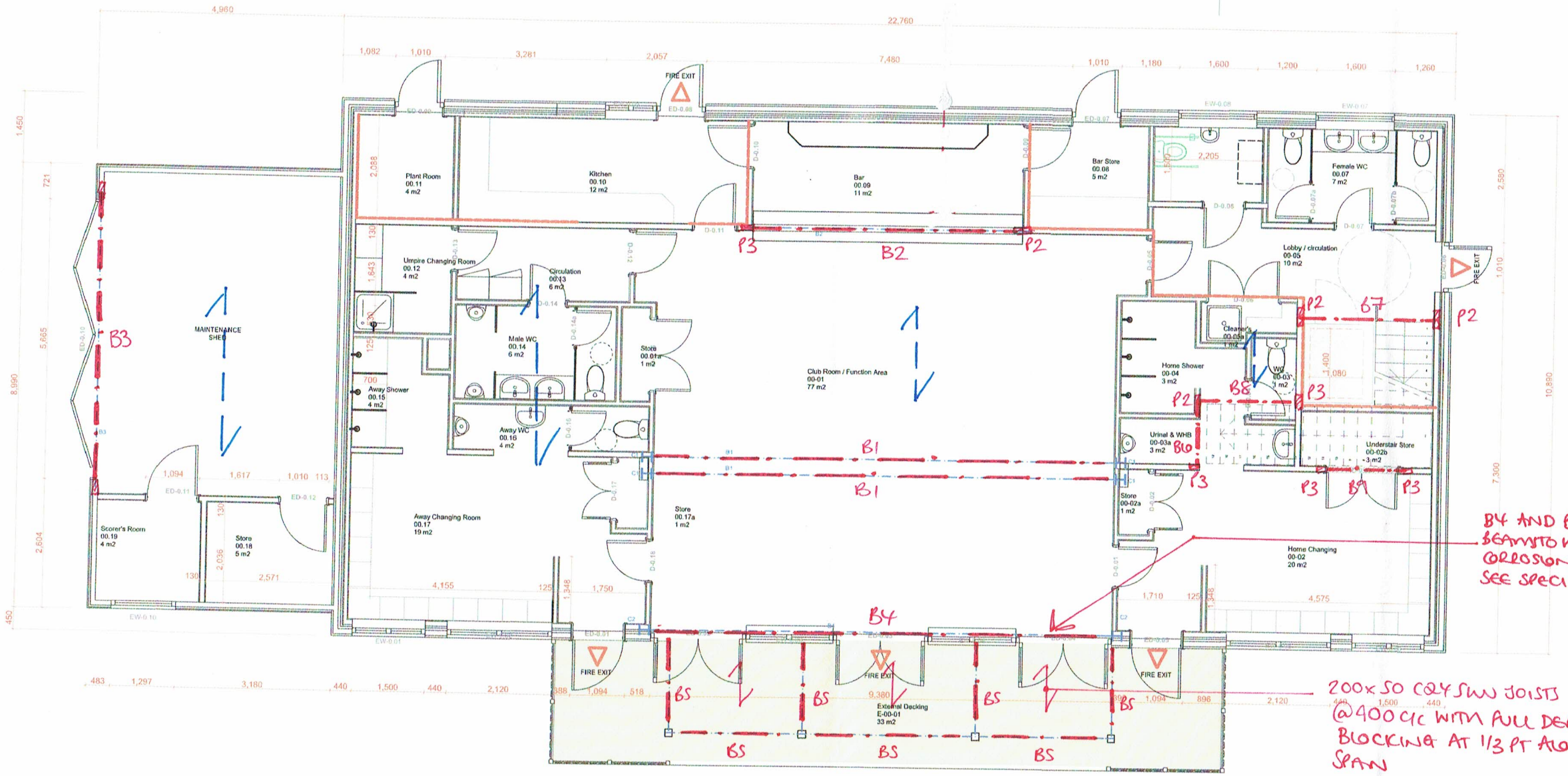

B4 AND BALCONY BEAMS TO HAVE EXTERNAL CORROSION PROTECTION SEE SPECIFICATION G10

200x50 C24 SWN JOISTS @400 C/C WITH FULL DEPTH BLOCKING AT 1/3 PT ALONG SPAN

FIRST FLOOR BY OTHERS

NOTE: HANDRAIL TO BALCONY BY OTHERS
LOADINGS TO BS 6399: PART 1: 1996

NEW BEAMS:

B1 = 254 UC 167
B2 = 203 UC 46
B3 = 250 x 100 x 12.5 RHS WITH 12mm THK MS PLATE WELDED TO UNDERSIDE
B4 = 305 UC 137
B5 = 150 x 100 x 8.0 RHS WITH 100x100x8.0 EQ ANGLE WELDED TO SIDE TO SUPPORT TIMBER JOISTS.

B7 = 203x133x30 UB
B8 – B10 = 203x102x23 UB

NEW PADSTONES:

MASS CONCRETE, MIN 100mm BEARING UNO
P1 = 100W x 330L x 215dp
P2 = 100W x 440L x 215dp
P3 = 100W x 215L x 215dp

Proposed Ground Floor Plan
1:50

NOTES
ALL DRAWINGS TO BE PRINTED AT 100% SCALE. DO NOT FIT TO PRINTER MARGINS WHEN PRINTING.

1. This drawing is copyright of Holland and Green Ltd. Reproduction is only to take place with written authority.

2. These plans are subject to Planning & Building Regulation Approval or any other statute in law before building work commences.
3. Any structural work where mentioned on this drawing is subject to a qualified structural and civil engineer calculations before building work commences.
4. All boundaries are assumed. To be confirmed on site before building work commences.
5. Only Local Authority Planning Departments may scale dimensions from.
6. Any discrepancies are to be brought to the attention of Holland and Green Ltd for rectification.
7. All drawings marked preliminary are not to be built or manufactured from.

KEY LEGEND

- Boundary line
- Items to be demolished
- Steel beams over
- FD30 30 minute rated fire door
- Heat Detector
- Smoke Detector
- RWP (Ex) Existing Rain Water Pipe
- RWP Proposed Rain Water Pipe
- SVP (Ex) Existing Soil Vent Pipe
- SVP Proposed Soil Vent Pipe
- BIG (ex) Existing Back Inlet Gutter
- BIG Proposed back Inlet Gutter
- Proposed Slot Drain
- Mains Water Stopcock
- Outdoor Tap
- RE (ex) Rodding End
- SOAKAWAY Soakaway
- Extract Fan (Ceiling Mounted)
- Extract Fan (Wall Mounted)
- IC (ex) Existing Inspection Chamber
- IC (new) Proposed Inspection Chamber
- IC Removed Inspection Chamber
- MH (ex) Existing Manhole
- MH (new) Proposed Manhole
- MH Removed Manhole
- Existing Foul Drainage
- Proposed Foul Drainage
- Existing Surface Drainage
- Proposed Surface Drainage

Thame Town Council & Thame Cricket Club
Thame Town Hall, High Street
Thame, OX9 3DP

Stage: Tender

Drawing: PROPOSED PLANS Ground Floor

SCALE: 1:50 (TO SCALE AT A1)

Date: 18 May 2017

Issue ID	Issue Name	Date
	DRAFT	

Project	ThameCricketClub-PL
Drawn By	KL
Project Leader	Ben Holland
Drawing Number	#Pln-412-104-

Holland and Green Architectural Design
The Victorian Boathouse, Constables Backyard, 3-5 Thames Street, Hampton, TW12 2EW, 020 8979 6172
Holland and Green Hub, Brickwell Farm, Haddenham, Aylesbury, Buckinghamshire, HP17 8DS, 01844 393 333
info@hollandgreen.co.uk
www.hollandgreen.co.uk

LKA.structures
Consulting Structural Engineers

077 THAME CRICKET CLUB
SK11 REV B
PROPOSED GROUND FLOOR PLAN
MAY 2017.

FOR TENDER

NOTE: CONTRACTOR TO VERIFY STEELWORK SIZES BASED ON TIMBER FRAME LOADS, (INCLUDING ALL LINTELS)

EXTERNAL WALLS TO MAINTENANCE SHED, SCORERS ROOM + STORE TO BE 215 mm THK.

LINTEL TO BE POSITIONED OVER NEW HOLES THROUGH BLOCKWORK WALL. LINTEL MIN 800mm LENGTH.

PRECAST NOTE: STAIR DESIGN BY OTHERS

WALL TO HAVE TOP RESTRAINT TO TIMBER ROOF OVER.

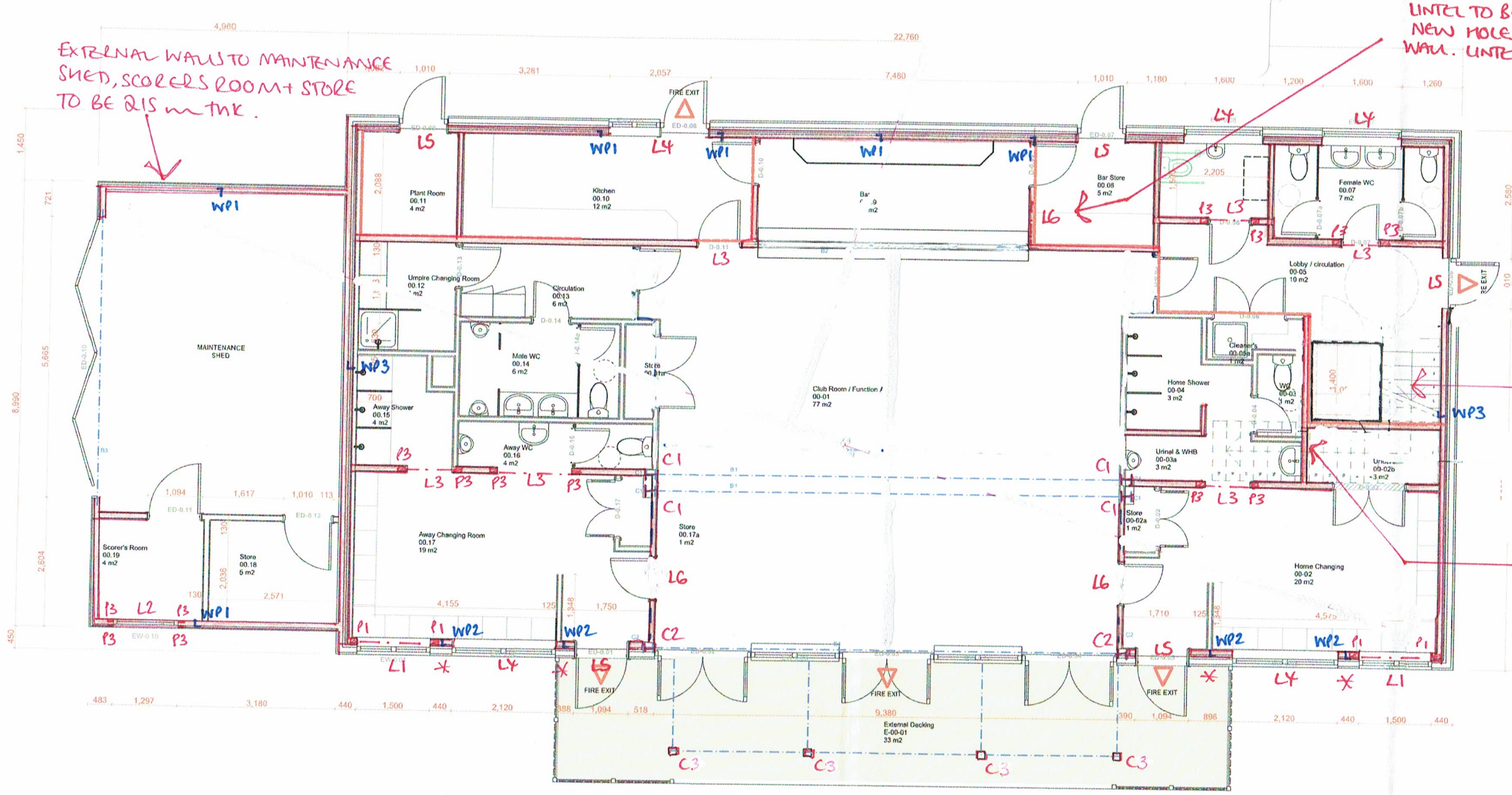

7N/mm² LOAD BEARING BLOCKWORK 100mm UNO

* 10N/mm² BLOCKWORK.

NEW COLUMNS:

C1 = 203 UC 71
C2 = 203 UC 60
C3 = 150 SQ D40 GRADE OAK POST

NEW LINTELS:

L1 = 150x100x8.0 RHS WITH 10mm THK MS PLATE WELDED TO UNDERSIDE
L2 = 2 NO. 152x89x16 UB'S
L3 = 152x89x16 UB
L4 = 1G LS/100 XHD WOL
L5 = 1G LS/100 WOL
L6 = SUPREME PRESTRESSED CONCRETE LINTEL S10

NEW PADSTONES:

MASS CONCRETE, MIN 100mm BEARING UNO
P1 = 100W x 330L x 215dp
P2 = 100W x 440L x 215dp
P3 = 100W x 215L x 215dp

NOTE: EXTERNAL FACADE BLOCKWORK TO BE REINFORCED WITH BRC GBF 40W60 @ 450 c/c VERTICALLY OR SIMILAR APPROVED

WIND POSTS - ANCON OR SIMILAR APPROVED

WP1 = WP2 130x70x6
WP2 = 140x70x4 WP2
WP3 = 160x70x6 WP2

WIND POSTS TO MANUFACTURERS DETAILS.

Proposed Ground Floor Plan
1:50

KEY LEGEND

- Boundary line
- Items to be demolished
- Steel beams over
- FD30 30 minute rated fire door
- Heat Detector
- Smoke Detector
- RWP (Ex) Existing Rain Water Pipe
- RWP Proposed Rain Water Pipe
- SVP (Ex) Existing Soil Vent Pipe
- SVP Proposed Soil Vent Pipe
- BIG (ex) Existing Back Inlet Gutter
- BIG Proposed back inlet Gutter
- Proposed Slot Drain
- Mains Water Stopcock
- Outdoor Tap
- RE (ex) Radding End
- SOAKAWAY Soakaway
- Extract Fan (Ceiling Mounted)
- Extract Fan (Wall Mounted)
- IC (Ex) Existing Inspection Chamber
- IC (new) Proposed Inspection Chamber
- IC Removed Inspection Chamber
- MH (ex) Existing Manhole
- MH (new) Proposed Manhole
- MH Removed Manhole
- Existing Foul Drainage
- Proposed Foul Drainage
- Existing Surface Drainage
- Proposed Surface Drainage

Thame Town Council & Thame Cricket Club
Thame Town Hall, High Street
Thame, OX9 3DP

Stage: Tender

Drawing: PROPOSED PLANS Ground Floor

SCALE: 1:50 (TO SCALE AT A1)

Date: 18 May 2017

Issue ID	Issue Name	Date
	DRAFT	

Project	ThameCricketClub-PL
Drawn By	KJ
Project Leader	Ben Holland
Drawing Number	#Pln-412-104-

Holland and Green Architectural Design

LKA.structures

Consulting Structural Engineers

077 THAME CRICKET CLUB
SK12 REV A
PROPOSED FOUNDATION PLAN
JUNE 2017.

FOR TENDER

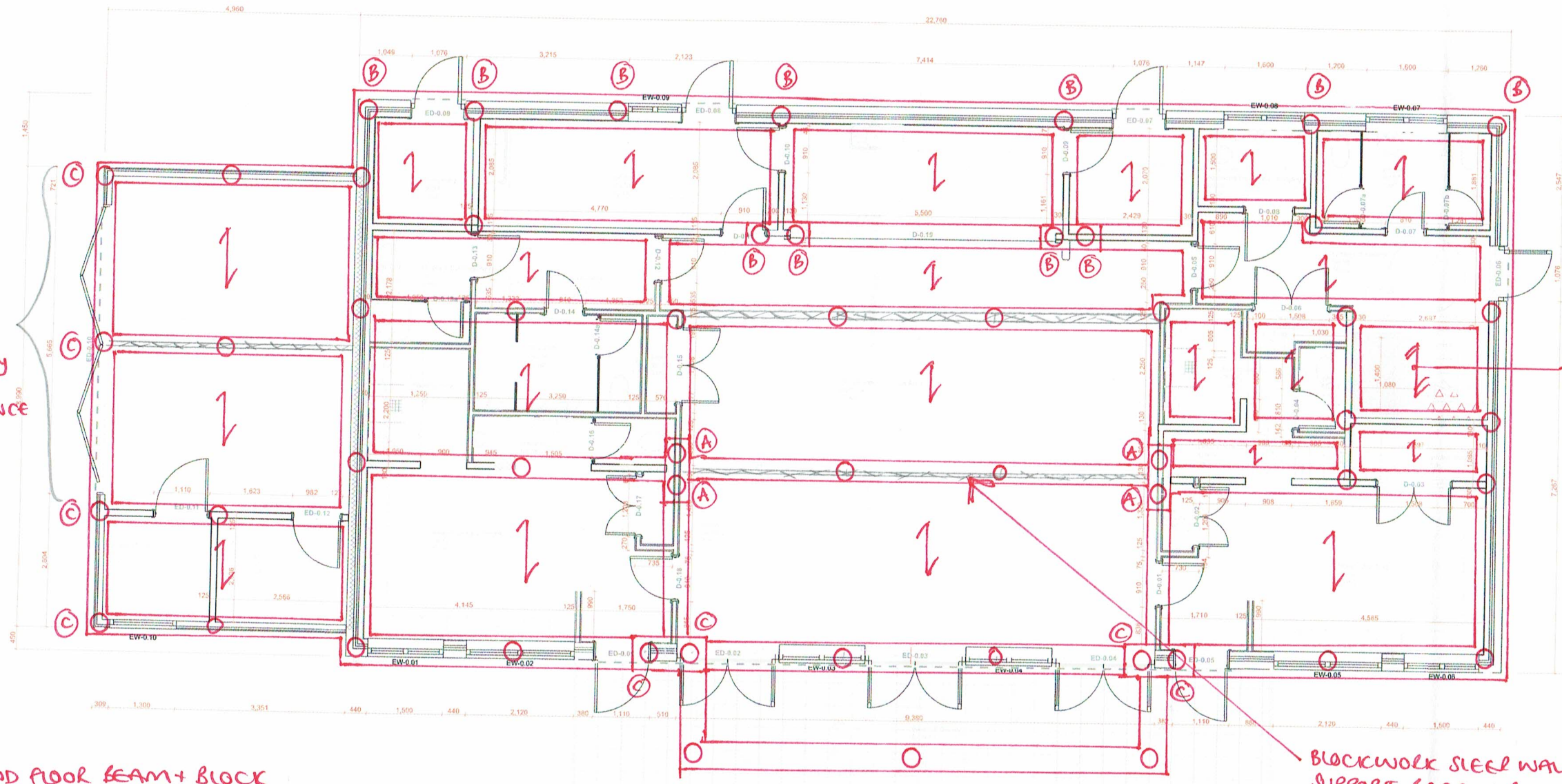

GROUND FLOOR BEAM + BLOCK
SUPREME STANDARD TEE BEAM + 1500kg/m³ BLOCK OR SIMILAR APPROVED.
TO MANUFACTURERS DESIGN + DETAILS
FINISHES - ALLOW FOR 75mm SCREED
LIVE LOAD - FUNCTION ROOM 5.0KN/m²
ELSEWHERE 3.0KN/m²
MAINTENANCE SHED TBC BY TCC

NOTE: MAINTENANCE SHED TO HAVE 75mm THK REINFORCED SCREED WITH A193 MESH, RC25 AS PER MANUFACTURERS DETAILS.

NOTE: GROUND BEAM 500x500mm DP U.N.O.
REINFORCEMENT ESTIMATE 85 kg/m³
PILE CAPS = 150 kg/m³.
RC TO BE RC35 U.N.O.

PILES:

PILES TO BE DESIGNED BY PILING CONTRACTOR. LOADINGS SHOWN BELOW:

(A) = 190 KN (UNFACTORED)
(B) = 145 KN
(C) = 100 KN
(D) = 85 KN ← NOTE ALL PILES TO BE (D) UNLESS NOTED OTHERWISE.

Proposed Ground Floor Plan -Setting Out
1:50

HOLLAND AND GREEN

NOTES
ALL DRAWINGS TO BE PRINTED AT 100% SCALE. DO NOT FIT TO PRINTER MARGINS WHEN PRINTING.

1. This drawing is copyright of Holland and Green Ltd. Reproduction is only to take place with written authority.
2. These plans are subject to Planning & Building Regulation Approval or any other statute in law before building work commences.
3. Any structural work where mentioned on this drawing is subject to a qualified structural and civil engineer calculations before building work commences.
4. All boundaries are assumed. To be confirmed on site before building work commences.
5. Only Local Authority Planning Department's may scale dimensions from
6. Any discrepancies are to be brought to the attention of Holland and Green Ltd for rectification.
7. All drawings marked preliminary are not to be built or manufactured from.

KEY LEGEND

- Boundary line
- Items to be demolished
- Steel beams over
- FD30 — 30 minute rated fire door
- Heat Detector
- Smoke Detector
- RWP (Ex) — Existing Rain Water Pipe
- RWP — Proposed Rain Water Pipe
- SVP (Ex) — Existing Soil Vent Pipe
- SVP — Proposed Soil Vent Pipe
- BIG (ex) — Existing Back Inlet Gutter
- BIG — Proposed back Inlet Gutter
- Proposed Slot Drain
- Mains Water Stopcock
- Outdoor Tap
- RE (ex) — Rodding End
- SOAKAWAY — Soakaway
- Extract Fan (Ceiling Mounted)
- Extract Fan (Wall Mounted)
- IC (ex) — Existing Inspection Chamber
- IC (new) — Proposed Inspection Chamber
- IC — Removed Inspection Chamber
- MH (ex) — Existing Manhole
- MH (new) — Proposed Manhole
- MH — Removed Manhole
- Existing Foul Drainage
- Proposed Foul Drainage
- Existing Surface Drainage
- Proposed Surface Drainage

Thame Town Council & Thame Cricket Club

Thame Town Hall, High Street
Thame, OX9 3DP

Stage: Tender

Drawing: PROPOSED PLANS
Setting Out - Ground Floor

SCALE: 1:50
(TO SCALE AT A1)

Date: 02 June 2017

Issue ID	Issue Name	Date
T1	Tender	02/06/2017

Project	ThameCricketClub-PL
Drawn By	KL
Project Leader	Ben Holland
Drawing Number	0611-412-111-T1

Holland and Green Architectural Design
The Victorian Boathouse, Ceticoldon Boatyard, 5-9 Thames Street, Hampton, TW12 2EH, 020 8979 6117
Holland and Green Hub, Eastwood Farm, Nether Winchendon, Buckinghamshire, HP18 0DS, 01844 343 330
info@hollandgreen.co.uk
www.hollandgreen.co.uk

LKA.structures
Consulting Structural Engineers

Job No. 077 Page SC13 Ver A
Date MAY 17 Eng LA Chd
Job THAME CRICKET CLUB
FOR TENDER

TYPICAL GROUND BEAM DETAIL: (APPROX SCALE 1:10)

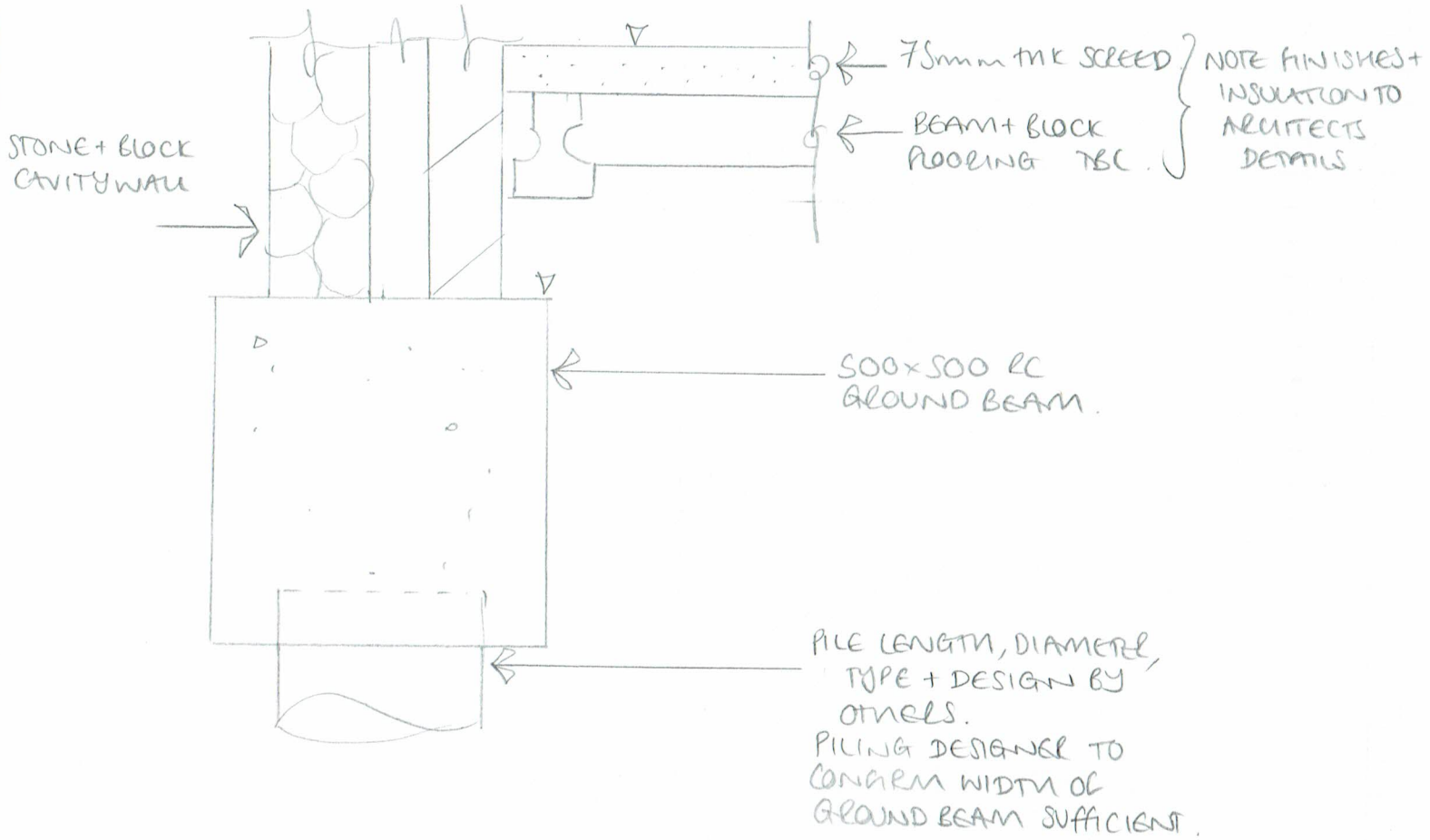

NOTE: LEVELS TBC BY ARCHITECT.

TYPICAL SECTION THROUGH GROUND BEAM + LIFT PIT SLAB:
(APPROX SCALE 1:10)

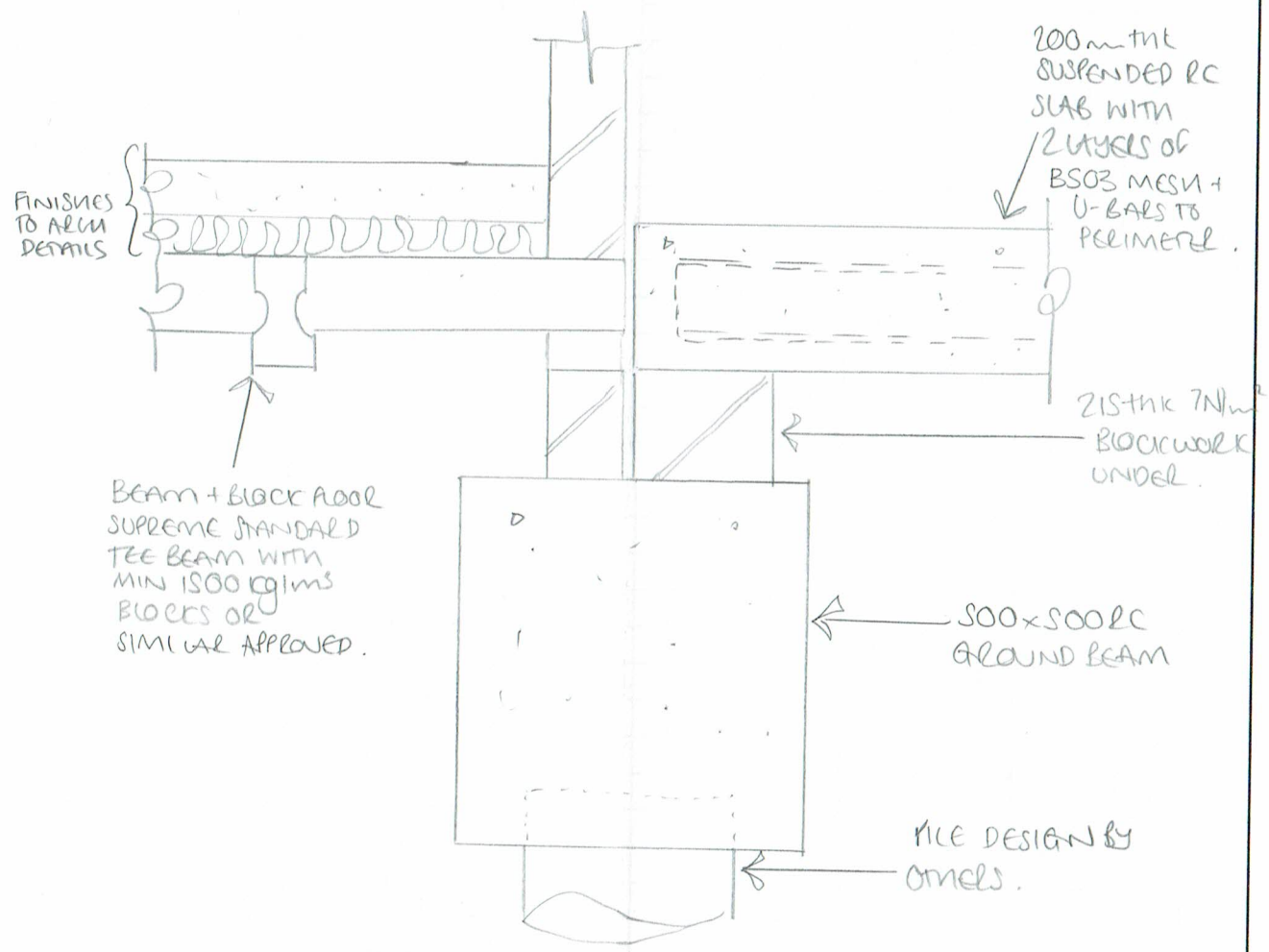

LKA.structures
Consulting Structural Engineers

Job No. 077 Page SK14 Ver A
Date JUNE17 Eng LA Chd
Job THAME CRICKET CLUB

FOR TENDER

TYPICAL BASEPLATE DETAIL (APPROX SCALE 1:10)

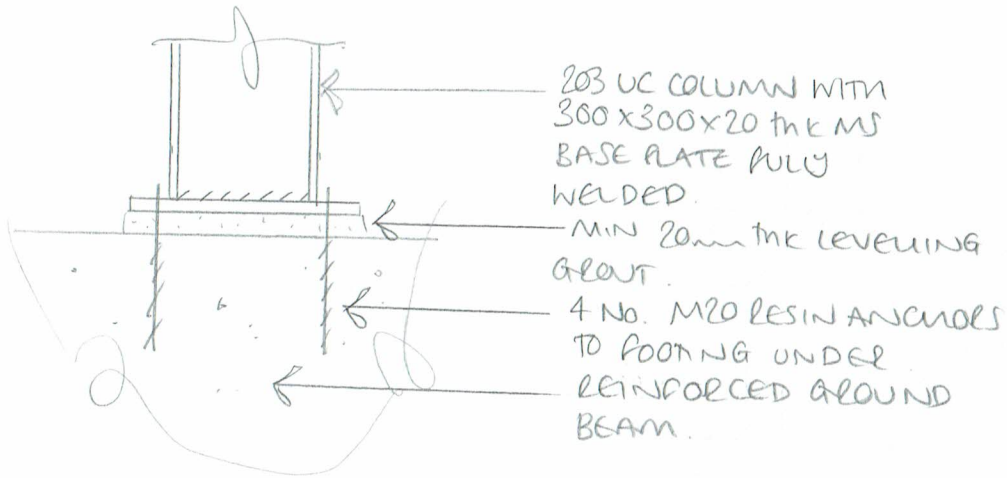

PLAN VIEW OF BASEPLATE:

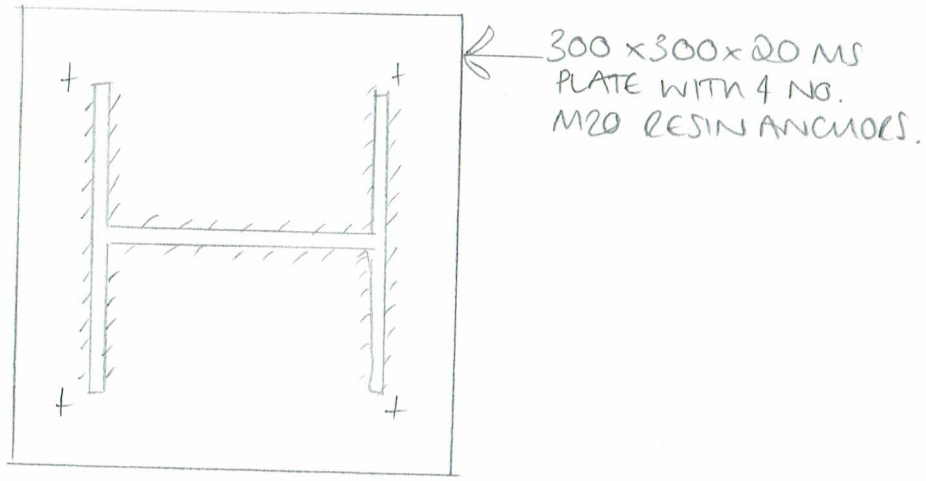
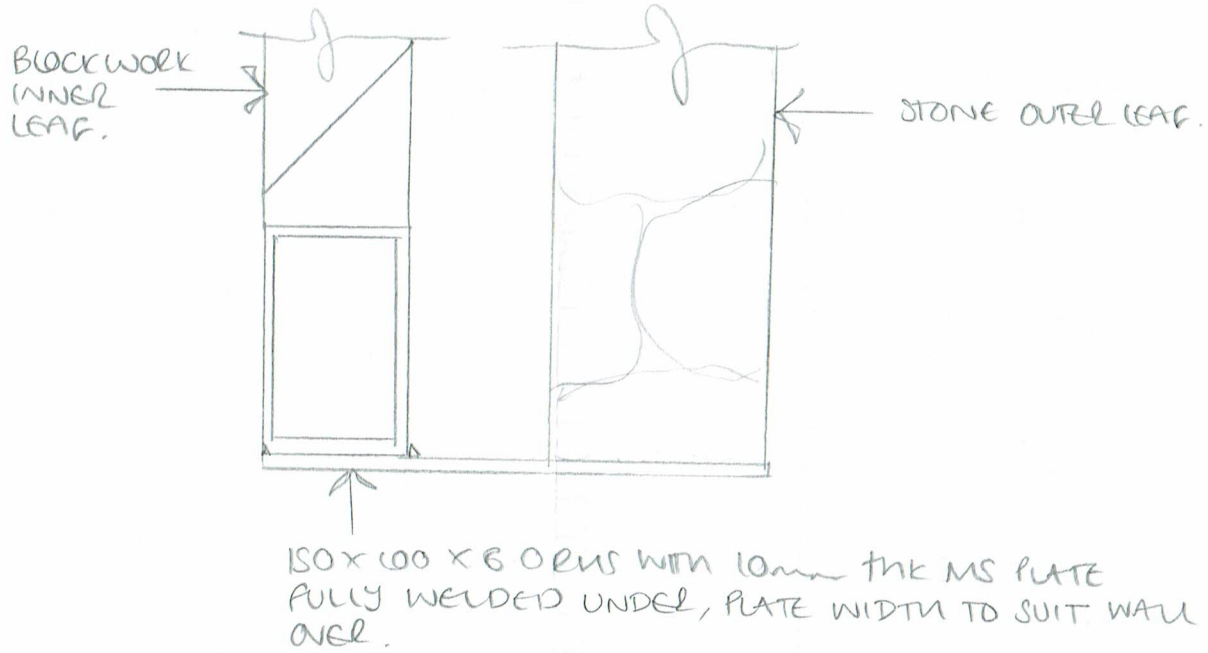
TYPICAL SECTION THROUGH 150 x 100 RHS LINTEL
(APPROX SCALE 1:5)