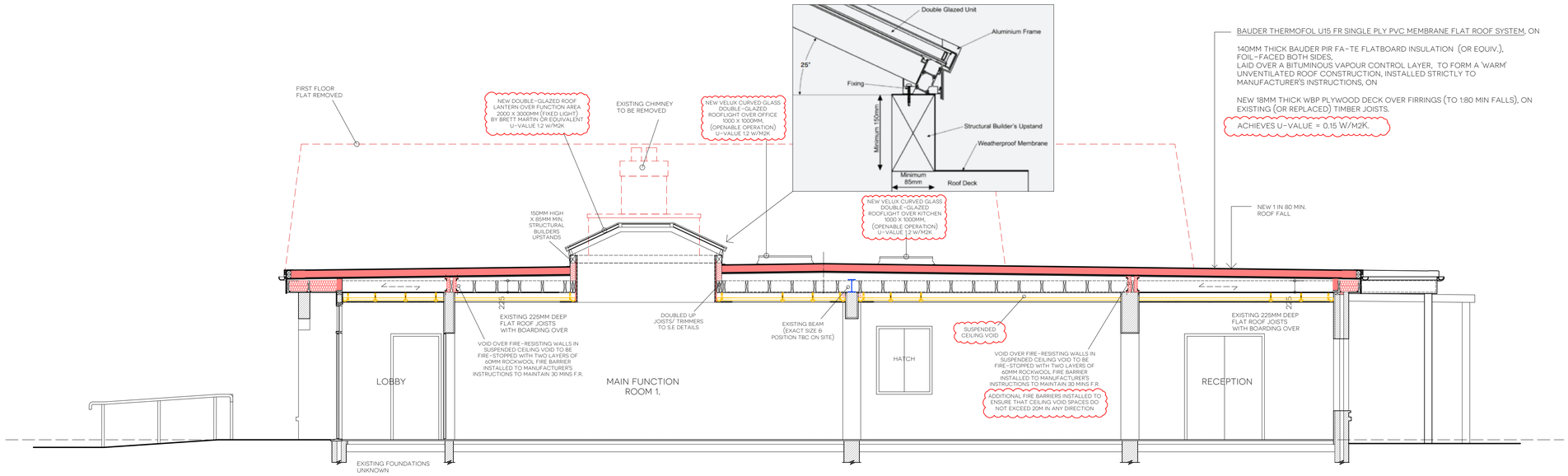

PROPOSED SECTION B-B

SCALE: 1:50 @ A1

FLAT ROOF - PROPOSED WORKS

REMOVE EXISTING ASPHALT / FELT ROOF COVERING AND ALL MECHANICAL PLANT.

THE CONDITION OF ALL THE EXISTING FLAT ROOF AREAS ARE TO BE INSPECTED FOR SUITABILITY AND CONDITION. TO BE REPAIRED / REPLACED WHERE NECESSARY.

ANY NEW FLAT ROOF SURFACE TO BE LAID TO A MIN. 1:80 FALL TOWARDS RAINWATER OUTLETS VIA THE SHORTEST ROUTE.

TO COMPLY WITH PART L OF THE BUILDING REGULATIONS THE ALTERATIONS TO THE RETAINED ROOF REQUIRES A THERMAL UPGRADE TO MEET A MINIMUM U-VALUE OF 0.16 W/M2K.

PROPOSED FLAT ROOF UPGRADE -

ABOVE JOISTS :
PROVIDE & INSTALL NEW TREATED SW TIMBER FIRRINGS, MIN 50MM THICK AND TAPERED TO CREATE 1 IN 80 MIN. ROOF FALLS IN THE DIRECTIONS INDICATED, TOWARDS THE EXISTING GUTTERS.

PROVIDE & INSTALL NEW 18MM THICK WBP PLYWOOD DECK OVER THE FIRRINGS.

140MM THICK BAUDER PIR FA-TE FLATBOARD INSULATION (OR EQUIV.), FOIL-FACED BOTH SIDES, LAID OVER A BITUMINOUS VAPOUR CONTROL LAYER, INSTALLED STRICTLY TO MANUFACTURER'S RECOMMENDATIONS, TO FORM A 'WARM' UNVENTILATED ROOF CONSTRUCTION.

U-VALUE = 0.15 W/M2K (FROM MANUFACTURER'S DOCUMENTATION).

BAUDER THERMOFOL U15 FR SINGLE PLY PVC MEMBRANE SYSTEM (OR EQUAL AND APPROVED), INSTALLED STRICTLY TO MANUFACTURER'S INSTRUCTIONS.

FOR SURFACE SPREAD OF FLAME, THE BAUDER MEMBRANE ACHIEVES EUROPEAN CLASS 'B ROOF (T4)' IE. 'UNRESTRICTED' AND CAN BE USED ANYWHERE IN RELATION TO BOUNDARY.

BELOW JOISTS :
PROVIDE & INSTALL A NEW 12.5MM VAPOUR CHECK PLASTERBOARD LINING TO THE COMPLETE UNDERSIDE OF THE EXISTING (OR REPLACED) FLAT ROOF JOISTS. TIMBER ROOF JOIST SIZES/ SPACINGS TO BE VERIFIED BY THE STRUCTURAL ENGINEER.

SUSPENDED CEILINGS TO BE FORMED WITH BRITISH GYPSUM RESILIENT HANGERS TO MANUFACTURER'S RECOMMENDATIONS.

600X600MM CEILING TILE FINISH (GRID SYSTEM).

1:50
METRES 0 5

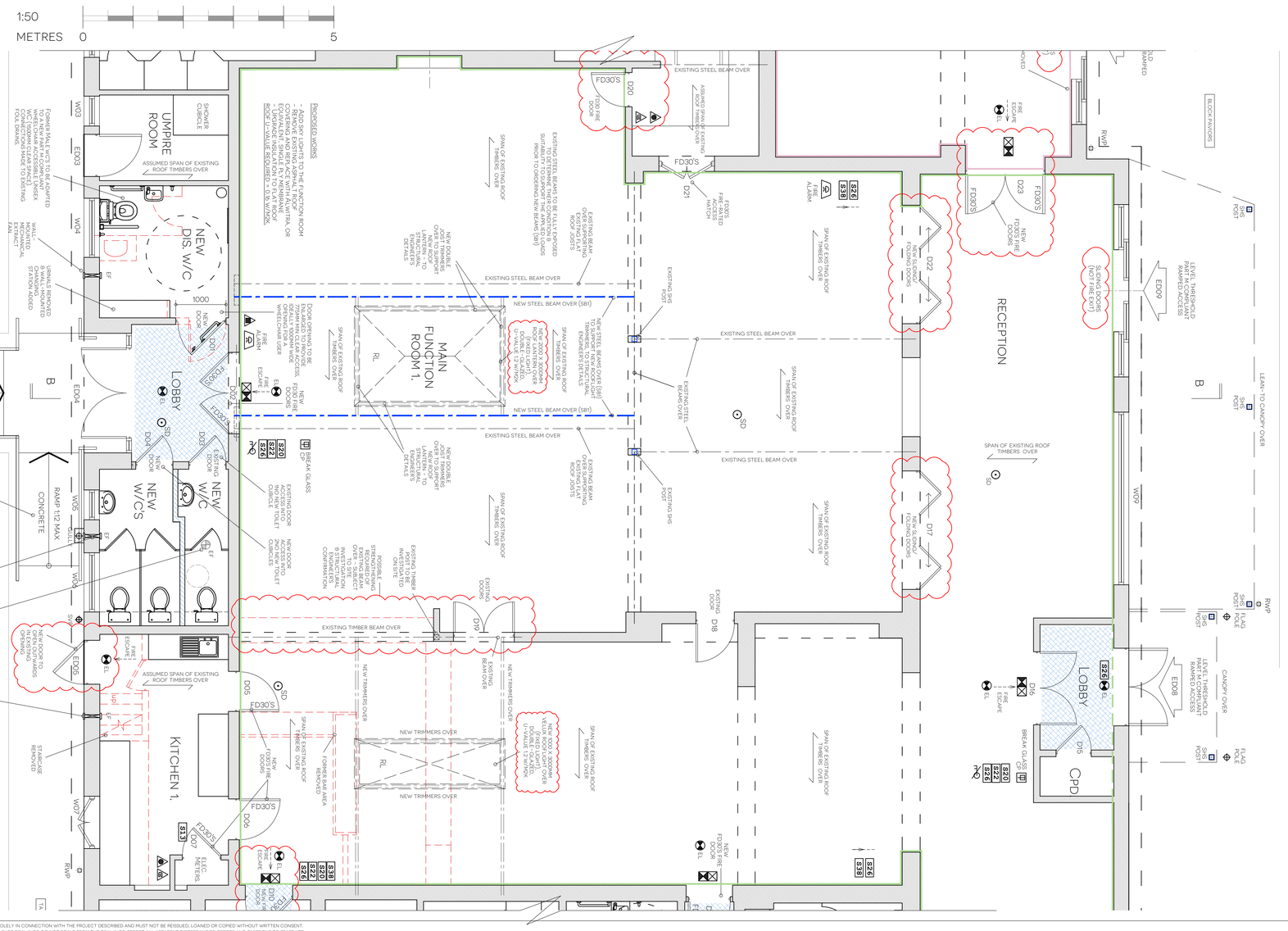

REFURBISHMENT U-VALUES - PART L, JUNE 2022		
RETAINED	FLOORS	0.25 W/M2K
RETAINED	CAVITY WALLS	0.55 W/M2K
	SOLID WALLS	0.30 W/M2K
RETAINED	FLAT ROOF	0.16 W/M2K
NEW	WINDOWS / DOORS	1.40 W/M2K
NEW	ROOFLIGHTS	2.20 W/M2K (WAS 1.60 W/M2K)

KEY PLAN

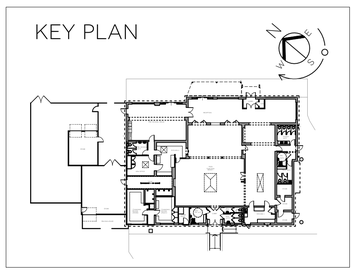

REV	AMENDMENT	BY	CHECK	DATE
B	ROOFLIGHTS UPDATED; FLAT ROOF U-VALUE & SURFACE SPREAD OF FLAME NOTE. ACOUSTIC INSULATION IN SUSPENDED CEILING VOID OMITTED.	PJR		20 AUG 24
A	SINGLE LANTERN ROOFLIGHT OVER MAIN FUNCTION ROOM. CO-ORDINATED WITH STRUCTURAL ENGINEER'S DETAILS	PJR		17 JULY 24

WD - 1703 - 208 B

WORKING DRAWING

TITLE: PROPOSED SECTION B-B. COMMUNITY HUB,

PROJECT: 275 CHRISTCHURCH ROAD, WEST PARLEY, BH22 8SQ

CLIENT: WEST PARLEY PARISH COUNCIL

SCALE: 1:50 @ A1 DATE: MAR 2024 DRAWN BY: PJR

SPASE architects . surveyors

01305 301302 | OFFICE@SPASE.CO.UK | WWW.SPASE.CO.UK

THIS DRAWING IS COPYRIGHT AND PROPERTY OF SPASE LTD. THIS DRAWING AND DESIGN IS FOR USE SOLELY IN CONNECTION WITH THE PROJECT DESCRIBED AND MUST NOT BE REISSUED, LOANED OR COPIED WITHOUT WRITTEN CONSENT.
VERIFY ALL DIMENSIONS AND SETTING OUT ON SITE BEFORE COMMENCING ANY WORK OR PREPARING SHOP DRAWINGS. DO NOT SCALE FROM THE DRAWINGS. REPORT ALL APPARENT DISCREPANCIES, ERRORS AND OMISSIONS TO SPASE LTD.
ALL MATERIALS, COMPONENTS AND WORKMANSHIP ARE TO COMPLY WITH THE RELEVANT BRITISH STANDARDS, CODES OF PRACTICE AND APPROPRIATE MANUFACTURERS RECOMMENDATIONS.