



Notes:
This drawing is to be read in conjunction with all other consultants and specialist sub-contractors' drawings, throughout design, tender & construction. All structural and MEP information shown on these drawings is based on structural & MEP photography & is to be fully designed, detailed & dimensioned by others.
All specified manufacturers are 'or equal & approved' whether stated or not. Any equivalent product or manufacturer must be approved in writing by the Contract Administrator and Principal Designer before use. All drawings are to be read in conjunction with project specific National Building Specification.
The main contractor is responsible for checking all dimensions prior to commencement of work. Any discrepancies discovered must be reported to the Contract Administrator as soon as they become apparent.

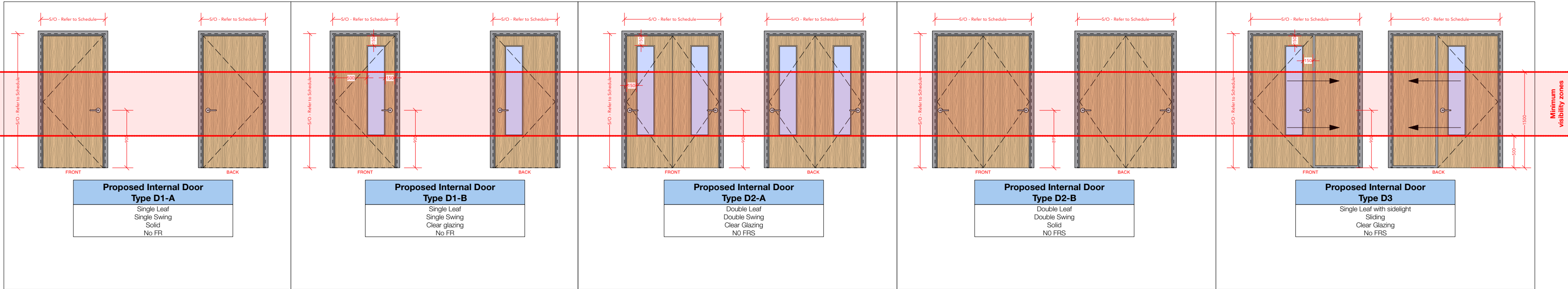
Suitable for Tender - S1

Notes:

All doorsets to be installed by by certified installer.

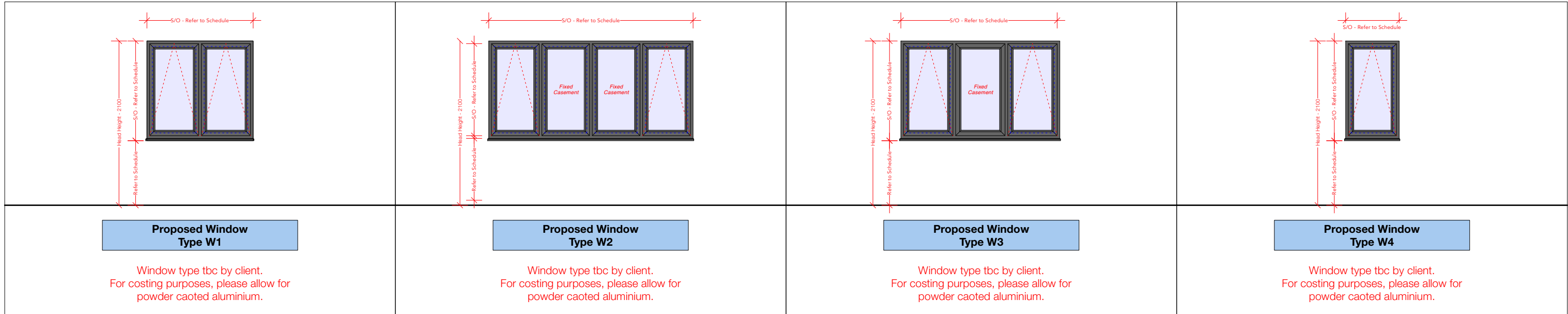
Guarding hoops with cane detection to be provided behind outward opening external doors.

PROPOSED DOOR SCHEDULE																	
ID Prefix	ID Label	ID Suffix	Room Name	Manufacturer	Model	Internal/ External	S/O Width	S/O Height	Leaf Width	Leaf Height	Thickness	Unit Configuration	Operation	Glass Type	Fire Rating	NBS Ref	Notes
D2:	00:	01	Lobby	TBC	TBC	External	1410	2093	1340	2058	44.45	Double Leaf	Single Swing	Clear Glazing	No FRS	NBS L20	
D1:	00:	03	Maintenance Office	TBC	TBC	External	910	2093	840	2058	44.45	Single Leaf	Single Swing	Clear Glazing	No FRS	NBS L20	
D2:	00:	02	Council Chamber	TBC	TBC	External	1510	2093	1440	2058	44.45	Double Leaf	Single Swing	Clear Glazing	No FRS	NBS L20	
D1:	00:	06	Clerk's Office	TBC	TBC	Internal	910	2093	840	2058	44.45	Single Leaf	Single Swing	Solid	No FRS	NBS L20	
D3:	00:	04	Reception	TBC	TBC	Internal	2250	2058	2250	2058	44.45	Single Leaf	Sliding	Clear Glazing	No FRS	NBS L20	
D2:	00:	05	Council Chamber	TBC	TBC	Internal	1510	2093	1440	2058	44.45	Double Leaf	Single Swing	Clear Glazing	No FRS	NBS L20	
D1:	00:	09	Maintenance Office	TBC	TBC	Internal	810	2093	740	2058	44.45	Single Leaf	Single Swing	Clear Glazing	No FRS	NBS L20	
D1:	00:	08	Cloaks	TBC	TBC	Internal	810	2093	740	2058	44.45	Single Leaf	Single Swing	Clear Glazing	No FRS	NBS L20	
D1:	00:	07	Office	TBC	TBC	Internal	910	2093	840	2058	44.45	Single Leaf	Single Swing	Clear Glazing	No FRS	NBS L20	
D2:	00:	10	Store	TBC	TBC	Internal	1410	2058	1410	2058	44.45	Double Leaf	Single Swing	Solid	30 MIN FRS	NBS L20	




Electronically powered locks should return to an unlocked position in the event of a power failure, activation of the fire alarm and activation of a manual door release unit positioned at the side of the door.

PROPOSED WINDOW & SCREEN SCHEDULE														
ID Prefix	ID Label	ID Suffix	Room Name	Model	Manufacturer	Window/Screen	S/O Width	S/O Height	Head Height	Unit Configuration	Operation	Glass Type	NBS Ref	Notes
W5:	00:	11	Lobby	TBC	TBC	Internal Screen	1200	2100	2100	Fixed Light	Single Light	Obscure Glazing	NBS L10	
W1:	00:	05	Reception	TBC	TBC	Window	1250	2100	2100	Fixed Light	Double Light	Clear Glazing	NBS L10	
W1:	00:	10	Maintenance Office	TBC	TBC	Window	1575	1200	2100	x1 Fixed Light, x1 Side Hung Casement	Double Light	Clear Glazing	NBS L10	
W2:	00:	09		Office	TBC	TBC	Window	2925	1500	2100	x2 Fixed Light, x2 Side Hung Casement	4 Lights	Clear Glazing	NBS L10
W2:	00:	06	Council Chamber	TBC	TBC	Window	3200	1900	2100	Fixed Light	4 Lights	Clear Glazing	NBS L10	inc. window surround
W3:	00:	02	Clerk's Office	TBC	TBC	Window	2000	1200	2100	x1 Fixed Light, x2 Side Hung Casement	Triple Light	Clear Glazing	NBS L10	inc. window surround
W4:	00:	07	Council Chamber	TBC	TBC	Window	600	2100	2100	Fixed Light	Single Light	Clear Glazing	NBS L10	
W4:	00:	08	Council Chamber	TBC	TBC	Window	600	2100	2100	Fixed Light	Single Light	Clear Glazing	NBS L10	
W4:	00:	04	Reception	TBC	TBC	Window	600	2100	2100	Fixed Light	Single Light	Clear Glazing	NBS L10	
W4:	00:	03	Lobby	TBC	TBC	Window	600	2100	2100	Fixed Light	Single Light	Clear Glazing	NBS L10	
W4:	00:	01	Clerk's Office	TBC	TBC	Window	900	1200	2100	Fixed Light	Single Light	Clear Glazing	NBS L10	inc. window surround



T03	15/02/2024	Revised to building control comments.	SD
T02	17/11/2023	Vison panels revised	SD
T01	09/11/23	Initial issue	SD

Rev	Date	Revision Details	Author
-----	------	------------------	--------



Client	Lutterworth Town Council
Job	Lutterworth Town Council Building
Title	Proposed Window & Door Schedule & Elevations

Drawn	Date	Checked	Date
SD	Sep 2023	TA	Sep 2023
Scale	1:50	Size	A2
Drawing Number		Revision	
143-TAA-XX-ZZ-DR-A-8000		T03	

Status & Purpose For Issue	Status
Suitable for Tender	S1



Registered company address: TAA Limited, 30 Nelson Street, Leicester LE1 7BA.
Healthcare Design is a sub division of Tim Adams Architects Limited.
Company Number: 11081976

The copyright of this drawing is vested in the Architect/ Designer and must not be copied or reproduced without his written consent. Figured dimensions only to be taken from this drawing. All contractors and/ or specialists must visit the site and be responsible for taking and checking all dimensions relative to this work.