A0

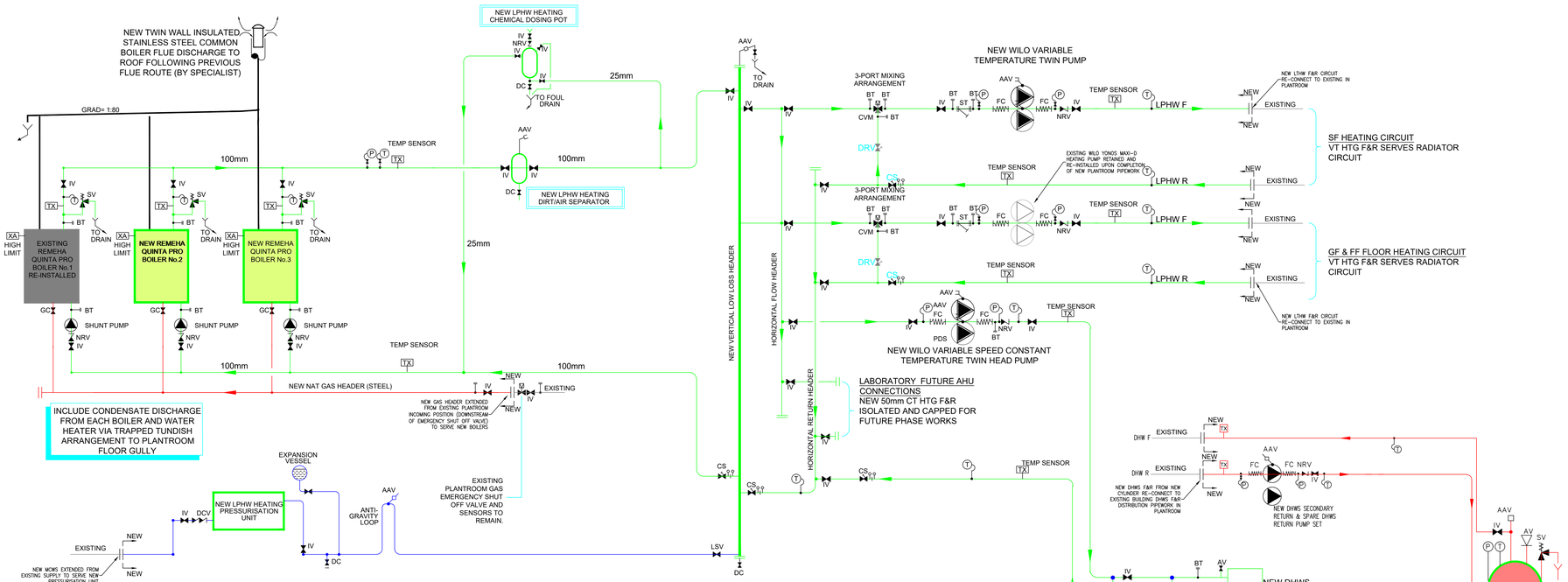

PROPOSED INDICATIVE PLANTROOM SCHEMATIC

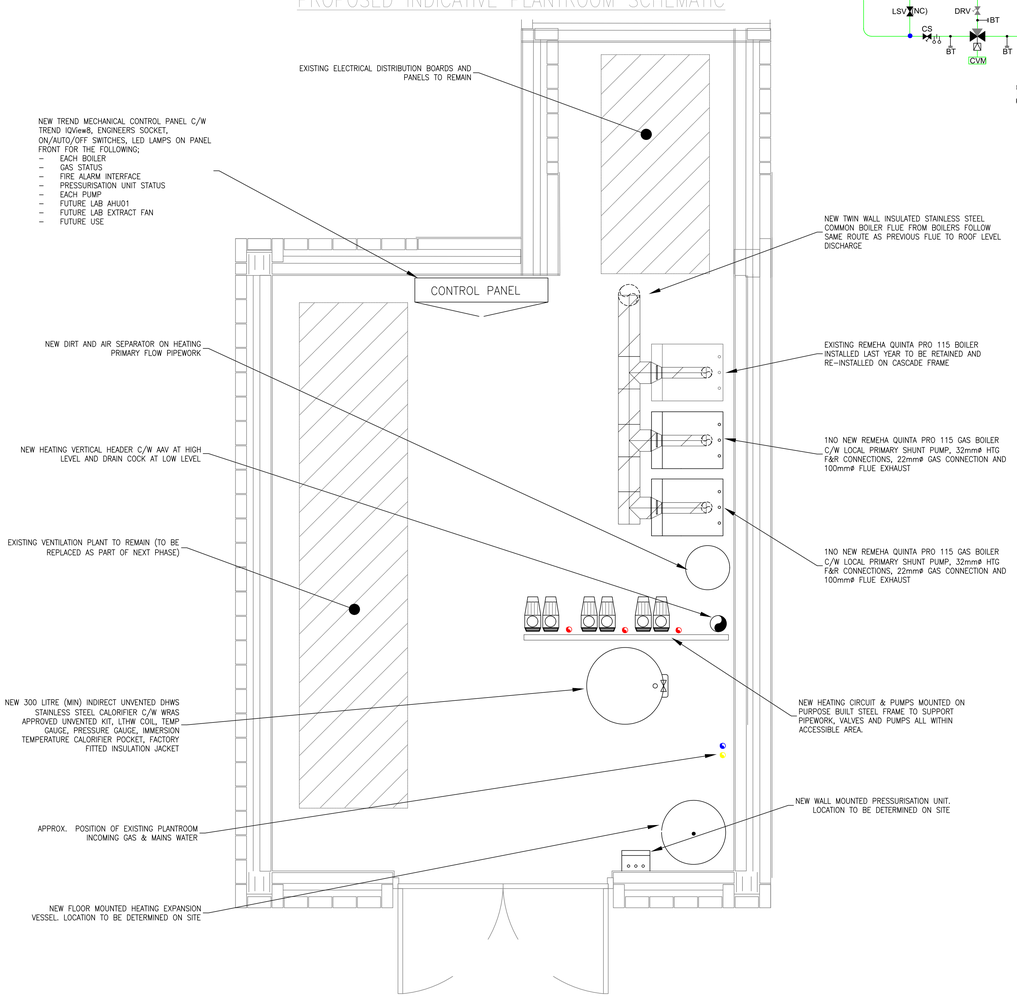

PROPOSED INDICATIVE PLANTROOM GENERAL ARRANGEMENT LAYOUT (NTS)

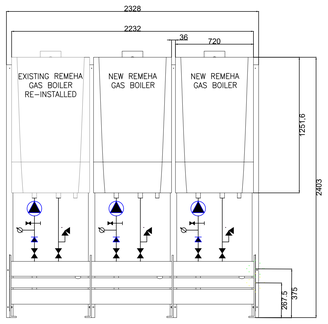

TYPICAL REMEHA QUINTA CASCADE FRAME & PIPEWORK HEADER SYSTEM

THIS DRAWING IS TO BE READ IN CONJUNCTION WITH ALL OTHER DRAWINGS AND SPECIFICATIONS WITHIN THIS SERIES. COPYRIGHT OF THIS DRAWING IS VESTED IN DMBS DESIGN LTD. THE COPY OR REPRODUCTION OF THIS DRAWING IS PROHIBITED UNLESS CONSENT IS GIVEN BY DMBS DESIGN LTD. IF THERE ARE ANY QUERIES REGARDING THIS DRAWING THEN PLEASE CONTACT DMBS DESIGN LTD.

LEGEND

- IV — Isolating Valve
- PRV — Pressure Reducing Valve
- 3PMV — 3 Port Motorised Valve
- DRV — Double Regulating Valve
- LV — Lockshield Valve
- SAV — Temp/Pressure Relief Valve
- SOV — Motorised Safety Valve
- DOC — Drain Cock (all low points)
- STR — Strainer
- COMM — Commissioning Set
- AAV — Automatic Air Vent (all high points)
- BT — Test Point
- FC — Flexible Connection
- NRV — Non return Valve
- TX — Electronic Temperature Sensor

NOTES

1. Copyright of this drawing is vested in dmbs and should not be copied or reproduced unless permission has been granted.
2. This drawing is not to be scaled.
3. This drawing is an indicative representation of the client's design brief to meet minimum expectations. The contractor is responsible for full detailed design and developing the scheme to a fully operational system in accordance with relevant Standards, Manufacturers recommendations and good practice, all to the acceptance of the Client representative.
4. The contractor is responsible to de-commission, store, strip out, remove waste from site, design, supply, install, test, commission all works associated with the plantroom replacement works including but not limited to the following;
   - De-commission and drain existing heating and water systems
   - Strip existing redundant plant, equipment, pipework and fittings left redundant under these works (old f&e tank, pipework, boilers, cylinder, control panel, wiring etc).
   - Replacement new trend automatic controls system including control panel, IQView6 touchscreen, sensors, power and control wiring and containment etc. all in accordance with IEE regulations
   - Electrical Works in connection with works to IEE Regulations
   - Builders work in connection with works and making good
   - new DHWS indirect unvented cylinder and associated pipework and fittings
   - retain existing Remeha Quinta pro boiler (re-install) and provide new Remeha Quinta pro gas boilers (2no) including new primary and secondary heating pipework, pumps and equipment such as pressurisation unit, dirt separator, dosing pot etc.
   - Fabricate new vertical steel frame to support new heating secondary heating pumps & valves
   - Replacement twin wall insulated stainless steel flue to boilers
   - Flush and pressure test (1.5 times WP) new and existing heating pipework, apply Fernox inhibitor on completion to heating system (new/existing)
5. The following manufacturers shall be included as part of these works. Alternatives shall be considered, however for costing purposes the Contractor shall include the following;
   - Boilers: Remeha (Baxi Heating UK Limited)
   - Flues: Flue Stax or Equal & Approved
   - Controls: Trend Controls Approved Partner
   - Pumps: Wilo Stratos MAXO-D or Equal & Approved
   - Dirt/Air Separator: Spirotech or Equal & Approved
   - Pressurisation unit & Vessel: Mikrofill or Equal & Approved
6. All pipework shall be fully insulated complete with aliclad finish identified to BS1710. Fittings which require regular access (valves, strainers, flanges) shall be insulated using insulated jackets with pull cord and velcro fixings. All plant, equipment and valves shall be labelled and given identity label (engraved tags) corresponding to valve chart and as fitted schematic to be submitted as handover documentation and copies fixed (framed) on plantroom wall.
7. Prior to commencement of works on site the Contractor shall employ a commissioning agent to verify flow rates on each existing heating circuit under operation and establish the areas and radiators served to ensure duties are matched and capacities and checked on the new replacement equipment.

REV	DESCRIPTION	DRAWN BY	CHKD BY
T1	TENDER ISSUE	KR	DM

DMBS Design

CLIENT:
ENVIRONMENT AGENCY

PROJECT:
OLYMPIA HOUSE, LEEDS

DRAWING TITLE:
INDICATIVE PROPOSED PLANTROOM LAYOUT HEATING REPLACEMENT WORKS

ISSUE PURPOSE:		REVISION:
TENDER ISSUE		T1
DRAWING NUMBER: PH1 -M900	CHECKED BY: DM	DATE: JULY 19
PROJECT NUMBER: DMBS01924	DRAWN BY: KR	SCALE: NTS