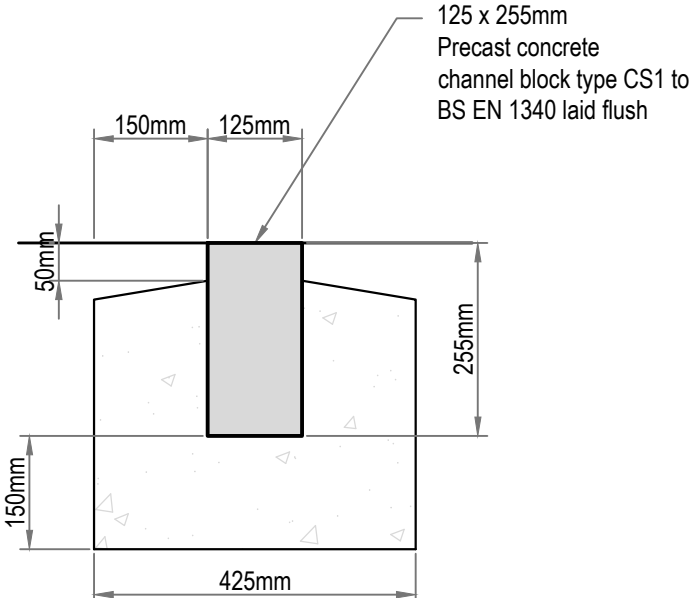
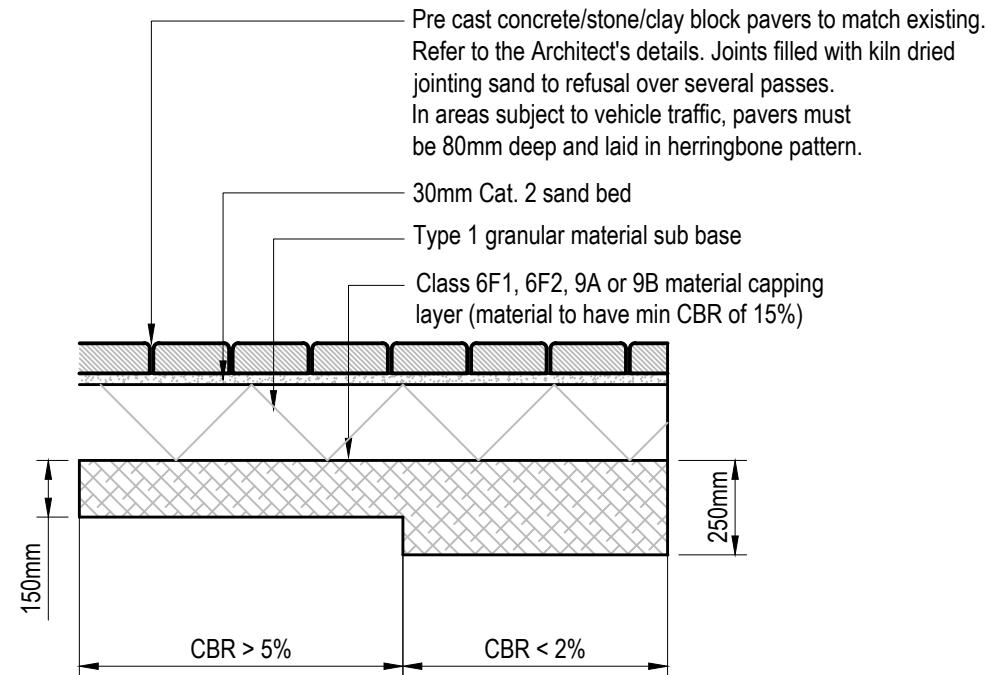


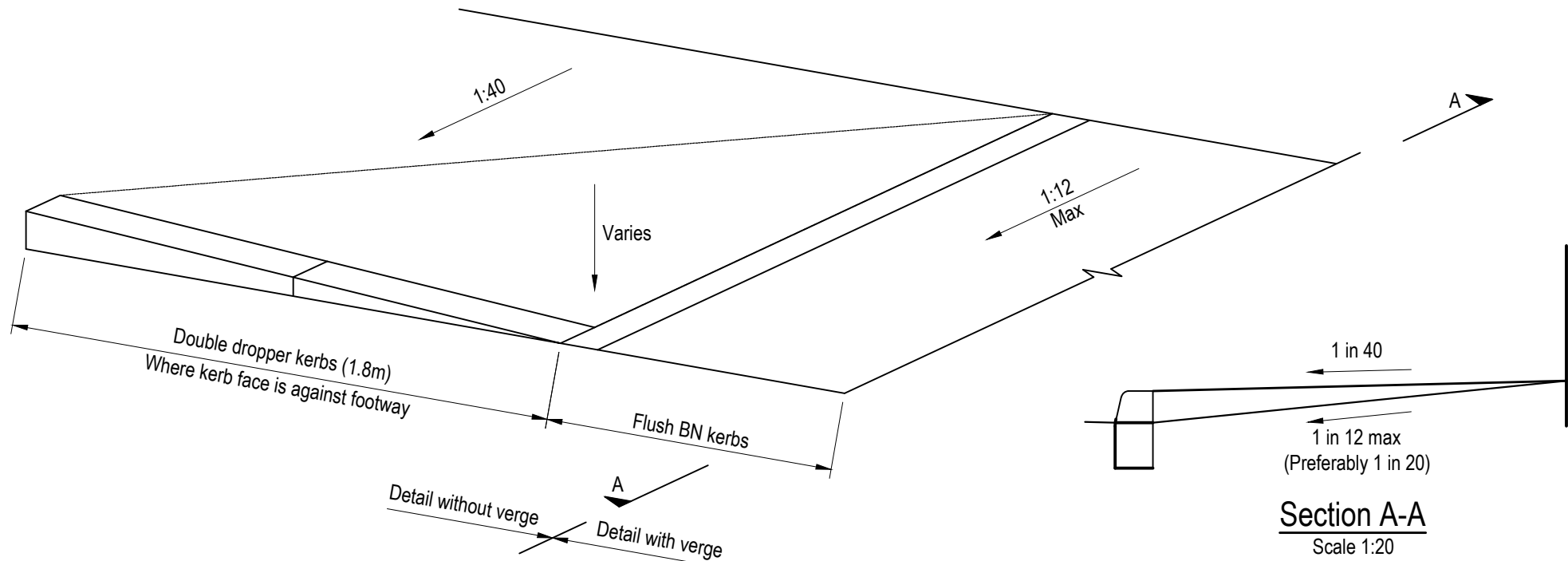
Half Battered Kerb Type HB2  
Scale 1:10



Kerb Type CS1  
Scale 1:10



Footpath/Footway  
(Block Paver Construction)  
Scale 1:20



- NOTES:-
1. Construction shall be as the adjacent footway unless required otherwise by the engineer.
  2. Footways may only drain toward the carriageway.
  3. The back of the path shall not be dropped unless the crossfall would otherwise be excessive, if the crossfall would become excessive the engineers are to be consulted.
  4. Drop kerbs shall be flush with the finished surface.
  5. No kerbs, channels or other demarcations shall interrupt the line of the footway unless required by the engineers.
  6. Ponding of water in the channels adjacent to the drop kerbs is to be avoided.

Typical Pedestrian Crossover Detail  
Scale 1:20

IF YOU HAVE A QUERY CALL US  
SCALING FROM THIS DRAWING OR OBTAINING DIMENSIONS ELECTRONICALLY MAY NOT PROVIDE ACCURATE INFORMATION AND SHOULD BE AVOIDED. WORK ONLY FROM FIGURED DIMENSIONS.

#### GENERAL NOTES

DRAWINGS AND SPECIFICATIONS: This drawing is to be read in conjunction with all relevant Architects, Engineers and Specialists drawings together with the specification.

Refer to drawing number 13486-CDY-XX-XX-DR-C-0010

BUILDING REGULATIONS AND WARRANTY PROVIDER APPROVALS: Please note that it is the responsibility of the Client/Main Contractor to ensure that Building Regulations and warranty provider (e.g. NHBC) approval of all design and construction details is achieved prior to construction on site.

#### C D M : SIGNIFICANT HAZARDS

THE FOLLOWING HEALTH AND SAFETY HAZARDS ARE IDENTIFIED BY THE DESIGNER AS ABNORMAL IN PURSUANCE OF THE CURRENT CONSTRUCTION DESIGN AND MANAGEMENT REGULATIONS.

#### RISKS DURING CONSTRUCTION:

- Refer to drawing number 13486-CDY-XX-XX-DR-C-0010

#### OPERATION / MAINTENANCE RISKS:

- Refer to drawing number 13486-CDY-XX-XX-DR-C-0010

#### RISKS DURING DEMOLITION / DECOMMISSIONING / DISMANTLING / ALTERATIONS:

- Refer to drawing number 13486-CDY-XX-XX-DR-C-0010

IT IS ASSUMED THAT ALL WORKS WILL BE CARRIED OUT BY COMPETENT & ADEQUATELY RESOURCED CONTRACTOR(S) WORKING TO SAFE SYSTEMS OF WORK.

P01	1ST ISSUE	CS	01.03.24
REV	REVISION DETAILS	BY	DATE

**CRADDYS**  
Consulting Civil and Structural Engineers  
www.craddys.co.uk

THIS DRAWING IS THE COPYRIGHT OF CRADDY PITCHERS LTD AND MUST NOT BE COPIED, REPRODUCED OR SUBMITTED TO OTHER PARTIES WITHOUT THEIR PERMISSION.

PROJECT TITLE  
WESTBURY ROTUNDA  
HIGH STREET  
WESTBURY

DRAWING TITLE  
CONSTRUCTION DETAILS

CLIENT  
WESTBURY TOWN COUNCIL

STATUS  
FOR APPROVAL

SCALE AT A1	DRG SIZE	DRAWN	CHECKED	APPROVED
AS SHOWN	A1	CS	NKS	AMR

JOB NO.	DRAWING NUMBER	REV
13486	13486-CDY-XX-XX-DR-D-0020	P01