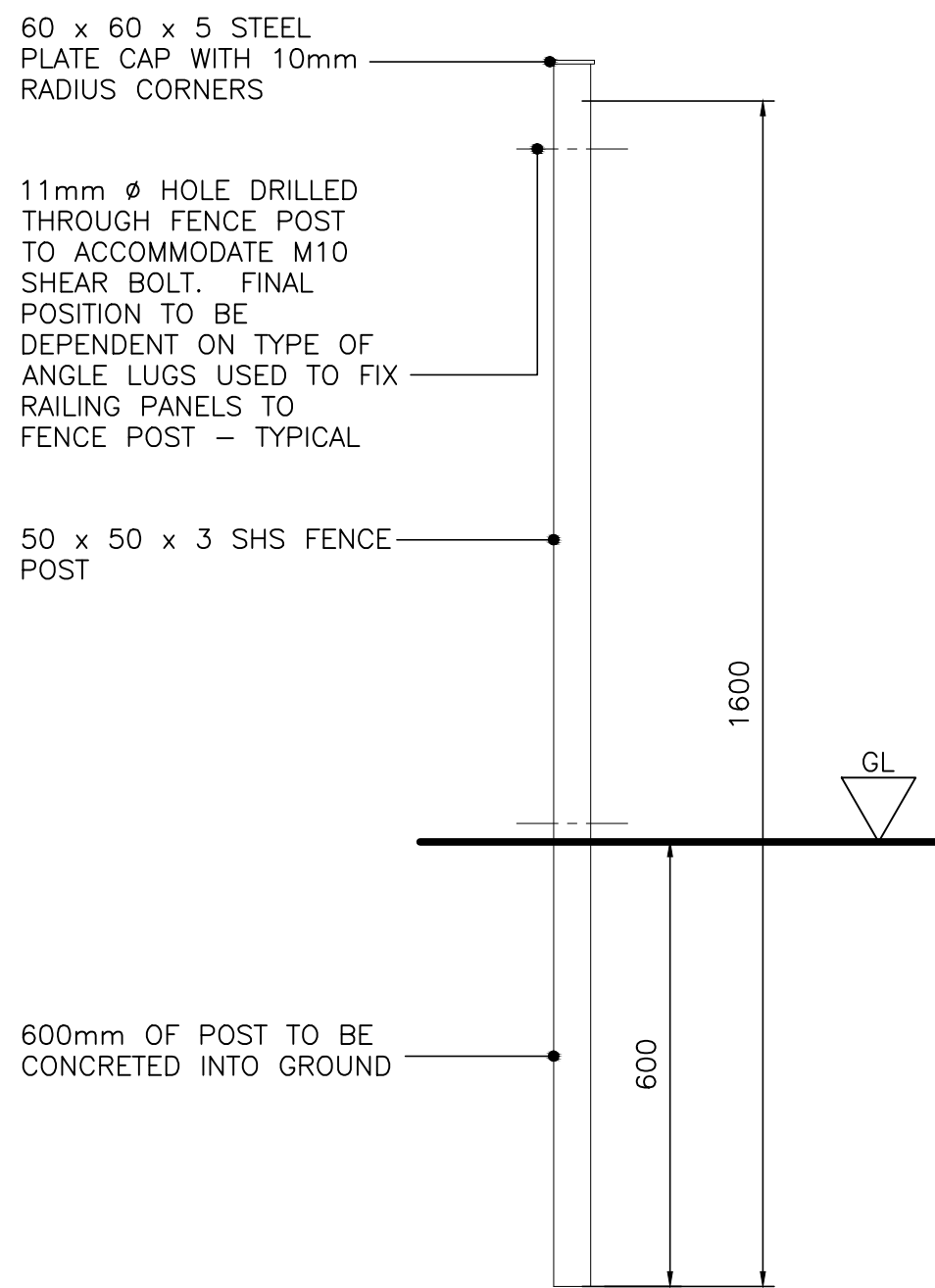


GATE HANGING POST - 1:10

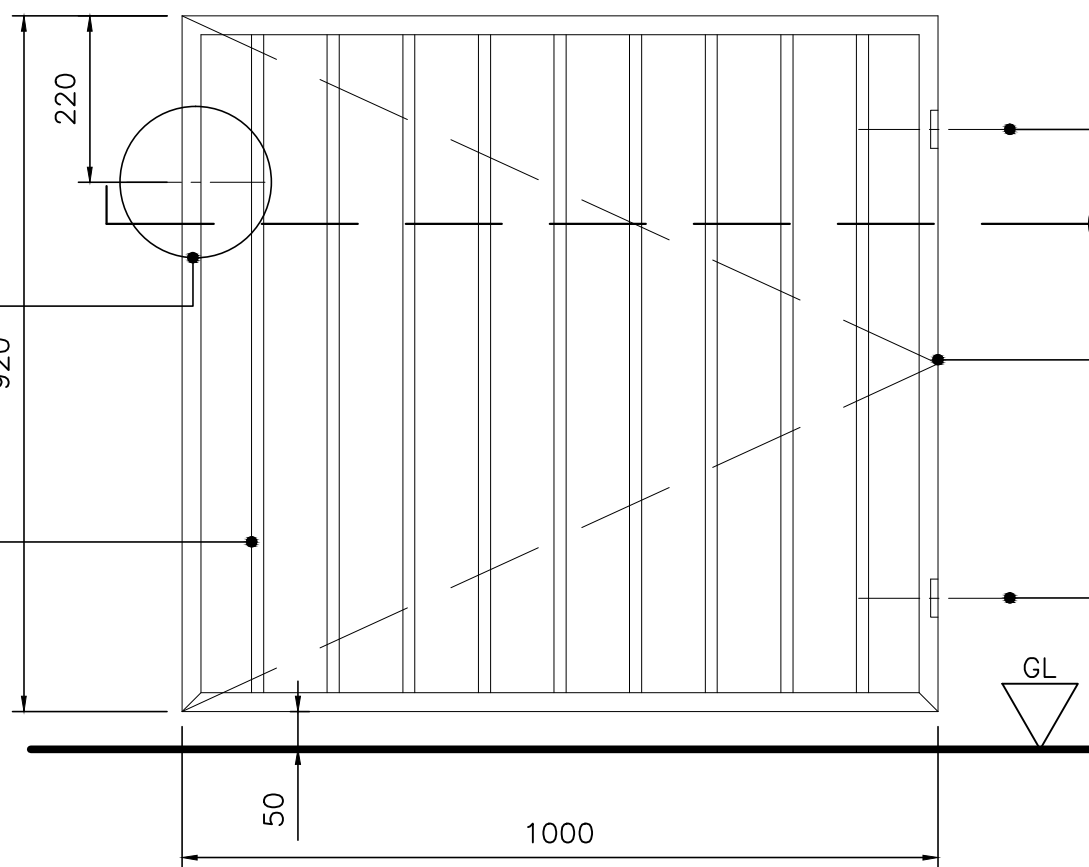
- NOTES
- ALL STEELWORK TO BE GALVANISED AND POWDER COATED JET BLACK (RAL 9005)



RAILING POST - 1:10

GATE LATCH AND KEEP TO FABRICATORS OWN DESIGN. NOTE ON DOUBLE GATES, PADLOCK LUGS AND DROP BOLTS TO FABRICATORS OWN DESIGN TO BE FITTED

16 Ø ROUND STEEL BAR AT MAX. 100mm C/C's



GATE G. A. - 1:10

GATE HUNG FROM STEEL POST
1 NO. RIGHT HUNG, 3 NO. LEFT HUNG

70 x 70 x 3 SHS HANGING CLOSING POST

FRAME OF GATE TO BE CONSTRUCTED FROM 40 x 10 FLAT BAR WITH BUTT FULLY WELDED CORNERS

SECTION A 120006 / 17
1:10

50 x 10 FLAT BAR FULLY WELDED TO GATE FRAME WITH HOLE TO ACCOMMODATE 20mm Ø HANGING EYE

MOUNTING POINT FOR 16mm GUDGEON - TO BE POINTING UPWARDS. FINAL POSITION TO BE DETERMINED BY FABRICATOR DEPENDENT ON ACTUAL GUDGEON PROCURED

70 x 70 x 3 SHS HANGING HANGING POST

50 x 10 FLAT BAR FULLY WELDED TO BACK OF GATE FRAME WITH HOLE TO ACCOMMODATE 16mm Ø HANGING EYE

FRAME OF GATE TO BE CONSTRUCTED FROM 50 x 25 x 3 RHS WITH MITRED AND FULLY WELDED CORNERS

50 x 10 FLAT BAR FULLY WELDED TO BACK OF GATE FRAME WITH HOLE TO ACCOMMODATE 16mm Ø HANGING EYE

GATE FRAME DETAIL (HANGING SIDE) - 1:10

GATE FRAME DETAIL (LATCH SIDE) - 1:10

* FINAL LENGTH OF FLAT BAR TO BE DETERMINED BY FABRICATOR DEPENDENT ON ACTUAL GUDGEON PROCURED

50 x 10 FLAT BAR FULLY WELDED TO GATE FRAME WITH HOLE TO ACCOMMODATE 16mm Ø HANGING EYE

GATE HANGING DETAIL - 1:5

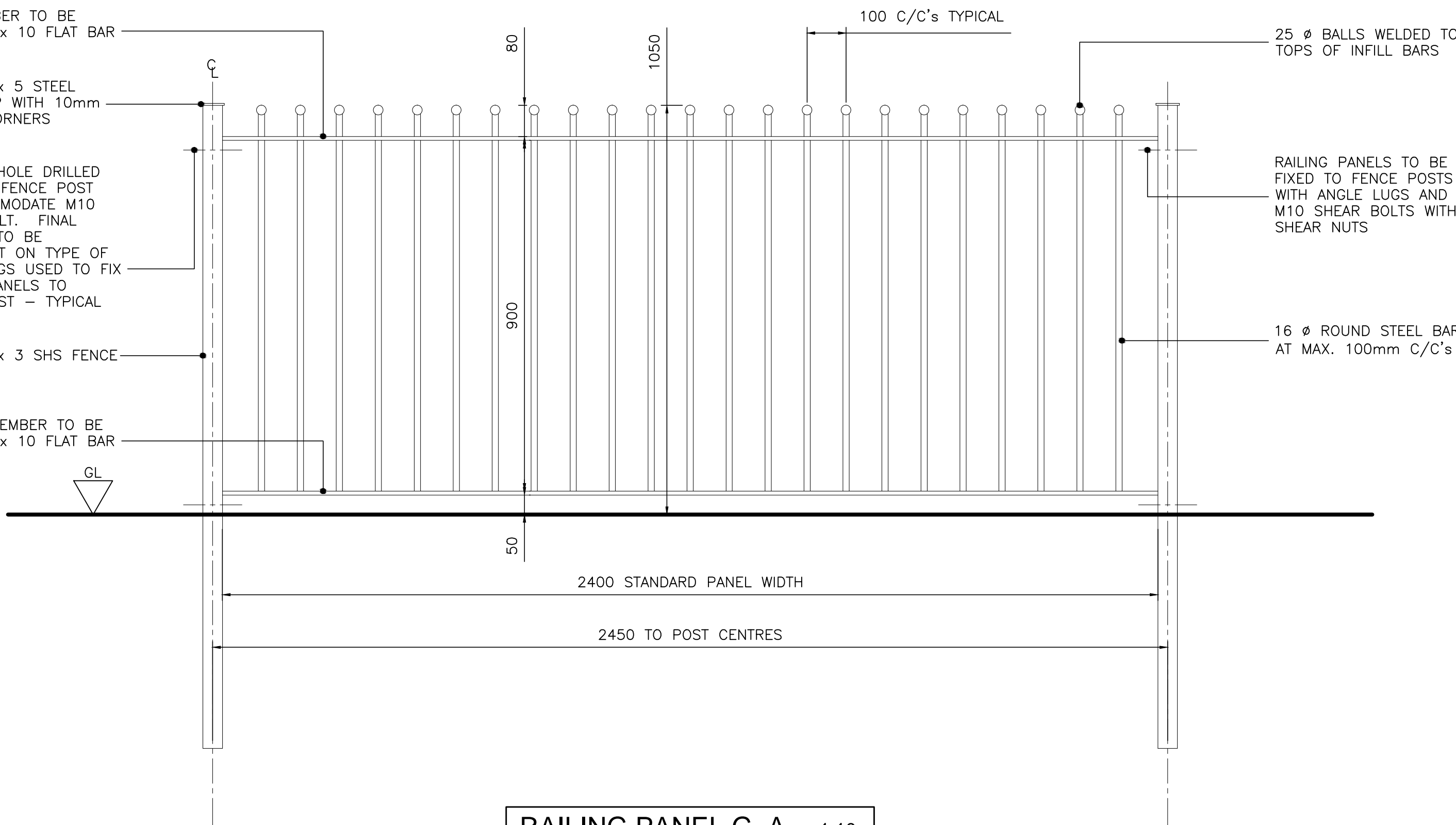
TOP MEMBER TO BE FROM 40 x 10 FLAT BAR

60 x 60 x 5 STEEL PLATE CAP WITH 10mm RADIUS CORNERS

11mm Ø HOLE DRILLED THROUGH FENCE POST TO ACCOMMODATE M10 SHEAR BOLT. FINAL POSITION TO BE DEPENDENT ON TYPE OF ANGLE LUGS USED TO FIX RAILING PANELS TO FENCE POST - TYPICAL

50 x 50 x 3 SHS FENCE POST

BOTTOM MEMBER TO BE FROM 40 x 10 FLAT BAR



RAILING PANEL G. A. - 1:10

NOTES

DO NOT SCALE THIS DRAWING.

ALL DIMENSIONS ARE IN mm UNLESS NOTED OTHERWISE.

ALL DIMENSIONS, DETAILS, COMPONENTS AND ASSEMBLIES SHALL BE VERIFIED BY THE CONTRACTOR PRIOR TO CONSTRUCTION, MANUFACTURE OR SUPPLY.

ALL MATERIALS, CONSTRUCTION AND DETAILS SHOWN OR IMPLIED BY THIS DRAWING MUST COMPLY WITH CURRENT BRITISH STANDARDS, CODES OF PRACTICE, PLANNING / BUILDING REGULATIONS, H & SE LEGISLATION AND CLIENTS PARTICULAR SPECIFICATIONS.

CONFLICTING INFORMATION SHOWN OR IMPLIED SHALL BE REFERRED TO STOCKPORT HOMES.

THIS DRAWING AND THE WORKS DEPICTED ARE THE COPYRIGHT OF STOCKPORT HOMES AND MAY NOT BE REPRODUCED WITHOUT WRITTEN PERMISSION.

THIS DRAWING MUST BE READ IN CONJUNCTION WITH ALL ENGINEERS, ARCHITECTS AND SPECIALISTS' DRAWINGS AND SPECIFICATIONS.

NOTE - CONTRACTOR TO BE RESPONSIBLE FOR CHECKING ALL SITE AND FABRICATION MEASUREMENTS

GATE / FENCE POST TAKE OFF	
TYPE OF POST	NUMBER
GATE HANGING POST + DRILLED TO ATTACH PANEL OF RAILINGS)	4
GATE CLOSING POST + DRILLED TO ATTACH PANEL OF RAILINGS	2
RAILING END POSTS	2
RAILING CORNER POSTS	0
RAILING INTERMEDIATE POSTS	30

A	ISSUED FOR PRICING PURPOSES	RS	RS	JLH	07/08/12
-	FIRST ISSUE	RS	RS	JLH	JUL'12
REV.	DESCRIPTION	APPR.	CHKD.	DRAWN	DATE

SCALES

1:10, 1:5 @ A1, 1:20, 1:10 @ A3

CLIENT

STOCKPORT HOMES

PROJECT

PROPOSED RAILINGS
9-16 AND 17-24 HATHAWAY CLOSE
HEALD GREEN
STOCKPORT, CHESHIRE

DRAWING TITLE

RAILING DETAILS (1 OF 2)

- ☐ PRELIMINARY ☒ TENDER ISSUE
☐ WORKING DRAWING ☐ AS BUILT



TECHNICAL SERVICES OPERATIONS CENTRE
UNIT 9 SOUTHSIDE
BREDBURY PARK INDUSTRIAL ESTATE
BREDBURY, STOCKPORT, SK6 2SP
TEL 0161 474 4407 FAX 0161 474 4557

DRAWING NO.

120006 / 17

REV.

A