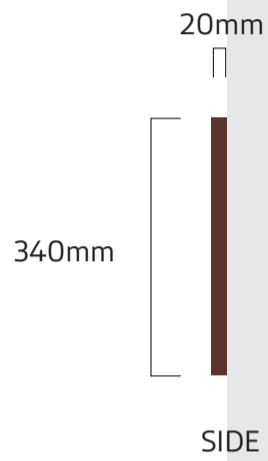




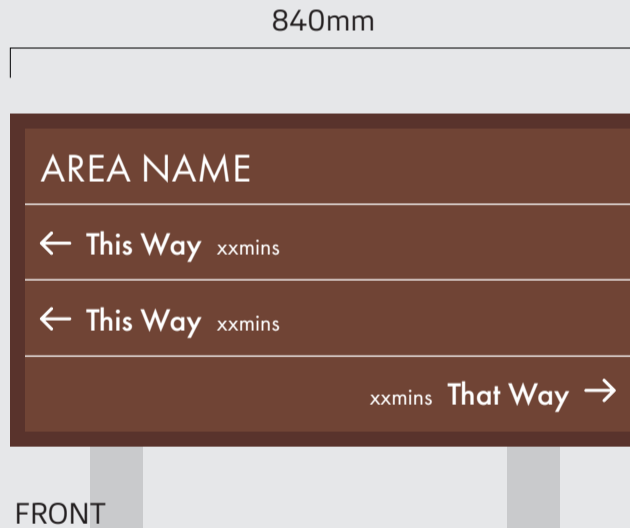
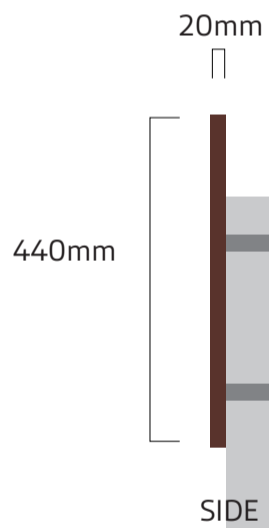
### Option 1



**Slats**  
800mm x 100mm  
Aluminium slat panels to be powder coated in Dark Bronze E82987 IGP with masked and painted text detail

**Sign Surround**  
Aluminium frame to be powder coated in Dark Bronze E82987 IGP with backing plate

### Option 2



**Post Mounted**  
Panel to have channels on the rear for fixing to either new or existing posts.

#### General Notes

- This drawing is provided to exhibit design intent only
- Shop drawings supplied by the manufacturer and approved by Wayfinding Consultant and Client are to provide the final specification document for this sign. Shop drawings to indicate fabrication and fastening methods approved by a qualified engineer. Alternative construction that does not change the intended appearance of sign will be considered but will require full client approval
- All sign content shown is for visualisation purposes only. All final content will be unique to it's location, approved artwork will be supplied to manufacturer by Wayfinding Consultant
- All dimensions are in millimetres - do not scale from this drawing
- Manufacturer to ensure stability and build ability aspects suitable to local ground conditions and wall structures