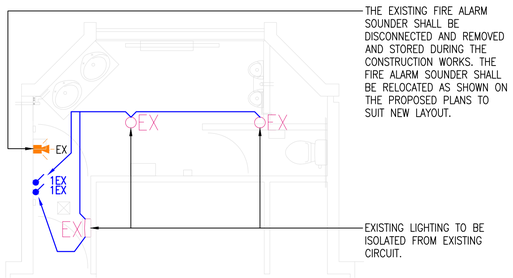

Existing Floor Plan - Link 5 Men Ground Floor

✳ THE CONTRACTOR SHALL IDENTIFY ALL EXISTING CIRCUITS PRIOR TO DISCONNECTION AND REMOVAL OF ANY SPECIFIED CIRCUIT TO BE REMOVED.

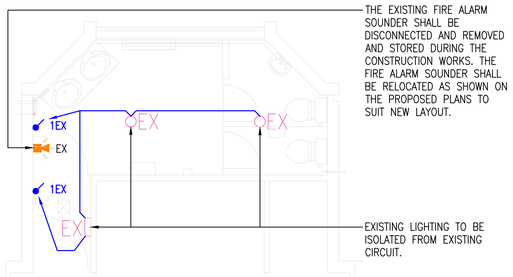

Existing Floor Plan - Link 3 & 5 Ladies First Floor

✳ THE CONTRACTOR SHALL IDENTIFY ALL EXISTING CIRCUITS PRIOR TO DISCONNECTION AND REMOVAL OF ANY SPECIFIED CIRCUIT TO BE REMOVED.

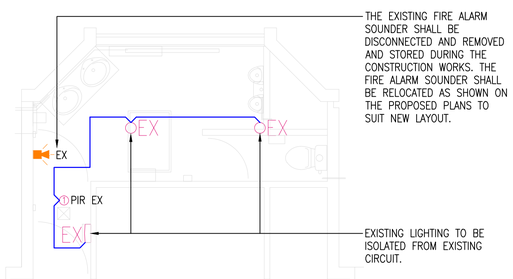

Existing Floor Plan - Link 3 Men Ground Floor

✳ THE CONTRACTOR SHALL IDENTIFY ALL EXISTING CIRCUITS PRIOR TO DISCONNECTION AND REMOVAL OF ANY SPECIFIED CIRCUIT TO BE REMOVED.

ALL CAD DATA IS ISSUED FOR REFERENCE PURPOSES ONLY TO ASSIST IN THE COORDINATION OF WORKS AND IS SUPPLEMENTARY TO THE FORMALLY ISSUED HARD COPY* CONTRACT DRAWINGS. THE CAD DATA IS PROVIDED "AS IS" WITHOUT WARRANTY OF ANY KIND.

IN ALL INSTANCES THE CONTRACT ISSUE HARD COPY* DRAWINGS WILL GOVERN.IT IS THE RESPONSIBILITY OF THE RECIPIENT TO CHECK ALL DIGITAL INFORMATION AGAINST THE CONTRACT DOCUMENTATION.

IF CAD DATA FROM THIS DRAWING IS INTRODUCED INTO THE CONTRACTOR OR SUB-CONTRACTOR'S OWN CAD OR OTHER SYSTEM, PARSONS BRINCKERHOFF LTD CAN TAKE NO RESPONSIBILITY FOR ITS ACCURACY.

IN NO EVENT SHALL PARSONS BRINCKERHOFF LTD BE LIABLE FOR ANY LOSS OR DAMAGE HOWSOEVER CAUSED AND HOWSOEVER ARISING AS A RESULT OF, OR IN CONNECTION WITH THE USE OR MISUSE OF THE CAD DATA SUPPLIED.

FOR ALL CAD DATA PROVIDED ELECTRONICALLY, PARSONS BRINCKERHOFF LTD ACCEPTS NO RESPONSIBILITY FOR ANY VIRUS TRANSMISSION OR ANY FAILURE ON THE PART OF THE END USER IN HAVING ADEQUATE VIRUS CHECKING SOFTWARE INSTALLED.

*HARD COPY REFERS TO PAPER PRINTS, OR 'FIXED' ELECTRONIC VERSIONS SUCH AS ADOBE .PDF OR AUTODESK .DWF.

LEGEND

OA	THORN 96240161 CHALICE 190H PC 1X26 TC-DEL HF L840 [STD]
OAE	THORN 96240165 CHALICE 190H PC 1X26 TC-DEL HF E3 L840 [STD]
OEX	EXISTING LUMINAIRE TO BE REMOVED
EX	EXISTING LUMINAIRE TO BE REMOVED
E	E SUFFIX AFTER LUMINAIRE REFERENCES REPRESENTS EMERGENCY FITTINGS.
PIR EX	EXISTING PIR MOVEMENT DETECTOR.
PIR	EX-OR SEMI RECESSED MOVEMENT DETECTOR. PART No. MS1201-PF4. 3m RADIUS DETECTION.
K	KEY TEST SWITCH
1EX	EXISTING SINGLE GANG LIGHT SWITCH
EX	SOUNDER (EX) DENOTES EXISTING FIRE ALARM TO BE RETAINED IN SITU.
	13A FUSED CONNECTION UNIT

✳ THE CONTRACTOR SHALL IDENTIFY ALL EXISTING CIRCUITS WITHIN THE TOILET AREAS AND ALLOW FOR RE-WIRING TO ENSURE ALL CIRCUITS WITHIN EACH SPECIFIC AREA ARE ON THE SAME PHASE.

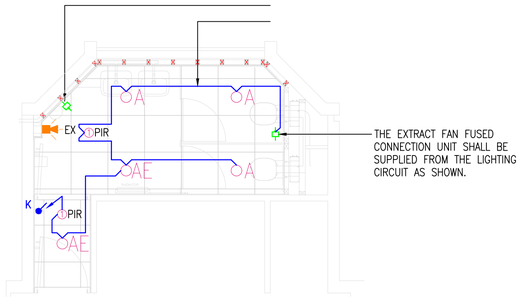

Proposed Floor Plan -Link 5 Men Ground Floor

✳ FINAL DISTRIBUTION BOARD REFERENCES TO BE CONFIRMED.

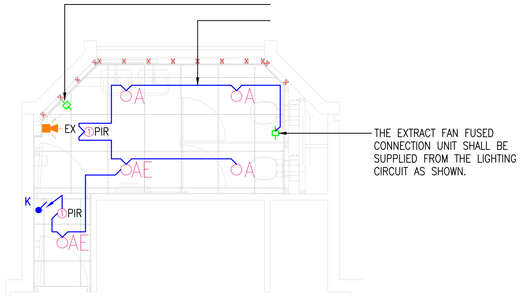

Proposed Floor Plan - Link 3 & 5 Ladies First Floor

✳ FINAL DISTRIBUTION BOARD REFERENCES TO BE CONFIRMED.

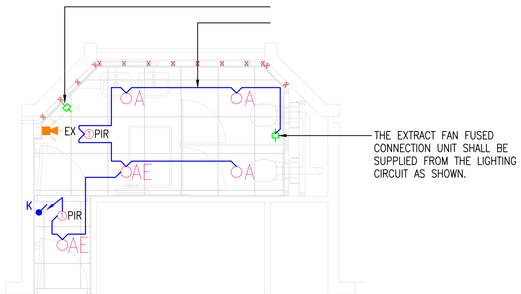

Proposed Floor Plan - Link 3 Men Ground Floor

✳ FINAL DISTRIBUTION BOARD REFERENCES TO BE CONFIRMED.

NOTES

1. THIS DRAWING TO BE READ IN CONJUNCTION WITH THE ELECTRICAL SPECIFICATION & RELEVANT SCHEDULES.

2. FOR POSITIONS & LOCATIONS OF MECHANICAL EQUIPMENT REFER TO MECHANICAL SERVICES DRAWINGS & SPECIFICATIONS.

3. THE POSITIONS OF ALL INSTALLATIONS/ TERMINALS AND EQUIPMENT ARE APPROXIMATE. EXACT POSITIONS SHALL BE CO-ORDINATED ON SITE BY THE ELECTRICAL CONTRACTOR WITH ALL ASSOCIATED TRADES. IN THIS RESPECT THE ELECTRICAL CONTRACTOR SHALL ALLOW FOR LOCATING THE TERMINALS WITHIN 600mm IN ANY DIRECTION TO THAT SHOWN, TO AGREE WITH FINAL CEILING/ ELEVATION LAYOUT AT NO COST TO THE CONTRACT.

4. THESE DRAWINGS SHALL BE USED BY THE ELECTRICAL CONTRACTOR FOR TENDERING PURPOSES ONLY. IT SHALL BE THE CONTRACTORS RESPONSIBILITY TO PROVIDE WORKING DRAWINGS AS DETAILED IN THE SPECIFICATION.

5. THE EMERGENCY LIGHTING IS GENERALLY INTEGRAL TO THE GENERAL LUMINAIRES.

6. THE CONTRACTOR SHALL REFER TO MANUFACTURERS' EQUIPMENT TECHNICAL DETAILS FOR INSTALLATION AND WIRING.

7. PIR DETECTORS MUST BE LOCATED SO THAT THEY ARE WITHIN IT'S MAXIMUM DETECTION RANGE.

8. THE CONTRACTOR SHALL CARRY OUT EMERGENCY LIGHTING CHECKS PRIOR TO COMMISSIONING AND HANDOVER.

9. PIR SETTINGS FOR EACH TOILET SHALL BE SET TO 20 MINUTES.

10. THE COMPLETE INSTALLATION SHALL COMPLY WITH THE 17TH EDITION OF THE IEE WIRING REGULATIONS BS7671:2008.

11. THE ELECTRICAL CONTRACTOR SHALL VISIT THE SITE DURING THE TENDER PERIOD TO ASCERTAIN CONDITIONS AND TO SATISFY THEMSELVES AS TO THE ACCESSIBILITY OF THE SITE, THE FULL EXTENT AND CHARACTER OF THE SITE, THE AVAILABILITY OF THE WORKS AND OF ALL-LOCAL CONDITIONS AND RESTRICTIONS.

12. ALL DISTRIBUTION BOARDS ARE EXISTING UNLESS STATED OTHERWISE ON DRAWINGS.

13. VARIOUS CIRCUITS ARE TO BE REWIRED, THESE HAVE BEEN IDENTIFIED ON DRAWINGS WHERE NEW ACCESSORIES ARE SHOWN. REFER TO CABLE SCHEDULE FOR ALL DETAILS OFF NEW CIRCUITS/ DISTRIBUTION BOARDS TO BE INSTALLED.

14. DUE TO LIMITATIONS OF ACCESS DURING DESIGN STAGE NOT ALL AREAS COULD BE FULLY SURVEYED. ONCE THE CONTRACTOR HAS TAKEN CONTROL OF AN AREA TO CARRY OUT WORKS A FULL DETAILED SURVEY OF THE ELECTRICAL INSTALLATION SHALL TAKE PLACE, AND ANY DISCREPANCIES BETWEEN THE FINDINGS AND THE DESIGN INTENT SHALL BE DISCUSSED WITH THE ELECTRICAL CONSULTANT BEFORE COMMENCING THE WORKS, THIS SHALL TAKE PLACE BEFORE THE WORKING DRAWINGS ARE ISSUED FOR CONSTRUCTION.

15. ANY AGREED CHANGES WITH THE ELECTRICAL CONSULTANT SHALL BE SHOWN ON CONSTRUCTION DRAWINGS AND COST AGREED.

16. CONTRACTOR TO CARRY OUT A SURVEY PRIOR TO TENDER AND ISSUE ANY QUERIES BACK TO THE CONSULTANT DURING TENDER STAGE.

Rev	Date	Description	By	Chk	App

TENDER ISSUE

Client:

CENTRE FOR ECOLOGY AND HYDROLOGY

Site/Project:

Title:

EXISTING & PROPOSED LIGHTING, EMERGENCY LIGHTING, SMALL POWER & FIRE ALARM LAYOUT

Drawn:		Checked:	
Designed:		Approved:	
Date: 15/04/2015	Scale: 1:50	A1	Sheet: 1 OF 1
Project Number:	Drawing Number:		Revision:
EL(62,63&68)01			

© Copyright Parsons Brrhof