

Restriction of use

This report includes highly sensitive and confidential information which must be handled in accordance with the Data Protection Act 1998 and in compliance with the duty of confidence owed to the individual claimants. It is provided solely for the purposes of claims handling and risk management. If you are an employer of the relevant claimant, and wish to use the information in your role as employer, you should seek explicit consent from your employee to do so. It is your responsibility to ensure that the information is handled appropriately and is not shared with third parties other than as strictly necessary for such purposes and subject always to an obligation of confidence and to comply with the obligations of the Data Protection Act 1998, including using appropriate technical and organisational security measures, such as encryption.

Claims Summary Report

YORK HOUSING ASSOCIATION,

01/04/2011 to 13/07/2016

Zurich Municipal
Zurich House
2 Gladiator Way
Farnborough
Hampshire
GU14 6GB

www.zurichmunicipal.com

This document does not contain confirmed claims data. If you require confirmed claims data, please contact your Zurich Municipal Underwriter or Risk & Insurance Consultant.

Confidential

Notes

Public Liability and Employers liability claim figures include the value of any excess as the full value of the claim is paid by Zurich and the excess value is then recovered from the customer.

Property and Motor claim figures exclude the value of any excess as this is paid directly by the customer and deducted from the value of the claim

Policy Year split is based on the current Renewal Date of the Policy. If the Renewal data has changed the data will be displayed using the new Renewal Date. For example, if renewal date was changed from 1st January to 1st April the data will be displayed with policy Years running from 1st April to 31st March.

This document does not contain confirmed claims data. If you require confirmed claims data, please contact your Zurich Municipal Underwriter or Sales Representative.

This report includes highly sensitive and confidential information which must be handled in accordance with the Data Protection Act 1998 and in compliance with the duty of confidence owed to the individual claimants. It is provided solely for the purposes of claims handling and risk management. If you are an employer of the relevant claimant, and wish to use the information in your role as employer, you should seek explicit consent from your employee to do so. It is your responsibility to ensure that the information is handled appropriately and is not shared with third parties other than as strictly necessary for such purposes and subject always to an obligation of confidence and to comply with the obligations of the Data Protection Act 1998, including using appropriate technical and organisational security measures, such as encryption.

Contents

- Claims Summary by Class of Business
- Employers Liability Claims Listing by Policy Year
- Miscellaneous Claims Listing by Policy Year
- Motor Claims Listing by Policy Year
- Motor Claims Graphs
- Property Claims Listing by Policy Year
- Property Claims Graphs
- Public Liability Claims Listing by Policy Year
- Outstanding Claims Listing

Summary Report by Class of Business

YORK HOUSING ASSOCIATION,

Claims Summary by Class of Business

Last Refreshed : 13/07/2016

Organisation: YORK HOUSING ASSOCIATION,

| Motor | | | | | | | |
|-------------|-------------------|---------------------|--------------|---|-------------|-------|------------|
| Policy Year | No of Open Claims | No of Closed Claims | Total Number | Average days between incident & notification date | Outstanding | Paid | Total Cost |
| 2014/2015 | 0 | 1 | 1 | 5 | £0.00 | £0.00 | £0.00 |
| Total | 0 | 1 | 1 | | £0.00 | £0.00 | £0.00 |

Claims Summary by Class of Business

Last Refreshed : 13/07/2016

Organisation: YORK HOUSING ASSOCIATION,

| Property | | | | | | | |
|-------------|-------------------|---------------------|--------------|---|-------------|-------------|-------------|
| Policy Year | No of Open Claims | No of Closed Claims | Total Number | Average days between incident & notification date | Outstanding | Paid | Total Cost |
| 2010/2011 | 0 | 8 | 8 | 46 | £0.00 | £12,826.25 | £12,826.25 |
| 2011/2012 | 0 | 6 | 6 | 72 | £0.00 | £29,896.23 | £29,896.23 |
| 2012/2013 | 0 | 4 | 4 | 60 | £0.00 | £18,796.13 | £18,796.13 |
| 2013/2014 | 0 | 4 | 4 | 13 | £0.00 | £1,664.06 | £1,664.06 |
| 2014/2015 | 0 | 7 | 7 | 17 | £0.00 | £42,918.23 | £42,918.23 |
| Total | 0 | 29 | 29 | | £0.00 | £106,100.90 | £106,100.90 |

Employers Liability Claims Listing by Policy Year

YORK HOUSING ASSOCIATION,

Employer Liability Claims Listing by Policy Year

Last Refreshed : 13/07/2016

| Cust Reference | Claim Number | Accident Date | Notification Date | Days between accident and notification date | Claimant | Litigation | Location | Description | Status | Settlement Date | Settlement Description | Total Outstanding | Total Paid | Total Cost |
|----------------|--------------|---------------|-------------------|---|----------|------------|----------|-------------|--------|-----------------|------------------------|-------------------|------------|------------|
| | 0 | | | | | | | | | | | | | |

Number/Cost of Claims by Policy Year

Employer Liability

Last Refreshed : 13/07/2016

Organisation: YORK HOUSING ASSOCIATION.

| Policy Year | Claim Numbers | Percentag e | Cost | Percentag e |
|-------------|------------------|----------------|------|----------------|
| | | | | |

Miscellaneous Claims Listing by Policy Year

YORK HOUSING ASSOCIATION,

Miscellaneous Claims Listing by Policy Year

Last Refreshed : 13/07/2016

| |
|--|
| |
|--|

| |
|--|
| |
|--|

| Cust Reference | Claim Number | Accident Date | Notification Date | Days between accident and notification date | Cause | Location | Status | Settlement Date | Settlement Description | Total Outstanding | Total Paid | Total Cost |
|----------------|--------------|---------------|-------------------|---|-------|----------|--------|-----------------|------------------------|-------------------|------------|------------|
| | 0 | | | | | | | | | | | |

Number/Cost of Claims by Policy Year

Miscellaneous

Last Refreshed : 13/07/2016

Organisation: YORK HOUSING ASSOCIATION.

| Policy Year | Claim Numbers | Percentag e | Cost | Percentag e |
|-------------|------------------|----------------|------|----------------|
| | | | | |

Motor Claims Listing by Policy Year

YORK HOUSING ASSOCIATION,

Motor Claims Listing by Policy Year

Last Refreshed : 13/07/2016

Organisation: YORK HOUSING ASSOCIATION,

| 2014/2015 | | | | | | | | | | | | | | |
|----------------|--------------|---------------|-------------------|---|-----------|------------------------------------|-------------|----------------------|--------|-----------------|--|-------------------|------------|------------|
| Cust Reference | Claim Number | Accident Date | Notification Date | Days between accident and notification date | Claimant | Cause | Vehicle Reg | Description | Status | Settlement Date | Settlement Description | Total Outstanding | Total Paid | Total Cost |
| YC62VHZ | 22151301309 | 21/10/2015 | 26/10/2015 | 5 | WHELLER A | TP vehicle reversing - Damage Only | YC62VHZ | TP REVERSED INTO PHV | Closed | 23/05/2016 | AD Motor Only A recovery was pursued successfully | £0.00 | £0.00 | £0.00 |
| | 1 | | | | | | | | | | | £0.00 | £0.00 | £0.00 |

Number of Claims by Cause Motor

Last Refreshed : 13/07/2016

Organisation: YORK HOUSING ASSOCIATION,

Cost of Claims by Cause Motor

Last Refreshed : 13/07/2016

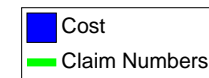

Organisation: YORK HOUSING ASSOCIATION.

Number/Cost of Claims by Policy Year Motor

Last Refreshed : 13/07/2016

Organisation: YORK HOUSING ASSOCIATION.

| Policy Year | Claim Numbers | Percentage | Cost | Percentage |
|-------------|---------------|------------|-------|------------|
| 2014/2015 | 1 | 100.00 % | £0.00 | #DIV/0 |
| | 1 | 100.00 % | £0.00 | #DIV/0 |



Property Claims Listing by Policy Year

YORK HOUSING ASSOCIATION,

Property Claims Summary By Policy Schedule

Last Refreshed : 13/07/2016

Organisation: YORK HOUSING ASSOCIATION,

Property

02

| Policy Year | No of Open Claims | No of Closed Claims | Total Number | Average days between incident & notification date | Outstanding | Paid | Total Cost |
|-------------|-------------------|---------------------|--------------|---|-------------|------------|------------|
| 2010/2011 | 0 | 7 | 7 | 46 | £0.00 | £12,826.25 | £12,826.25 |
| 2011/2012 | 0 | 5 | 5 | 72 | £0.00 | £28,278.60 | £28,278.60 |
| 2012/2013 | 0 | 2 | 2 | 60 | £0.00 | £15,224.60 | £15,224.60 |
| 2014/2015 | 0 | 5 | 5 | 17 | £0.00 | £41,034.01 | £41,034.01 |
| Total | 0 | 19 | 19 | | £0.00 | £97,363.46 | £97,363.46 |

12

| Policy Year | No of Open Claims | No of Closed Claims | Total Number | Average days between incident & notification date | Outstanding | Paid | Total Cost |
|-------------|-------------------|---------------------|--------------|---|-------------|-----------|------------|
| 2010/2011 | 0 | 1 | 1 | 46 | £0.00 | £0.00 | £0.00 |
| 2011/2012 | 0 | 1 | 1 | 72 | £0.00 | £1,617.63 | £1,617.63 |
| 2012/2013 | 0 | 2 | 2 | 60 | £0.00 | £3,571.53 | £3,571.53 |
| 2013/2014 | 0 | 4 | 4 | 13 | £0.00 | £1,664.06 | £1,664.06 |
| 2014/2015 | 0 | 2 | 2 | 17 | £0.00 | £1,884.22 | £1,884.22 |
| Total | 0 | 10 | 10 | | £0.00 | £8,737.44 | £8,737.44 |

Property Claims Listing by Policy Year

Last Refreshed : 13/07/2016

Organisation: YORK HOUSING ASSOCIATION,

2010/2011

Housing

02

| Cust Reference | Claim Number | Accident Date | Notification Date | Days between accident and notification date | Adjuster | Cause | Location | Status | Settlement Date | Settlement Description | Total Outstanding | Total Paid | Total Cost |
|----------------|--------------|---------------|-------------------|---|----------|---|---|-----------|-----------------|---------------------------------------|-------------------|------------|------------|
| | 22110053488 | 19/05/2011 | 23/05/2011 | 4 | None | Burst Pipes etc. - | 88 PASTURE VIEW ROAD, ROTHWELL, | Closed | 27/02/2012 | Property Claims Payment Reinstatement | £0.00 | £415.40 | £415.40 |
| | 22110054157 | 22/06/2011 | 28/06/2011 | 6 | None | Malicious Damage - | 114 WALMGATE, YORK, | Closed | 13/02/2012 | Property Claims Payment Reinstatement | £0.00 | £158.00 | £158.00 |
| | 22110057175 | 01/11/2011 | 04/11/2011 | 3 | None | Burst Pipes etc. - | 2 ARBOR CLOSE, | Closed | 14/02/2012 | Property Claims Payment Reinstatement | £0.00 | £660.80 | £660.80 |
| | 22120054901 | 17/11/2011 | 10/07/2012 | 236 | None | Fire-Other Causes - Fire-Unknown Cause | KEALIA COURT, FLAT 24, WOOLER ST, SCARBO | Resettled | 03/09/2013 | Property Claims Payment Reinstatement | £0.00 | £10,354.85 | £10,354.85 |
| 114PVR 11/11 | 22110057819 | 15/11/2011 | 29/11/2011 | 14 | None | Theft - Forcible Theft | 114 PASTURE VIEW ROAD, ROTHWELL | Closed | 21/02/2012 | Property Claims Payment Reinstatement | £0.00 | £412.40 | £412.40 |

Confidential

| Cust Reference | Claim Number | Accident Date | Notification Date | Days between accident and notification date | Adjuster | Cause | Location | Status | Settlement Date | Settlement Description | Total Outstanding | Total Paid | Total Cost |
|----------------|--------------|---------------|-------------------|---|----------|------------------------|---------------------------------|--------|-----------------|---------------------------------------|-------------------|------------|------------|
| 118PVR 11/11 | 22110057820 | 15/11/2011 | 29/11/2011 | 14 | None | Theft - Forcible Theft | 118 PASTURE VIEW ROAD, ROTHWELL | Closed | 22/02/2012 | Property Claims Payment Reinstatement | £0.00 | £412.40 | £412.40 |
| 126PVR 11/11 | 22110057822 | 15/11/2011 | 29/11/2011 | 14 | None | Theft - Forcible Theft | 126 PASTURE VIEW ROAD, ROTHWELL | Closed | 29/06/2012 | Property Claims Payment Reinstatement | £0.00 | £412.40 | £412.40 |
| | 7 | | | | | | | | | | £0.00 | £12,826.25 | £12,826.25 |

12

| Cust Reference | Claim Number | Accident Date | Notification Date | Days between accident and notification date | Adjuster | Cause | Location | Status | Settlement Date | Settlement Description | Total Outstanding | Total Paid | Total Cost |
|----------------|--------------|---------------|-------------------|---|----------|-----------------|---------------------------------|--------|-----------------|-----------------------------------|-------------------|------------|------------|
| | 22110053767 | 23/05/2011 | 07/06/2011 | 15 | None | Storm/Tempest - | AUDEN HOUSE ST ANN'S COURT YORK | Closed | 17/08/2011 | No Cost/Payment Claim not pursued | £0.00 | £0.00 | £0.00 |
| | 1 | | | | | | | | | | £0.00 | £0.00 | £0.00 |

2011/2012

Housing

02

| Cust Reference | Claim Number | Accident Date | Notification Date | Days between accident and notification date | Adjuster | Cause | Location | Status | Settlement Date | Settlement Description | Total Outstanding | Total Paid | Total Cost |
|----------------|--------------|---------------|-------------------|---|--------------------|----------------------------|------------------------------------|--------|-----------------|--|-------------------|------------|------------|
| | 22120052286 | 01/03/2012 | 16/03/2012 | 15 | None | Theft - Forcible Theft | 138 PASTURE VIEW ROAD , ROTHWELL , | Closed | 22/03/2012 | Property Claims Payment Reinstatement | £0.00 | £368.00 | £368.00 |
| | 22130053704 | 01/08/2012 | 31/07/2013 | 364 | None | Malicious Damage - | ARCLIGHT LTD, UNION TERRACE, YORK, | Closed | 09/07/2014 | No Cost/Payment Claim not pursued | £0.00 | £0.00 | £0.00 |
| 134PVR16/212 | 22120051643 | 13/01/2012 | 21/02/2012 | 39 | None | Theft - Non-Forcible Theft | 134PASTURE VIEW ROAD, | Closed | 11/04/2013 | No Cost/Payment Claim not pursued | £0.00 | £0.00 | £0.00 |
| 19/7/12 | 22120055154 | 17/07/2012 | 19/07/2012 | 2 | Cunningham Lindsey | Burst Pipes etc. - | BOUNDARY CLOSE 1,2,3,4, YORK, | Closed | 25/03/2013 | Property Claims Payment Fees & Reinstatement | £0.00 | £27,910.60 | £27,910.60 |
| 21/9MICKGT | 22120056508 | 20/09/2012 | 24/09/2012 | 4 | None | Burst Pipes etc. - | 42C MICKLEGATE YORK | Closed | 25/01/2014 | No Cost/Payment Claim not pursued | £0.00 | £0.00 | £0.00 |
| | 5 | | | | | | | | | | £0.00 | £28,278.60 | £28,278.60 |

12

| Cust Reference | Claim Number | Accident Date | Notification Date | Days between accident and notification date | Adjuster | Cause | Location | Status | Settlement Date | Settlement Description | Total Outstanding | Total Paid | Total Cost |
|----------------|--------------|---------------|-------------------|---|----------|-------|----------|--------|-----------------|------------------------|-------------------|------------|------------|
|----------------|--------------|---------------|-------------------|---|----------|-------|----------|--------|-----------------|------------------------|-------------------|------------|------------|

| Cust Reference | Claim Number | Accident Date | Notification Date | Days between accident and notification date | Adjuster | Cause | Location | Status | Settlement Date | Settlement Description | Total Outstanding | Total Paid | Total Cost |
|----------------|--------------|---------------|-------------------|---|----------|------------------------|--|--------|-----------------|---------------------------------------|-------------------|------------|------------|
| 15/10 CROM | 22120056992 | 10/10/2012 | 17/10/2012 | 7 | None | Theft - Forcible Theft | 5 CROMWELL TERRACE, FLAT 4, SCARBOROUGH, | Closed | 27/12/2012 | Property Claims Payment Reinstatement | £0.00 | £1,617.63 | £1,617.63 |
| | 1 | | | | | | | | | | £0.00 | £1,617.63 | £1,617.63 |

2012/2013

Housing

02

| Cust Reference | Claim Number | Accident Date | Notification Date | Days between accident and notification date | Adjuster | Cause | Location | Status | Settlement Date | Settlement Description | Total Outstanding | Total Paid | Total Cost |
|----------------|--------------|---------------|-------------------|---|--------------------|------------------------|------------------------------------|--------|-----------------|---------------------------------------|-------------------|------------|------------|
| | 22130053699 | 01/01/2013 | 31/07/2013 | 211 | None | Malicious Damage - | ARCLIGHT LTD, UNION TERRACE, YORK, | Closed | 27/05/2014 | No Cost/Payment Claim not pursued | £0.00 | £0.00 | £0.00 |
| DEANF14/6/13 | 22130053152 | 04/06/2013 | 28/06/2013 | 24 | Cunningham Lindsey | Theft - Forcible Theft | 4 DEAN ROAD, FLAT 1, SCARBOROUGH, | Closed | 04/09/2013 | Property Claims Payment Reinstatement | £0.00 | £15,224.60 | £15,224.60 |
| | 2 | | | | | | | | | | £0.00 | £15,224.60 | £15,224.60 |

12

| Cust Reference | Claim Number | Accident Date | Notification Date | Days between accident and notification date | Adjuster | Cause | Location | Status | Settlement Date | Settlement Description | Total Outstanding | Total Paid | Total Cost |
|----------------|--------------|---------------|-------------------|---|----------|------------------------|--|--------|-----------------|---------------------------------------|-------------------|------------|------------|
| | 22130053145 | 24/06/2013 | 27/06/2013 | 3 | None | Theft - Forcible Theft | 4 BEULAH TERRACE, FLAT 3, SCARBOROUGH, | Closed | 12/03/2015 | Property Claims Payment Reinstatement | £0.00 | £666.31 | £666.31 |
| DEANF14/6/13 | 22130052701 | 04/06/2013 | 06/06/2013 | 2 | None | Theft - Forcible Theft | 4 DEAN ROAD, FLAT 1, SCARBOROUGH, | Closed | 29/08/2013 | Property Claims Payment Reinstatement | £0.00 | £2,905.22 | £2,905.22 |
| | 2 | | | | | | | | | | £0.00 | £3,571.53 | £3,571.53 |

2013/2014

Housing

12

| Cust Reference | Claim Number | Accident Date | Notification Date | Days between accident and notification date | Adjuster | Cause | Location | Status | Settlement Date | Settlement Description | Total Outstanding | Total Paid | Total Cost |
|----------------|--------------|---------------|-------------------|---|----------|----------------------------|--|--------|-----------------|---------------------------------------|-------------------|------------|------------|
| | 22140053429 | 12/06/2014 | 16/06/2014 | 4 | None | Accidental Damage - | 26 CLUB ROW, UPPER GORNAL, DUDLEY | Closed | 17/07/2014 | Property Claims Payment Reinstatement | £0.00 | £125.00 | £125.00 |
| | 22140053896 | 01/07/2014 | 14/07/2014 | 13 | None | Theft - Non-Forcible Theft | 4 DEAN ROAD, FLAT 2, SCARBOROUGH, | Closed | 11/09/2014 | No Cost/Payment Claim not pursued | £0.00 | £0.00 | £0.00 |
| | 22140053898 | 04/07/2014 | 14/07/2014 | 10 | None | Theft - Forcible Theft | 4 DEAN ROAD, FLAT 3, SCARBOROUGH, | Closed | 24/09/2014 | Property Claims Payment Reinstatement | £0.00 | £804.08 | £804.08 |
| | 22140054115 | 01/07/2014 | 25/07/2014 | 24 | None | Theft - Forcible Theft | 5 CROMWELL TERRACE, FLAT 4, SCARBOROUGH, | Closed | 03/11/2014 | Property Claims Payment Reinstatement | £0.00 | £734.98 | £734.98 |
| | 4 | | | | | | | | | | £0.00 | £1,664.06 | £1,664.06 |

2014/2015

Housing

02

| Cust Reference | Claim Number | Accident Date | Notification Date | Days between accident and notification date | Adjuster | Cause | Location | Status | Settlement Date | Settlement Description | Total Outstanding | Total Paid | Total Cost |
|----------------|--------------|---------------|-------------------|---|--------------------|--|--------------------------------------|--------|-----------------|--|-------------------|------------|------------|
| | 22150051115 | 01/01/2015 | 02/03/2015 | 60 | None | Breakage-Glass - | 13 NAVIGATION ROAD, YORK | Closed | 23/06/2015 | Property Claims Payment Reinstatement | £0.00 | £4,612.13 | £4,612.13 |
| | 22150052224 | 01/05/2015 | 01/05/2015 | 0 | Cunningham Lindsey | Fire-Other Causes - Fire-Unknown Cause | LADY MILL GARTH, FLAT 25, CLIFTON, | Closed | 18/09/2015 | Property Claims Payment Fees & Reinstatement | £0.00 | £20,064.26 | £20,064.26 |
| | 22150052499 | 19/05/2015 | 21/05/2015 | 2 | None | Theft - Non-Forcible Theft | 8,10,12,14,18,44,18 REGENT STREET, | Closed | 16/06/2015 | No Cost/Payment Claim withdrawn | £0.00 | £0.00 | £0.00 |
| | 22150054230 | 22/08/2015 | 28/09/2015 | 37 | Capita McLarens | Burst Pipes etc. - | PASTURE VIEW 74, ROTHWELL, LEEDS | Closed | 19/10/2015 | Property Claims Payment Reinstatement | £0.00 | £5,401.40 | £5,401.40 |
| | 22150055803 | 29/11/2015 | 09/12/2015 | 10 | Cunningham Lindsey | Accidental Damage - | KEALIA COURT, FLAT 5, WOOLER STREET, | Closed | 16/06/2016 | Property Claims Payment Reinstatement | £0.00 | £10,956.22 | £10,956.22 |
| | 5 | | | | | | | | | | £0.00 | £41,034.01 | £41,034.01 |

12

| Cust Reference | Claim Number | Accident Date | Notification Date | Days between accident and notification date | Adjuster | Cause | Location | Status | Settlement Date | Settlement Description | Total Outstanding | Total Paid | Total Cost |
|----------------|--------------|---------------|-------------------|---|----------|-------|----------|--------|-----------------|------------------------|-------------------|------------|------------|
|----------------|--------------|---------------|-------------------|---|----------|-------|----------|--------|-----------------|------------------------|-------------------|------------|------------|

| Cust Reference | Claim Number | Accident Date | Notification Date | Days between accident and notification date | Adjuster | Cause | Location | Status | Settlement Date | Settlement Description | Total Outstanding | Total Paid | Total Cost |
|----------------|--------------|---------------|-------------------|---|----------|------------------------|-----------------------------------|--------|-----------------|---------------------------------------|-------------------|------------|------------|
| | 22150051112 | 01/03/2015 | 02/03/2015 | 1 | None | Theft - Forcible Theft | DEAN ROAD, FLAT 4, SCARBOROUGH | Closed | 26/05/2015 | Property Claims Payment Reinstatement | £0.00 | £896.28 | £896.28 |
| | 22150052498 | 15/05/2015 | 21/05/2015 | 6 | None | Theft - Forcible Theft | 4 DEAN ROAD, FLAT 1, SCARBOROUGH, | Closed | 27/07/2015 | Property Claims Payment Reinstatement | £0.00 | £987.94 | £987.94 |
| | 2 | | | | | | | | | | £0.00 | £1,884.22 | £1,884.22 |

Number of Claims by Cause Property

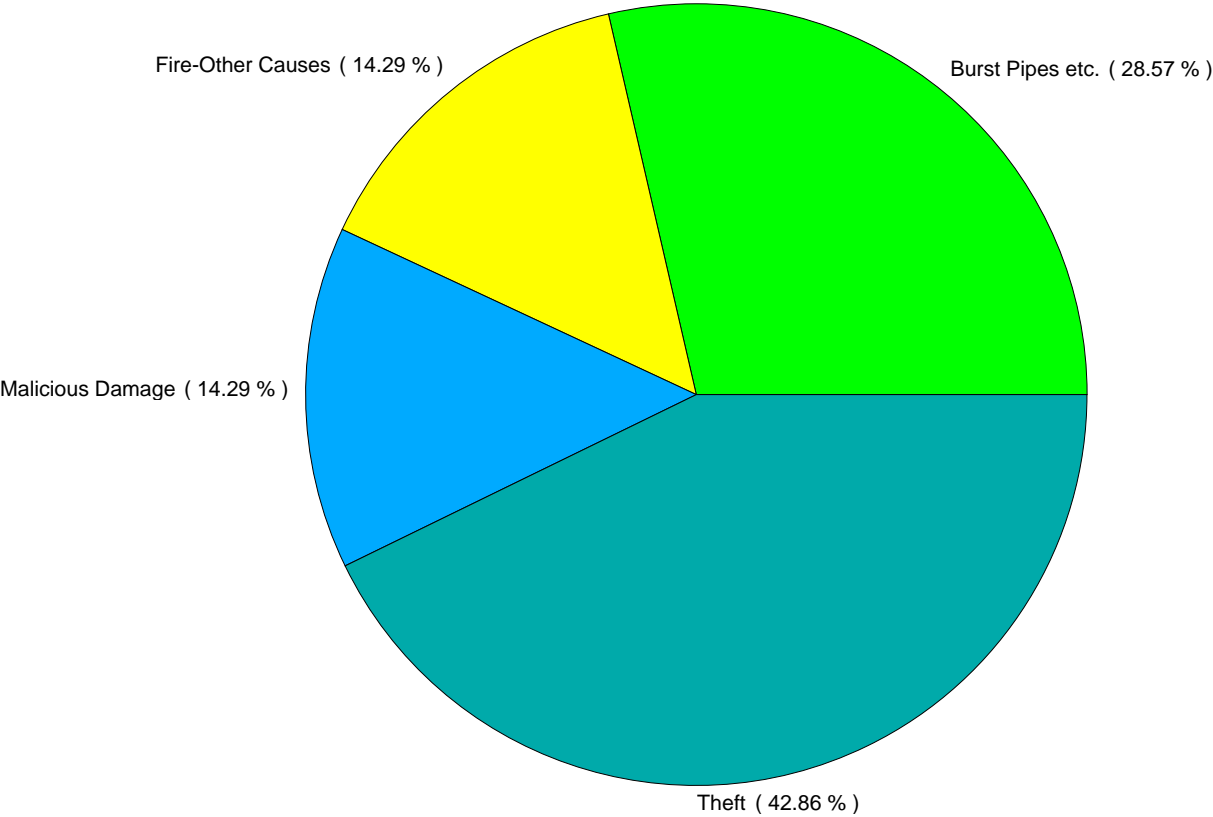
Last Refreshed : 13/07/2016

Organisation: YORK HOUSING ASSOCIATION,

2010/2011

Housing

02



| Cause | Claim Numbers | Percentage |
|-------------------|---------------|------------|
| Burst Pipes etc. | 2 | 28.57 % |
| Fire-Other Causes | 1 | 14.29 % |
| Malicious Damage | 1 | 14.29 % |
| Theft | 3 | 42.86 % |
| | 7 | 100.00 % |

Number of Claims by Cause Property


Last Refreshed : 13/07/2016

Organisation: YORK HOUSING ASSOCIATION,

12

| Cause | Claim Numbers | Percentage |
|---------------|---------------|------------|
| Storm/Tempest | 1 | 100.00 % |
| | 1 | 100.00 % |

Storm/Tempest (100.00 %)



Number of Claims by Cause Property

Last Refreshed : 13/07/2016

Organisation: YORK HOUSING ASSOCIATION,

Number of Claims by Cause Property

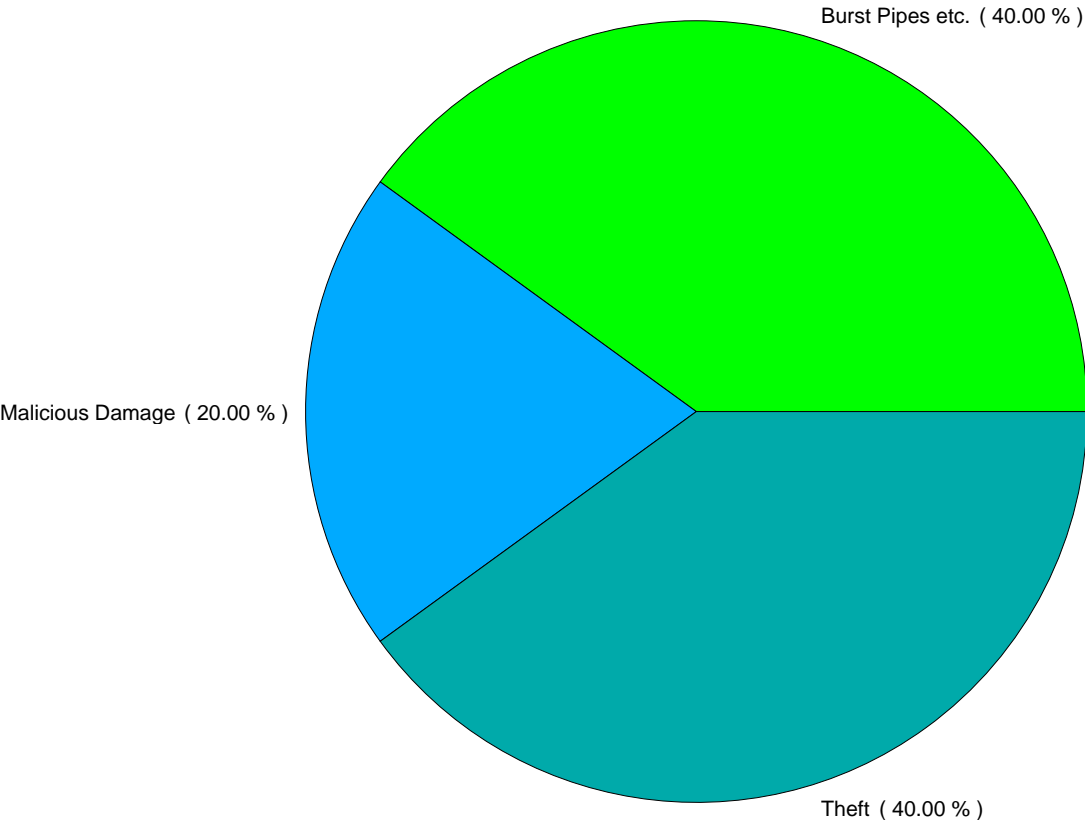
Last Refreshed : 13/07/2016

Organisation: YORK HOUSING ASSOCIATION,

2011/2012

Housing

02



| Cause | Claim Numbers | Percentage |
|------------------|---------------|------------|
| Burst Pipes etc. | 2 | 40.00 % |
| Malicious Damage | 1 | 20.00 % |
| Theft | 2 | 40.00 % |
| | 5 | 100.00 % |

Number of Claims by Cause Property

Last Refreshed : 13/07/2016

Organisation: YORK HOUSING ASSOCIATION,

12

Theft (100.00 %)

| Cause | Claim Numbers | Percentage |
|-------|---------------|------------|
| Theft | 1 | 100.00 % |
| | 1 | 100.00 % |

Number of Claims by Cause Property


Last Refreshed : 13/07/2016

Organisation: YORK HOUSING ASSOCIATION,

2012/2013

Housing

02



| Cause | Claim Numbers | Percentage |
|------------------|---------------|------------|
| Malicious Damage | 1 | 50.00 % |
| Theft | 1 | 50.00 % |
| | 2 | 100.00 % |

Number of Claims by Cause Property

Last Refreshed : 13/07/2016

Organisation: YORK HOUSING ASSOCIATION,

12

Theft (100.00 %)

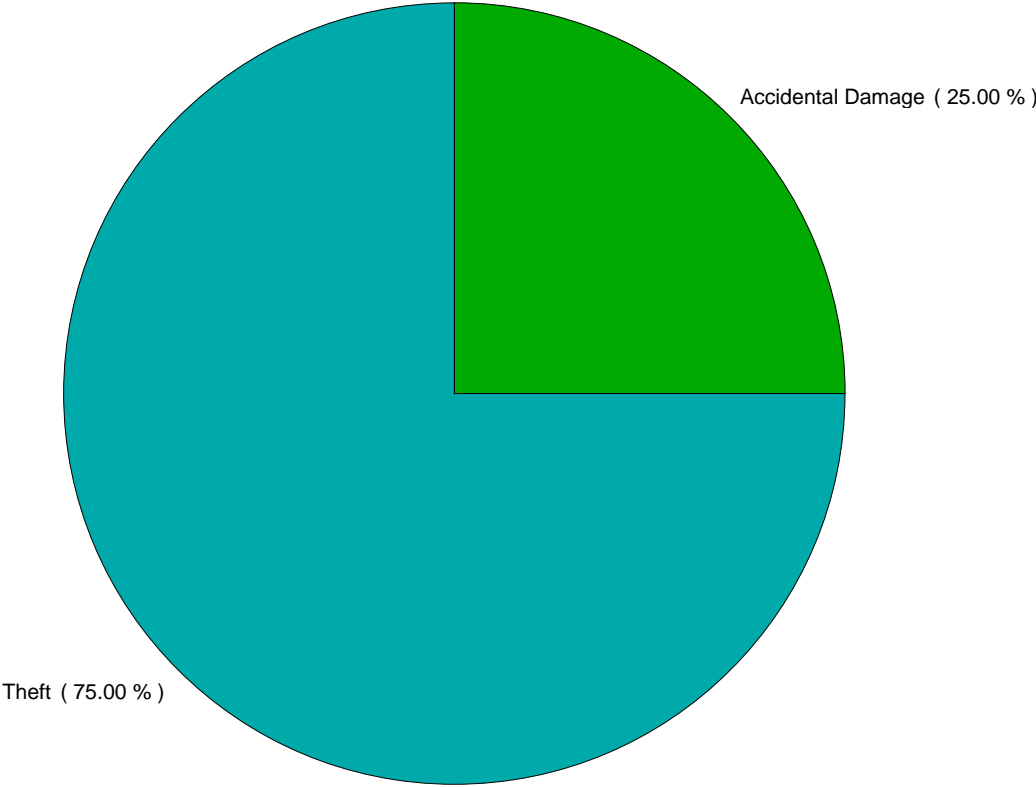
| Cause | Claim Numbers | Percentage |
|-------|---------------|------------|
| Theft | 2 | 100.00 % |
| | 2 | 100.00 % |

Number of Claims by Cause Property

Last Refreshed : 13/07/2016

Organisation: YORK HOUSING ASSOCIATION,

| |
|-----------|
| 2013/2014 |
| Housing |
| 12 |



| Cause | Claim Numbers | Percentage |
|-------------------|---------------|------------|
| Accidental Damage | 1 | 25.00 % |
| Theft | 3 | 75.00 % |
| | 4 | 100.00 % |

Number of Claims by Cause Property

Last Refreshed : 13/07/2016

Organisation: YORK HOUSING ASSOCIATION,

Number of Claims by Cause Property

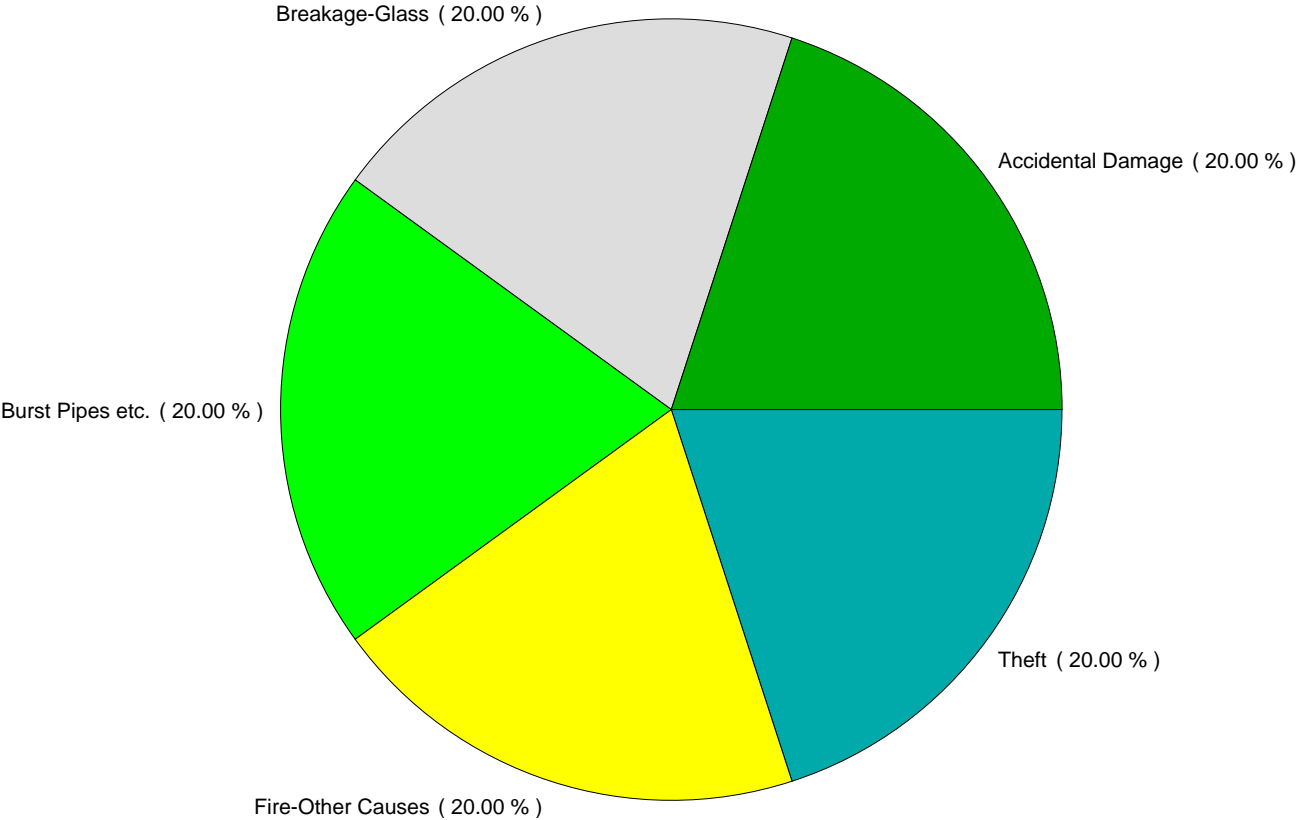
Last Refreshed : 13/07/2016

Organisation: YORK HOUSING ASSOCIATION,

2014/2015

Housing

02



| Cause | Claim Numbers | Percentage |
|-------------------|---------------|------------|
| Accidental Damage | 1 | 20.00 % |
| Breakage-Glass | 1 | 20.00 % |
| Burst Pipes etc. | 1 | 20.00 % |
| Fire-Other Causes | 1 | 20.00 % |
| Theft | 1 | 20.00 % |
| | 5 | 100.00 % |

Number of Claims by Cause Property

Last Refreshed : 13/07/2016

Organisation: YORK HOUSING ASSOCIATION,

12

Theft (100.00 %)

| Cause | Claim Numbers | Percentage |
|-------|---------------|------------|
| Theft | 2 | 100.00 % |
| | 2 | 100.00 % |

Cost of Claims by Cause Property

Last Refreshed : 13/07/2016

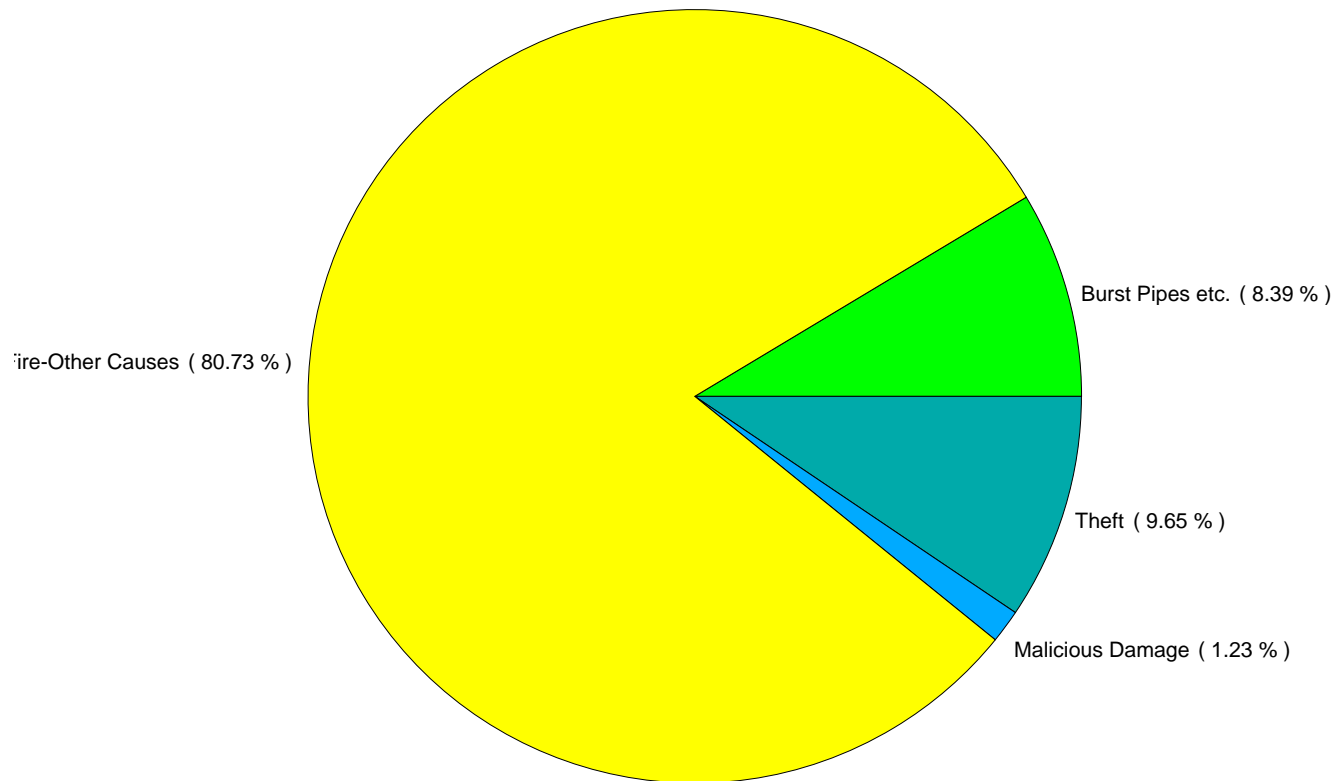
Organisation: YORK HOUSING ASSOCIATION,

2010/2011

Housing

02

| Cause | Cost | Percentage |
|-------------------|------------|------------|
| Burst Pipes etc. | £1,076.20 | 8.39 % |
| Fire-Other Causes | £10,354.85 | 80.73 % |
| Malicious Damage | £158.00 | 1.23 % |
| Theft | £1,237.20 | 9.65 % |
| | £12,826.25 | 100.00 % |



Cost of Claims by Cause Property

Last Refreshed : 13/07/2016

Organisation: YORK HOUSING ASSOCIATION,

12

| Cause | Cost | Percentage |
|---------------|-------|------------|
| Storm/Tempest | £0.00 | #DIV/0 |
| | £0.00 | #DIV/0 |

Cost of Claims by Cause Property

Last Refreshed : 13/07/2016

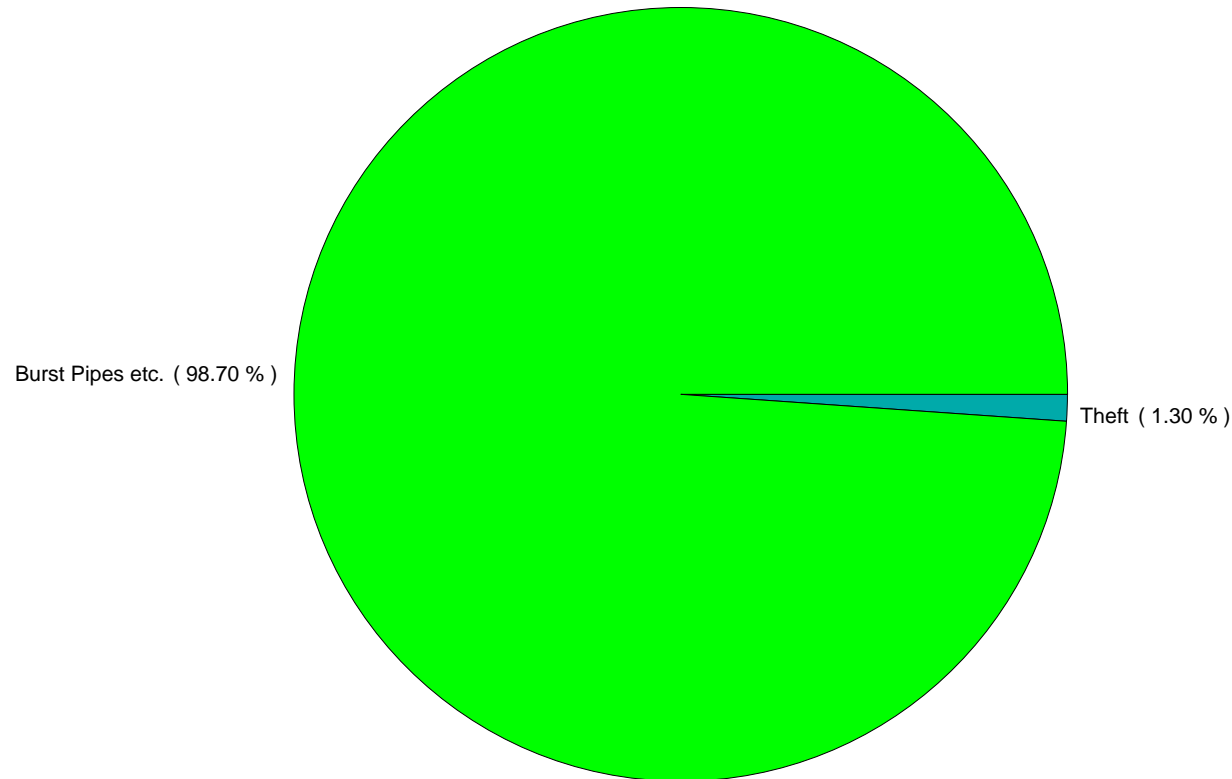
Organisation: YORK HOUSING ASSOCIATION,

2011/2012

Housing

02

| Cause | Cost | Percentage |
|------------------|------------|------------|
| Burst Pipes etc. | £27,910.60 | 98.70 % |
| Malicious Damage | £0.00 | 0.00 % |
| Theft | £368.00 | 1.30 % |
| | £28,278.60 | 100.00 % |




Cost of Claims by Cause Property

Last Refreshed : 13/07/2016

Organisation: YORK HOUSING ASSOCIATION,

| Cause | Cost | Percentage |
|-------|-----------|------------|
| Theft | £1,617.63 | 100.00 % |
| | £1,617.63 | 100.00 % |



Theft (100.00 %)


Cost of Claims by Cause Property

Last Refreshed : 13/07/2016

Organisation: YORK HOUSING ASSOCIATION,

| |
|-----------|
| 2012/2013 |
| Housing |
| 02 |

| Cause | Cost | Percentage |
|------------------|------------|------------|
| Malicious Damage | £0.00 | 0.00 % |
| Theft | £15,224.60 | 100.00 % |
| | £15,224.60 | 100.00 % |




Theft (100.00 %)

Cost of Claims by Cause Property

Last Refreshed : 13/07/2016

Organisation: YORK HOUSING ASSOCIATION,

| Cause | Cost | Percentage |
|-------|-----------|------------|
| Theft | £3,571.53 | 100.00 % |
| | £3,571.53 | 100.00 % |



Theft (100.00 %)

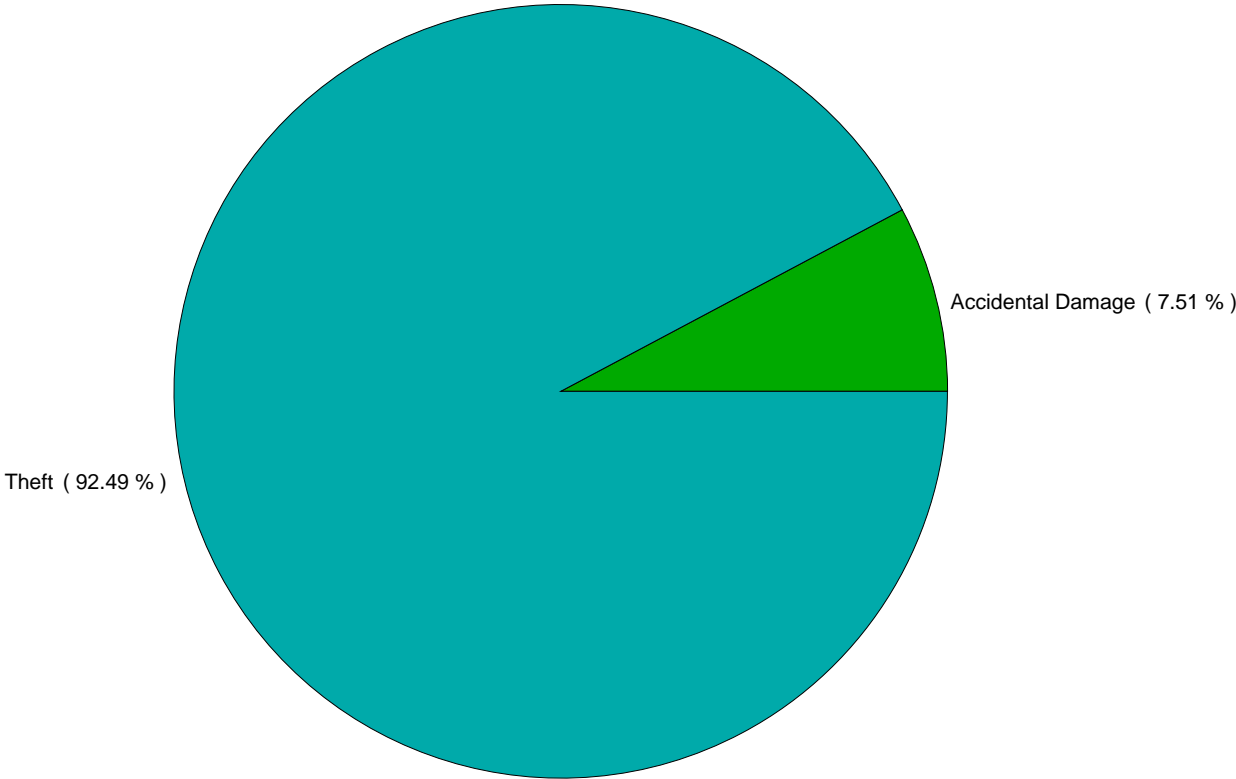
Cost of Claims by Cause Property

Last Refreshed : 13/07/2016

Organisation: YORK HOUSING ASSOCIATION,

| |
|-----------|
| 2013/2014 |
| Housing |
| 12 |

| Cause | Cost | Percentage |
|-------------------|-----------|------------|
| Accidental Damage | £125.00 | 7.51 % |
| Theft | £1,539.06 | 92.49 % |
| | £1,664.06 | 100.00 % |



Cost of Claims by Cause Property

Last Refreshed : 13/07/2016

Organisation: YORK HOUSING ASSOCIATION,

Cost of Claims by Cause Property

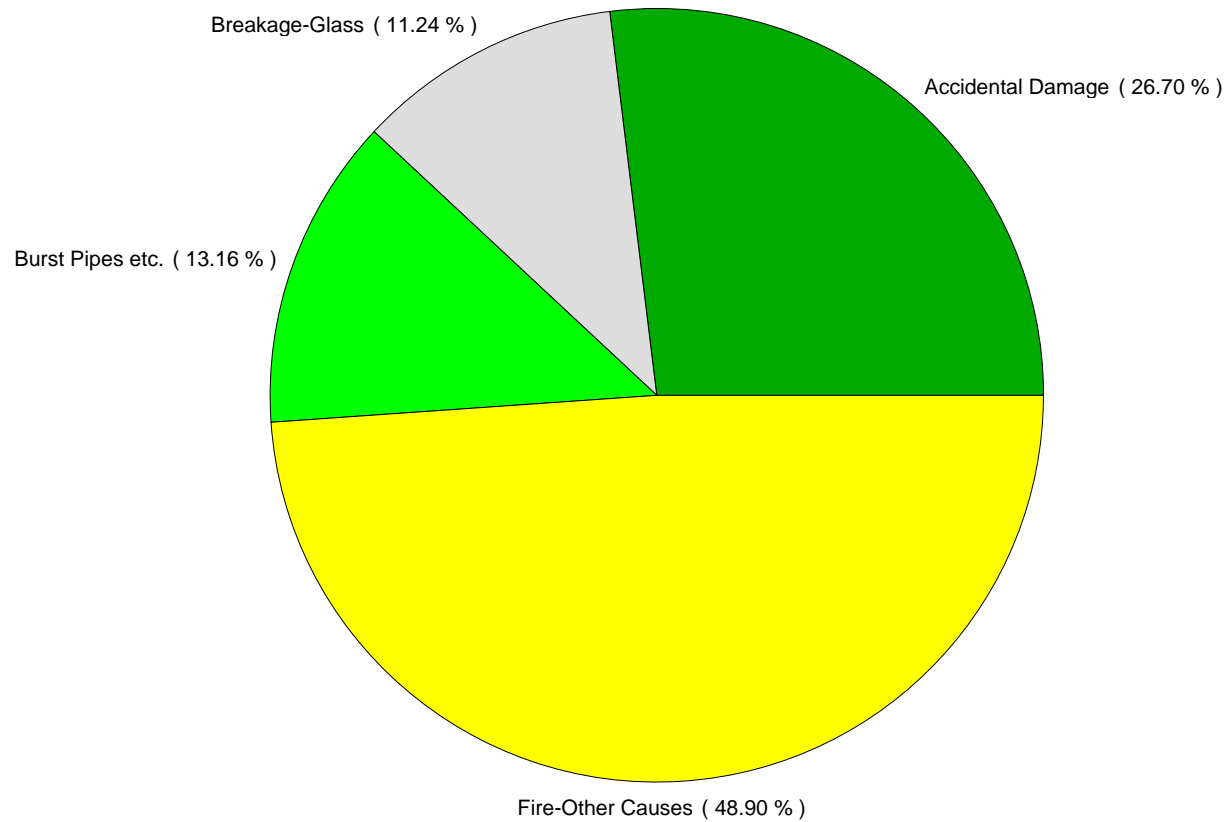
Last Refreshed : 13/07/2016

Organisation: YORK HOUSING ASSOCIATION,

2014/2015

Housing

02




| Cause | Cost | Percentage |
|-------------------|------------|------------|
| Accidental Damage | £10,956.22 | 26.70 % |
| Breakage-Glass | £4,612.13 | 11.24 % |
| Burst Pipes etc. | £5,401.40 | 13.16 % |
| Fire-Other Causes | £20,064.26 | 48.90 % |
| Theft | £0.00 | 0.00 % |
| | £41,034.01 | 100.00 % |

Cost of Claims by Cause Property

Last Refreshed : 13/07/2016

Organisation: YORK HOUSING ASSOCIATION,

| Cause | Cost | Percentage |
|-------|-----------|------------|
| Theft | £1,884.22 | 100.00 % |
| | £1,884.22 | 100.00 % |

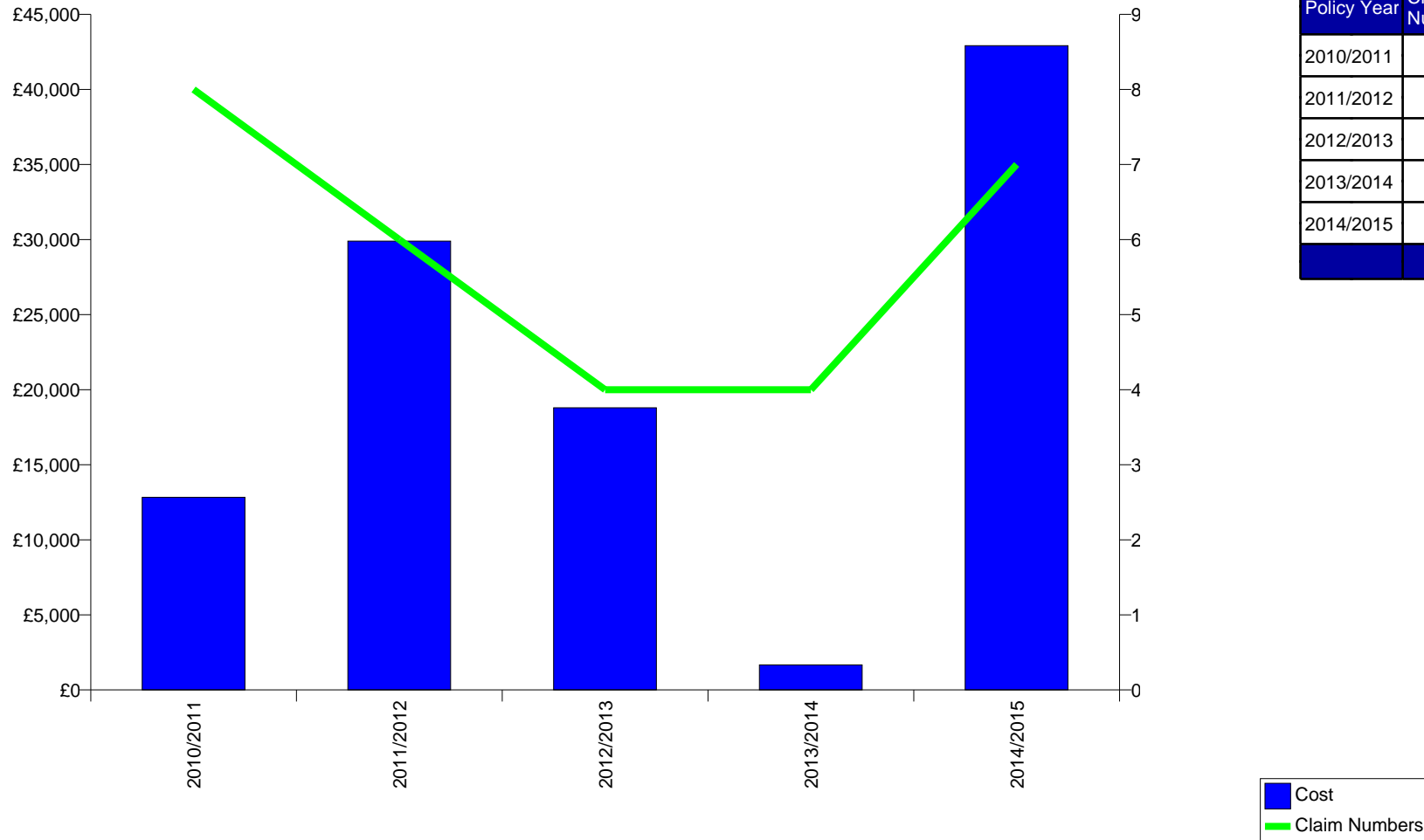


Theft (100.00 %)

Number/Cost of Claims by Policy Year Property

Last Refreshed : 13/07/2016

Organisation: YORK HOUSING ASSOCIATION.



| Policy Year | Claim Numbers | Percentage | Cost | Percentage |
|-------------|---------------|------------|-------------|------------|
| 2010/2011 | 8 | 27.59 % | £12,826.25 | 12.09 % |
| 2011/2012 | 6 | 20.69 % | £29,896.23 | 28.18 % |
| 2012/2013 | 4 | 13.79 % | £18,796.13 | 17.72 % |
| 2013/2014 | 4 | 13.79 % | £1,664.06 | 1.57 % |
| 2014/2015 | 7 | 24.14 % | £42,918.23 | 40.45 % |
| | 29 | 100.00 % | £106,100.90 | 100.00 % |

Public Liability Claims Listing by Policy Year

YORK HOUSING ASSOCIATION,

Public Liability Claims Listing by Policy Year

Last Refreshed : 13/07/2016

| Cust Reference | Claim Number | Accident Date | Notification Date | Days between accident and notification date | Claimant | Litigation | Location | Description | Status | Settlement Date | Settlement Description | Total Outstanding | Total Paid | Total Cost |
|----------------|--------------|---------------|-------------------|---|----------|------------|----------|-------------|--------|-----------------|------------------------|-------------------|------------|------------|
| | 0 | | | | | | | | | | | | | |

Number/Cost of Claims by Policy Year

Public Liability

Last Refreshed : 13/07/2016

Organisation: YORK HOUSING ASSOCIATION.

| Policy Year | Claim Numbers | Percentag e | Cost | Percentag e |
|-------------|------------------|----------------|------|----------------|
| | | | | |

Outstanding Claims Listing by Class of Business

Last Refreshed : 13/07/2016

Organisation:

Outstanding Claims Listing by Days Outstanding

Last Refreshed : 13/07/2016

| |
|--|
| |
|--|

| |
|--|
| |
|--|

| Customer Reference | Claim Number | Notification Date | Accident Date | Days between incident & notification dates | Claimant | Litigation | Location | Description | Status | Current Position | Total Outstanding | Total Paid | Total Cost |
|--------------------|--------------|-------------------|---------------|--|----------|------------|----------|-------------|--------|------------------|-------------------|------------|------------|
|--------------------|--------------|-------------------|---------------|--|----------|------------|----------|-------------|--------|------------------|-------------------|------------|------------|

Outstanding Claims Listing by Days Outstanding

Last Refreshed : 13/07/2016

| |
|--|
| |
|--|

| |
|--|
| |
|--|

| Customer Reference | Claim Number | Notification Date | Accident Date | Days between incident & notification dates | Claimant | Cause | | Description | Status | Total Outstanding | Total Paid | Total Cost |
|--------------------|--------------|-------------------|---------------|--|----------|-------|--|-------------|--------|-------------------|------------|------------|
|--------------------|--------------|-------------------|---------------|--|----------|-------|--|-------------|--------|-------------------|------------|------------|

Zurich Municipal
Zurich House
2 Gladiator Way
Farnborough
GU14 6GB
England

Telephone 0870 241 8050
Fax 01252 370404
www.zurichmunicipal.com

Zurich Municipal is a trading name of
Zurich Insurance plc.

A public limited company incorporated in
Ireland. Registration No. 13460.
Registered Office: Zurich House,
Ballsbridge Park, Dublin 4, Ireland.
UK Branch registered in England and
Wales. Registration No. BR7985.
UK Branch Head Office: The Zurich Centre,
3000 Parkway, Whiteley, Fareham,
Hampshire PO15 7JZ.

Zurich Insurance plc is authorised by the Central Bank
of Ireland and subject to limited regulation
by the Financial Conduct Authority. Details about
the extent of our regulation by the Financial
Conduct Authority are available from us on request.

These details can be checked on the FCA's Financial
Services register via their website www.fca.org.uk
or by contacting them on 0800 111 6768.
Our FCA Firm Reference Number is 203093.