Do not scale this drawing or associated computer digital data, and use figured dimensions only.
All dimensions are in millimetres and levels in metres unless noted otherwise.
All dimensions should be checked on site prior to works commencing.
Any discrepancies or items where dimensions cannot be determined should be reported to KSS.
Revision clouds on drawing refer to changes against previous revision.

REVISIONS

REV	DATE	DESCRIPTION	DRWN	CHKD
P01	21.04.21	PRELIMINARY ISSUE	KI	KI
P02	27.04.21	PRELIMINARY ISSUE	KI	KI

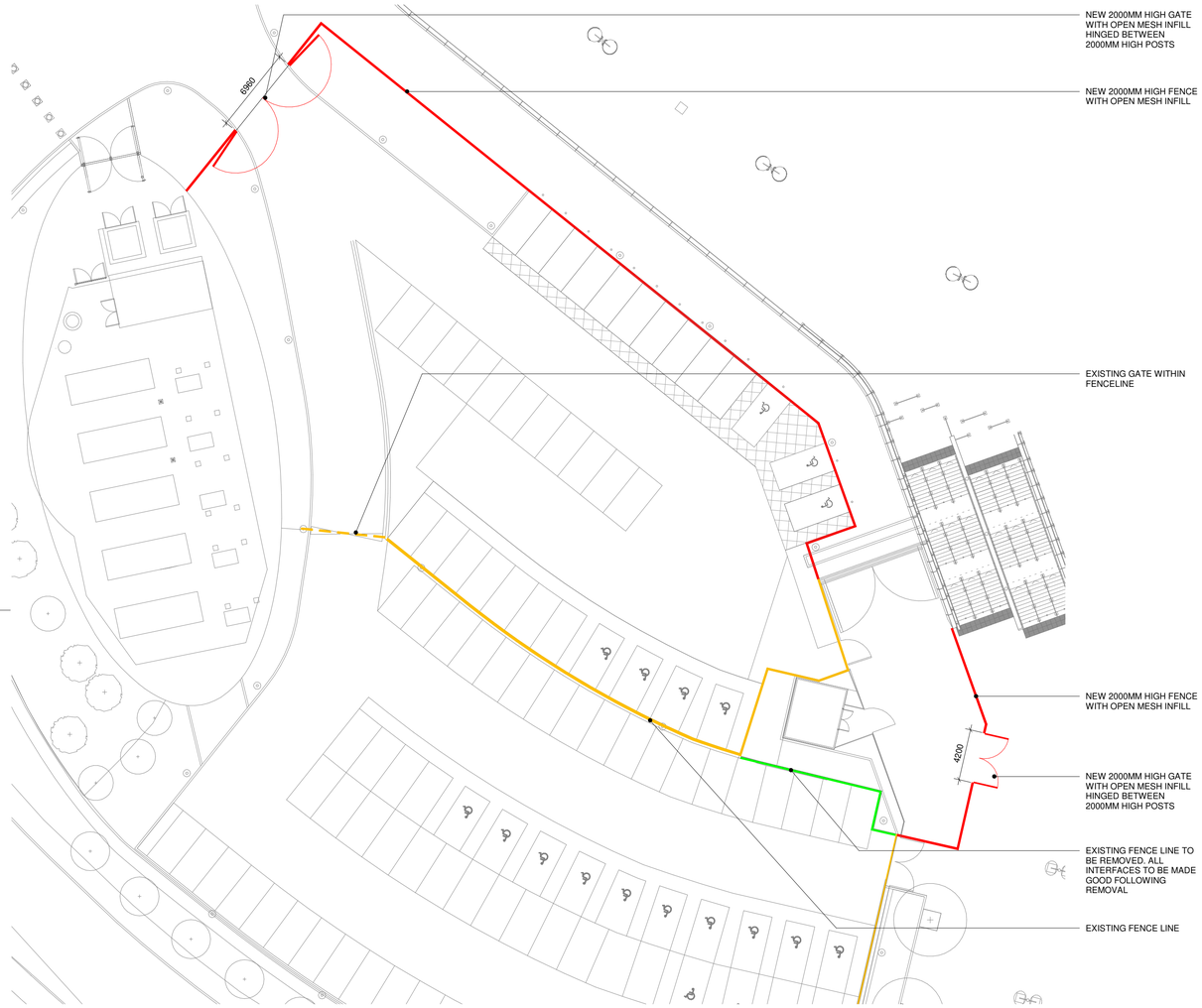

1 PLAN

FENCE LINE SOUTH WEST WORKFORCE ENTRANCE 1 : 250

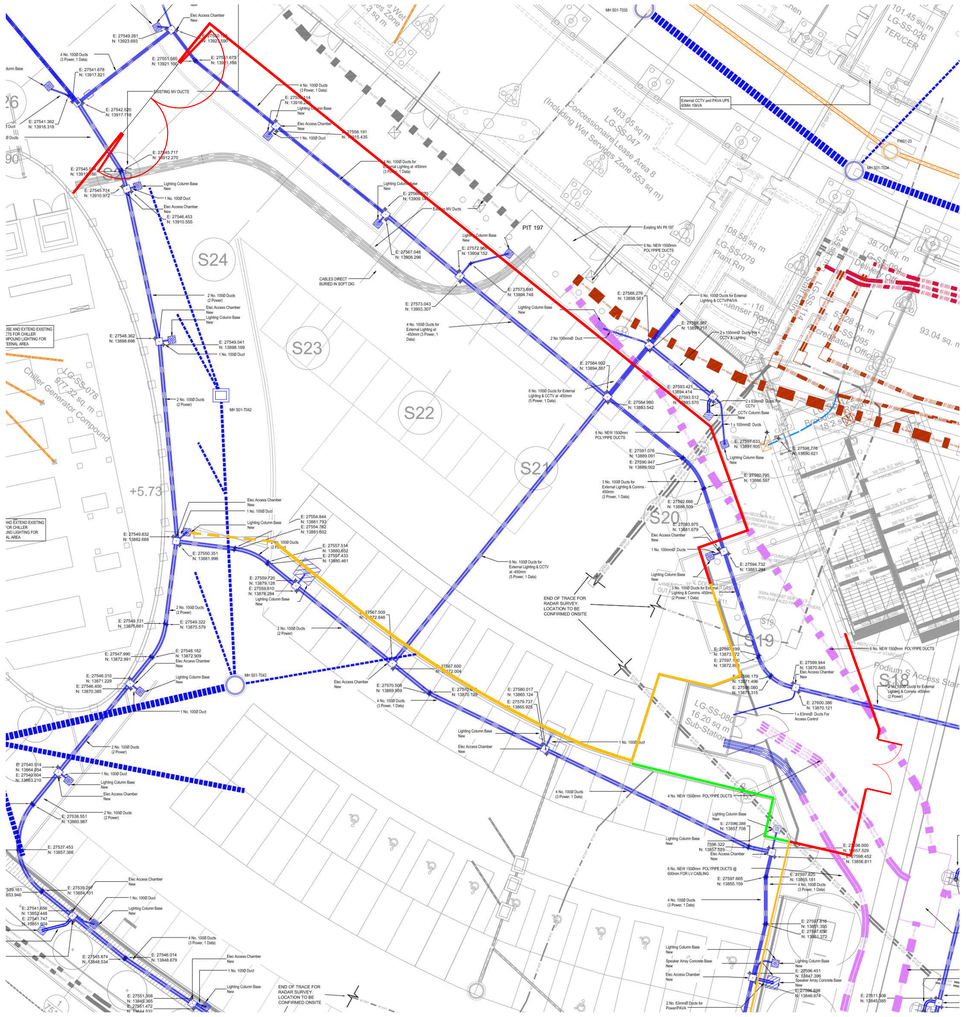

2 PLAN

FENCE LINE SOUTH WEST WORKFORCE ENTRANCE - BELOW GROUND SERVICES UNDERLAY FOR REFERENCE 1 : 250

GENERAL NOTES AND LEGEND

NOTE:
DIMENSIONS TO BE VERIFIED ON SITE, WIDTH OF FENCE LINE SUBJECT TO ON SITE SURVEY OF EXISTING FENCELINE DIMENSIONS AND AS BUILT ROAD WIDTHS

GATE AND FENCE SYSTEM GALVANIZED AND PPC FINISHED BLACK TO MATCH EXISTING ADJACENT FENCING

FOR WELD MESH DETAILS GENERALLY REFER TO:
LC419-STA-LHD-L-DDE-904-7513
LC419-STA-LHD-L-DDE-904-7514
FOR GATE DETAILS GENERALLY REFER TO:
LC419-STA-LHD-L-DDE-904-7515

TO BE READ IN CONJUNCTION WITH NBS SPECIFICATION:
LC419-STA-LAN-L-SPE-904-7713

GATE TO **NBS Q40/570A**
OPEN MESH FENCE TO **NBS Q40/126A**

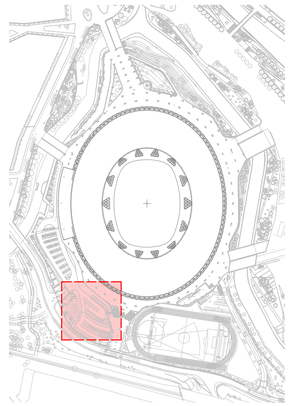

KEY PLAN

SCALE
0m 2.5 5 12.5 25

KSS
London 1 James Street London W1U 1DR
Kent 7 Bligh's Walk Sevenoaks TN13 1DB
KSSGROUP.COM T+44(0)20 7907 2222

CLIENT
LONDON STADIUM

PROJECT
LONDON STADIUM

DRAWING TITLE
SECURITY FENCE LINE - SOUTH WEST WORKFORCE ENTRANCE

DRAWING DATA & REFERENCE

Scale	Sheet Format	Drawn By	Date Drawn
As indicated	@ A1	KI	21.04.21
File Ref		Checked By	Date Checked
17800-KSS-MA-M3-A-0001		KI	27.04.21
Status		Suitability	Revision
PRELIMINARY		S0	P02

Project Ref.	Originator	Zone	Level	Type	Role	Series & Sequence
17800	KSS	ZZ	ZZ	DR	A	FL-001

All rights reserved. KSS asserts its rights under the Copyright, Designs and Patents Act 1988. (Unless otherwise agreed in writing).