

WOODBIDGE TOWN COUNCIL – SUFFOLK

Introduction



Woodbridge is a small market town situated adjacent to the river Deben in the county of Suffolk, with a resident population of 10,000 people. The A12 trunk road provides excellent access, making the town a tourist gateway to coastal areas of outstanding natural beauty, including the nearby heritage site of Sutton Hoo Treasure.



The Town Council is responsible for the provision and maintenance of leisure amenities, with a recent inspection self-identifying the need for remedial works to flooring areas around items of play equipment located at Kingston Field and Elmhurst Park. The chosen solution will need to be both environmentally friendly and installed in a manner which will provide longevity. Any arisings are to be appropriately dispersed in the immediate vicinity, preferably used as a top dressing for grass.



Identified issues have been prioritised as primary for those which must be remediated for compliance and secondary for those which could be included, to benefit from economies of scale.



The tables below, contain key details for each item considered within scope.


Kingston Field – IP12 4BA



<u>Item 1</u> “Arch”		
Prioritisation	Primary	
Equipment Dimensions	2.45 metres x 0.75 metres	
Fall Height	Maximum drop from underside of Arch to current ground floor level is 2.3 metres. Intended use less than 1.5 metres	
Surrounding Area	There is no vegetation with compacted and eroded soil immediately around the play equipment extending to approximately 7.7 metres x 6.5 metres	
Current ground conditions		



<u>Item 2</u>		
Prioritisation	Primary	
Equipment Dimensions	3.9metres x 1.8 metres (Note each end is offset by 1.2 metres creating a parrellogram footprint)	
Fall Height	Maximum drop from play equipment to ground floor level is 2.1metres. Drop from intended use is 0.6metres	
Surrounding Area	There is no vegetation with compacted and eroded soil immeadiately around the play equipment extending to approximately 6.5 metres x 8 metres	
Current ground conditions		

<u>Item 3</u> “Multi-play area”		
Prioritisation	Primary	
Equipment Dimensions	9.8 metres x 6.4 metres	
Fall Height	Drop from intended use is 1.5 Metres	
Surrounding Area	There is no vegetation with compacted and eroded soil immeadiately around the play equipment extending to approximately 13 metres x 8 metres	
Current ground conditions	Concrete foundations are now exposed. 	

<u>Item 4</u> “Birdsnest Swing”		
Prioritisation	Secondary	
Equipment Dimensions	N/A	
Fall Height	Less than 1.3 metres if used as intended	
Surrounding Area	There is a plastic grid system preventing erosion. There is some evidence of ground movement, with the separation of grid joints. The grid covers an area 6 metres x 6 metres	
Current ground conditions		

<u>Item 5</u> “Sprung Seesaw”		
Prioritisation	Secondary	
Equipment Dimensions	2.9 metres x 0.95 metres	
Fall Height	Less than 1.3 metres if used as intended	
Surrounding Area	An astroturf style carpet 6.5 metres x 3.5 metres	
Current ground conditions	As photo above	


Item 6 “Zipwire”		
Prioritisation	Secondary	
Equipment Dimensions	N/A	
Fall Height	Less than 1.5 metres if used as intended	
Surrounding Area	Large format rubber tiles extend 1 metre x 21 metres to form a runway, with an additional area 3metres x 3 metres around the intended stop point.	
Current ground conditions		


Item 7 “Integrated Roundabout”		
Prioritisation	Secondary	
Equipment Dimensions	N/A	
Fall Height	Less than 1.3 metres if used as intended	
Surrounding Area	A previously installed rubber flooring, starting to show four areas of degradation and would benefit from maintenance. The most significant issue is captured below	
Current ground conditions		

Kingston Field has good vehicular access via a secured 11ft gate located at the Northern most tip. Access to the dedicated play area is across the grass playfield and via a secured 9ft gate located on its southwest perimeter. Facilities including toilets and a cafe from are available within the sports pavilion.

5

Item 9 “Spinner”	
Prioritisation	Secondary
Equipment Dimensions	N/A
Fall Height	Less than 1.3 metres if used as intended
Surrounding Area	0.5metre rubber tiles, covering a maximum area of 3.5 metres by 3.5metres
Current ground conditions	

Item 10 “2x Spring seesaws”	
Prioritisation	Secondary
Equipment Dimensions	N/A
Fall Height	Less than 1.3 metres if used as intended
Surrounding Area	0.6 metre rubber tiles covering two areas at 2.4 Metres x 1.8 Metres each
Current ground conditions	As Above

Item 11 “Park Bench”	
Prioritisation	Secondary
Equipment Dimensions	1.8 Metres Long
Fall Height	N/A
Surrounding Area	2 metres x 0.6 metres
Current ground conditions	Eroded soil

Additional Information

Kingston Field has a vehicular access point with a 9ft width restriction, adjacent to the point marked **X**. Serviceable Public Conveniences are located in an area of the public carpark and a range of shops are within easy walking distance.

