


Strip Section A

1 : 10

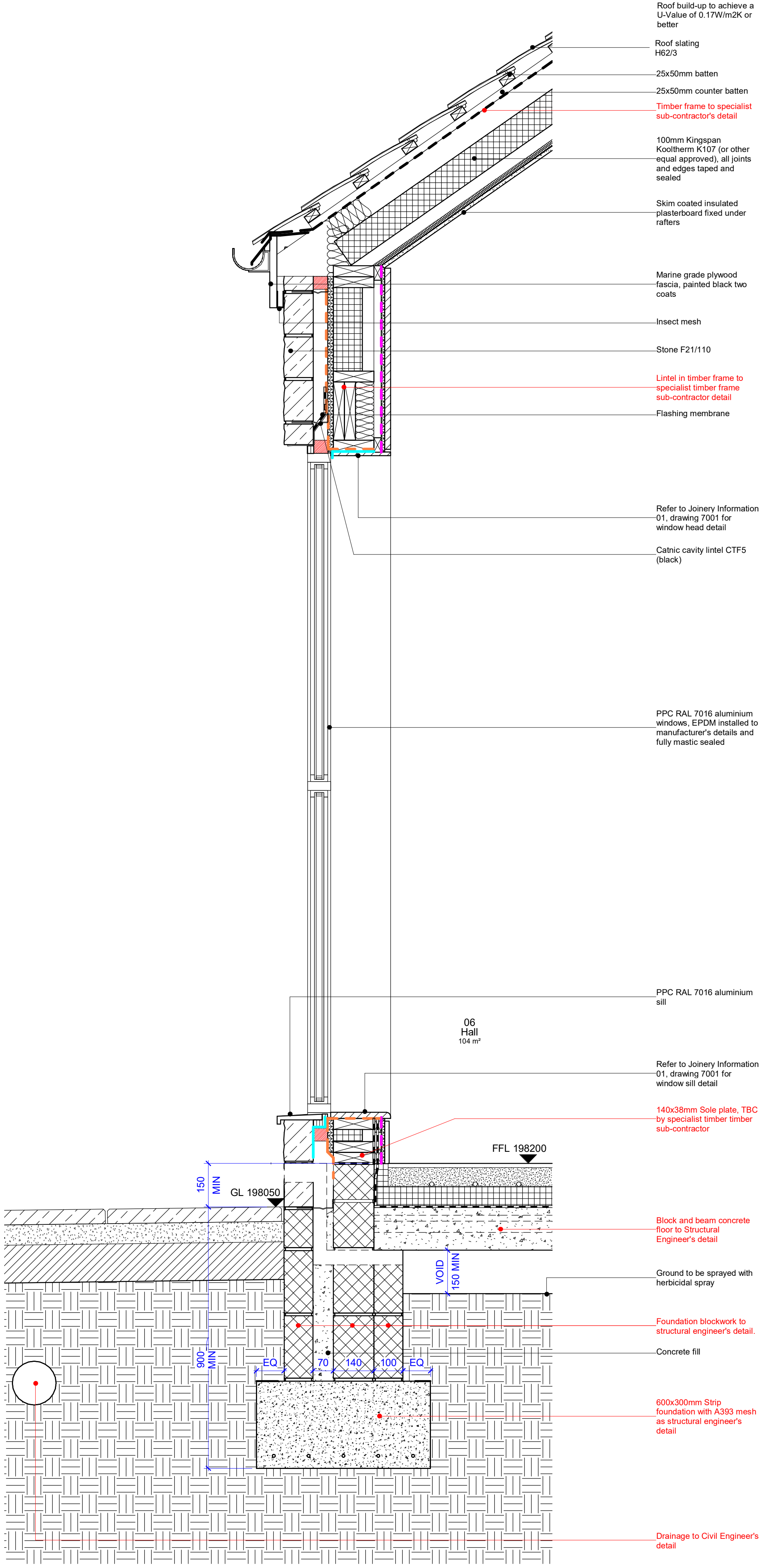


FFL 198200

GL 198050

Strip Section B

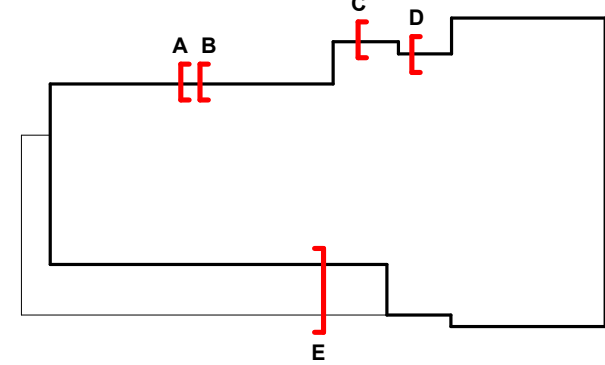
1 : 10



© d3-associates  
This drawing is the subject of copyright which vests in d3-associates. It is an infringement of copyright to reproduce this drawing, by whatever means, including electronic, without the express written consent of d3-associates which reserves all its rights.

d3-associates asserts its rights to be identified as the author of this design. All drawings, images and models are subject to the Copyright, Designs & Patents Act 1988.

- Responsibility is not accepted for errors made by others in scaling from this drawing. All construction information should be taken from figured dimensions only
- Report errors & omissions to d3-associates
- Check all dimensions on site
- To be read in conjunction with Health and Safety plan and all relevant risk assessments



Rev	Description	Issued	Checked	Date
P01	Draft Tender Issue	TY	MD	03/12/21
P02	Draft Tender Issue following structural / civils input	TY	MD	17/12/21
P03	Tender Issue	TY	MD	17/01/22

Purpose of issue  
Issued for tender

Project Information  
Chinley, Buxworth& Brownside Parish Council  
Chinley Community Centre

Drawing Information

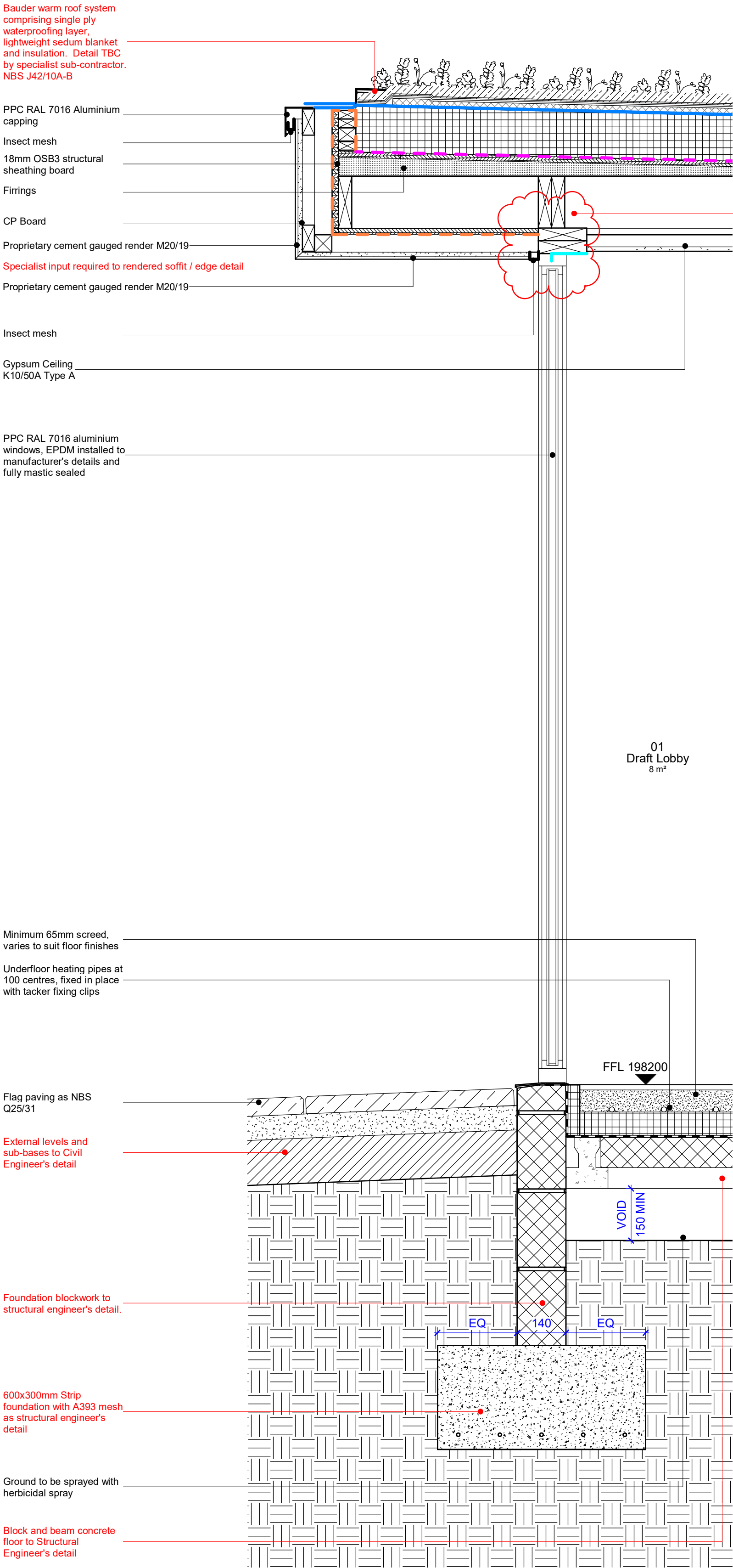
Strip Sections A+B

Project ID	Originator	Zone	Level	Type	Role	Drawing No.
CHIN	D3A	00	XX	DR	A	3901
Project No.	Drawn	Scale @ A1	Status	Revision		
1607	TY	As indicated	D2	P03		

d3associates  
ENERGY & ARCHITECTURE

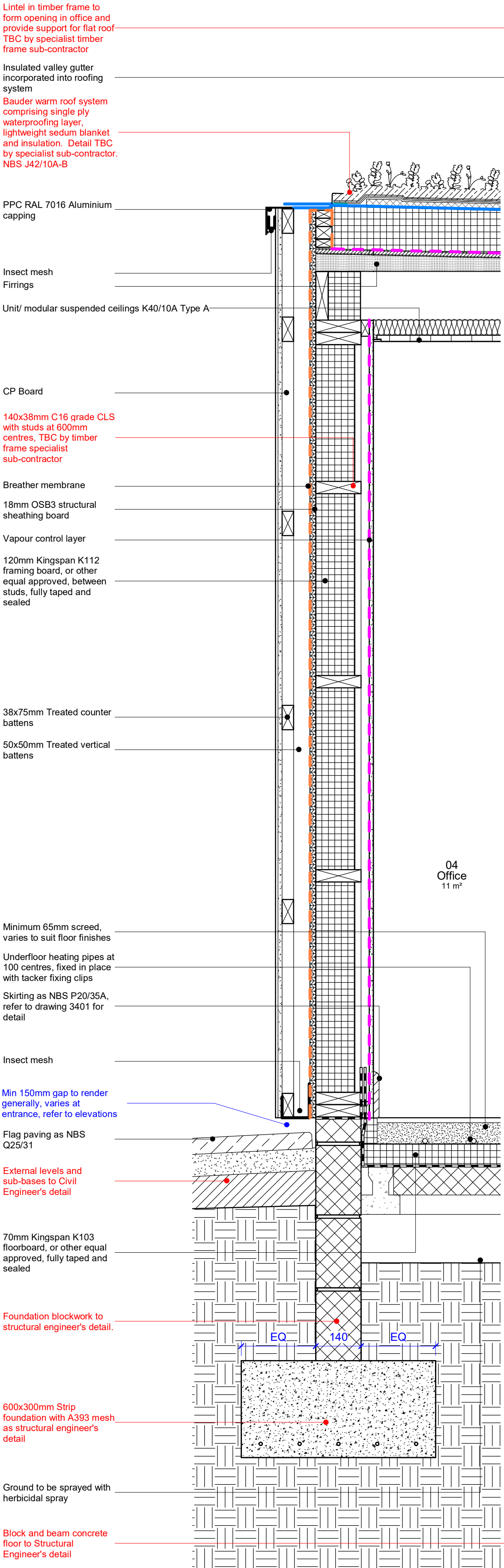
info@d3-associates.co.uk  
www.d3-associates.co.uk






Strip Section D

1 : 10



Strip Section C

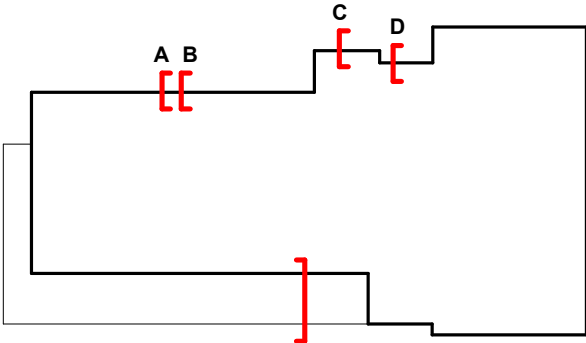
1 : 10



© d3-associates  
This drawing is the subject of copyright which vests in d3-associates. It is an infringement of copyright to reproduce this drawing, by whatever means, including electronic, without the express written consent of d3-associates which reserves all its rights.

d3-associates asserts its rights to be identified as the author of this design. All drawings, images and models are subject to the Copyright, Designs & Patents Act 1988.

- Responsibility is not accepted for errors made by others in scaling from this drawing. All construction information should be taken from figured dimensions only
- Report errors & omissions to d3-associates
- Check all dimensions on site
- To be read in conjunction with Health and Safety plan and all relevant risk assessments



Rev	Description	Issued	Checked	Date
P01	Draft Tender Issue	TY	MD	03/12/21
P02	Draft Tender Issue following structural / civils input	TY	MD	17/12/21
P03	Tender Issue	TY	MD	17/01/22

Purpose of issue

Issued for tender

Project Information

Chinley, Buxworth & Bronside Parish Council

Chinley Community Centre

Drawing Information

## Strip Sections C+D

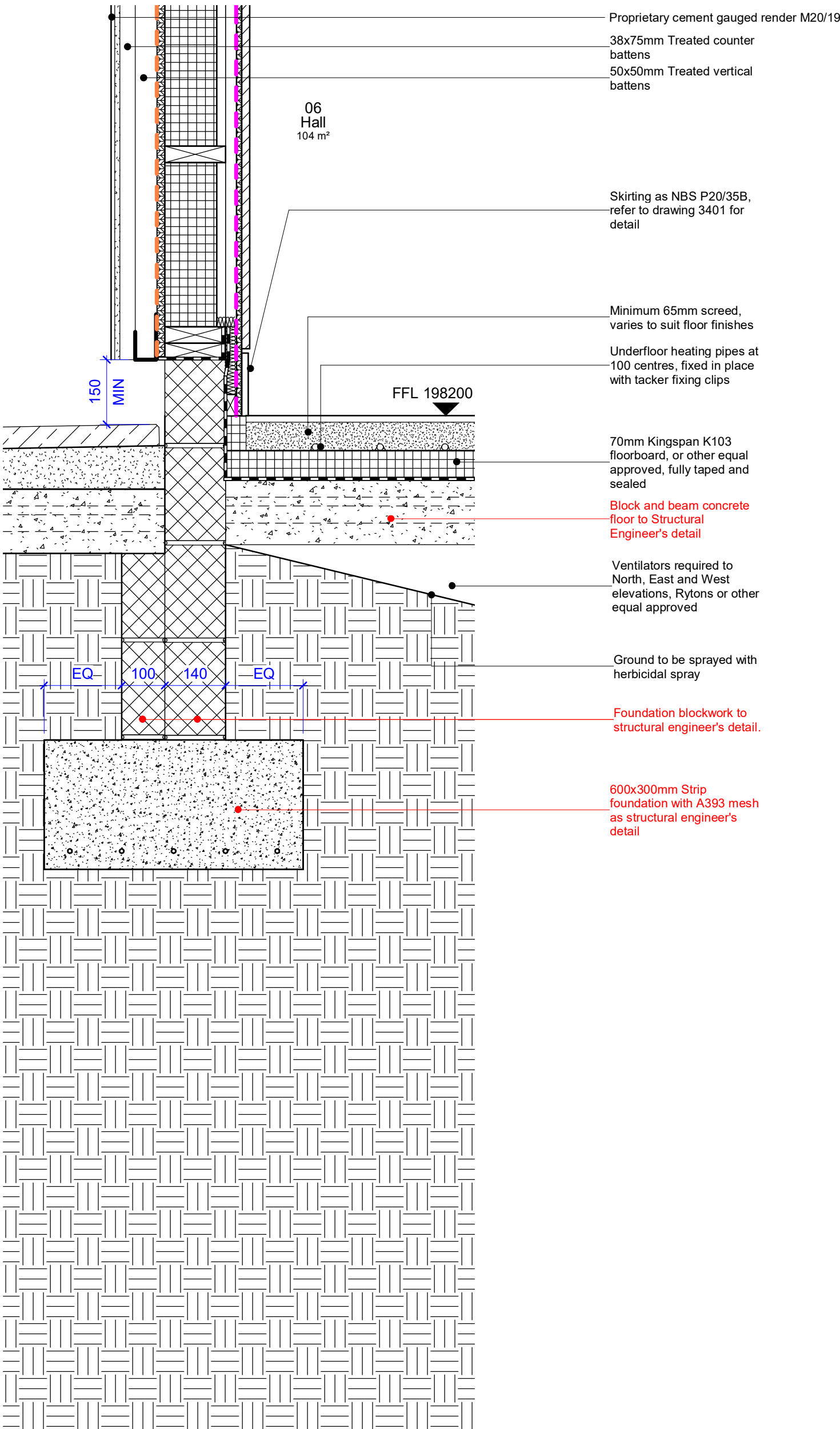
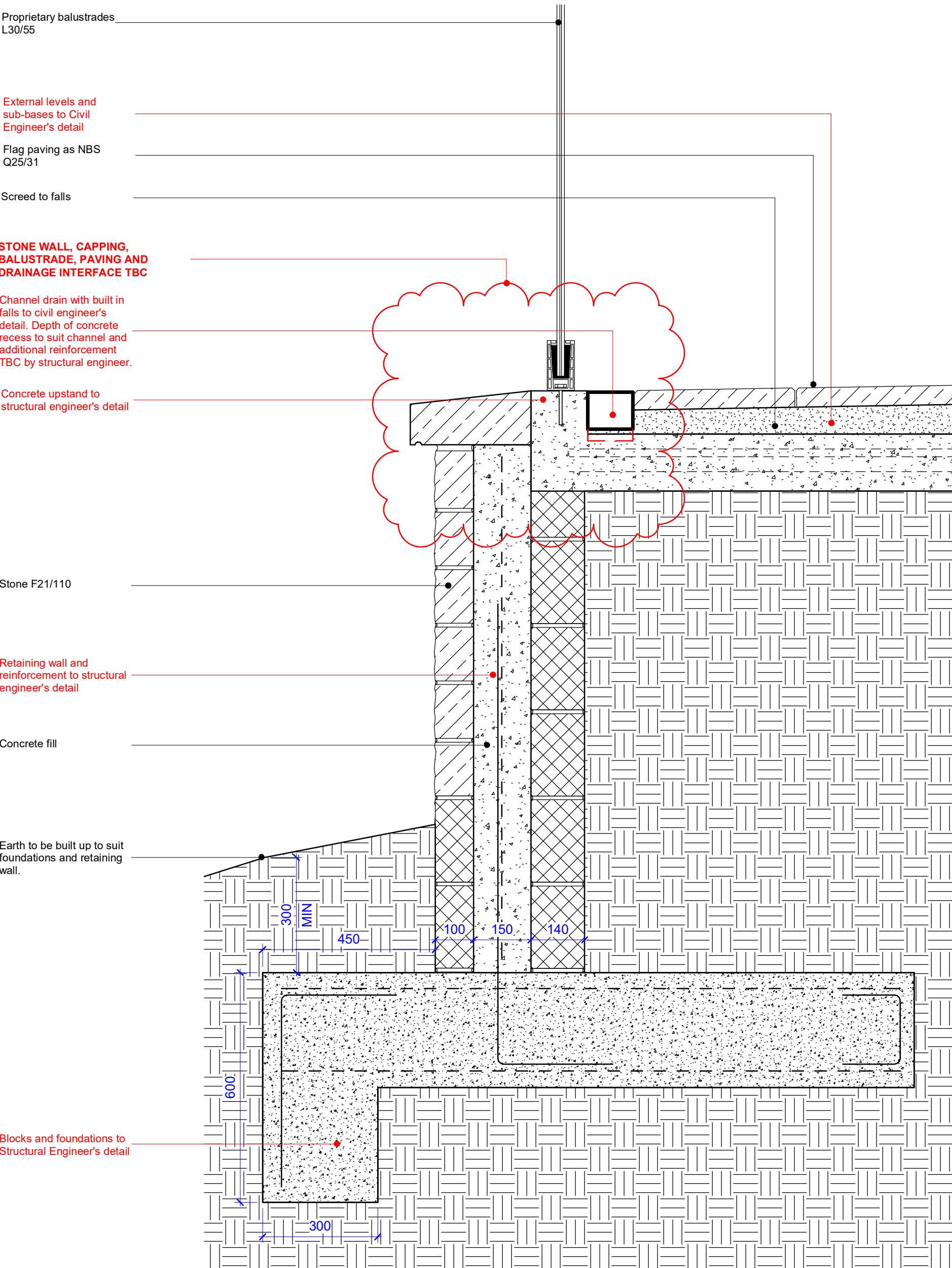
Project ID	Originator	Zone	Level	Type	Role	Drawing No.
CHIN	D3A	00	XX	DR	A	3902

Project No.	Drawn	Scale @ A1	Status	Revision
1607	TY	As indicated		

D2 P03

d3associates  
ENERGY & ARCHITECTURE

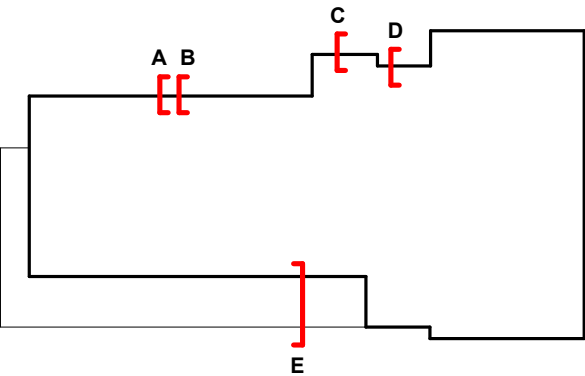
info@d3-associates.co.uk  
www.d3-associates.co.uk



© d3-associates  
This drawing is the subject of copyright which vests in d3-associates. It is an infringement of copyright to reproduce this drawing, by whatever means, including electronic, without the express written consent of d3-associates which reserves all its rights.

d3-associates asserts its rights to be identified as the author of this design. All drawings, images and models are subject to the Copyright, Designs & Patents Act 1988.

- Responsibility is not accepted for errors made by others in scaling from this drawing. All construction information should be taken from figured dimensions only
- Report errors & omissions to d3-associates
- Check all dimensions on site
- To be read in conjunction with Health and Safety plan and all relevant risk assessments



Refer to BDN information for detail on retaining wall, mesh/bar reinforcement, foundations and ground bearing slab

Rev	Description	Issued	Checked	Date
P01	Draft Tender Issue	TY	MD	03/12/21
P02	Tender Issue	TY	MD	17/01/22

Purpose of Issue

Issued for tender

Project Information

Chinley, Buxworth& Brownside Parish Council

Chinley Community Centre

Drawing Information

## Strip Section E

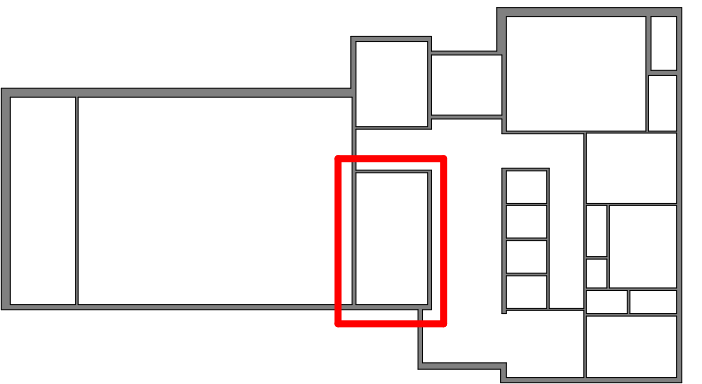
Project ID	Originator	Zone	Level	Type	Role	Drawing No.
CHIN	D3A	00	XX	DR	A	3903
Project No.	Drawn	Scale @ A2	Status	Revision		
1607	TY	As indicated			D2 P02	

d3associates  
ENERGY & ARCHITECTURE

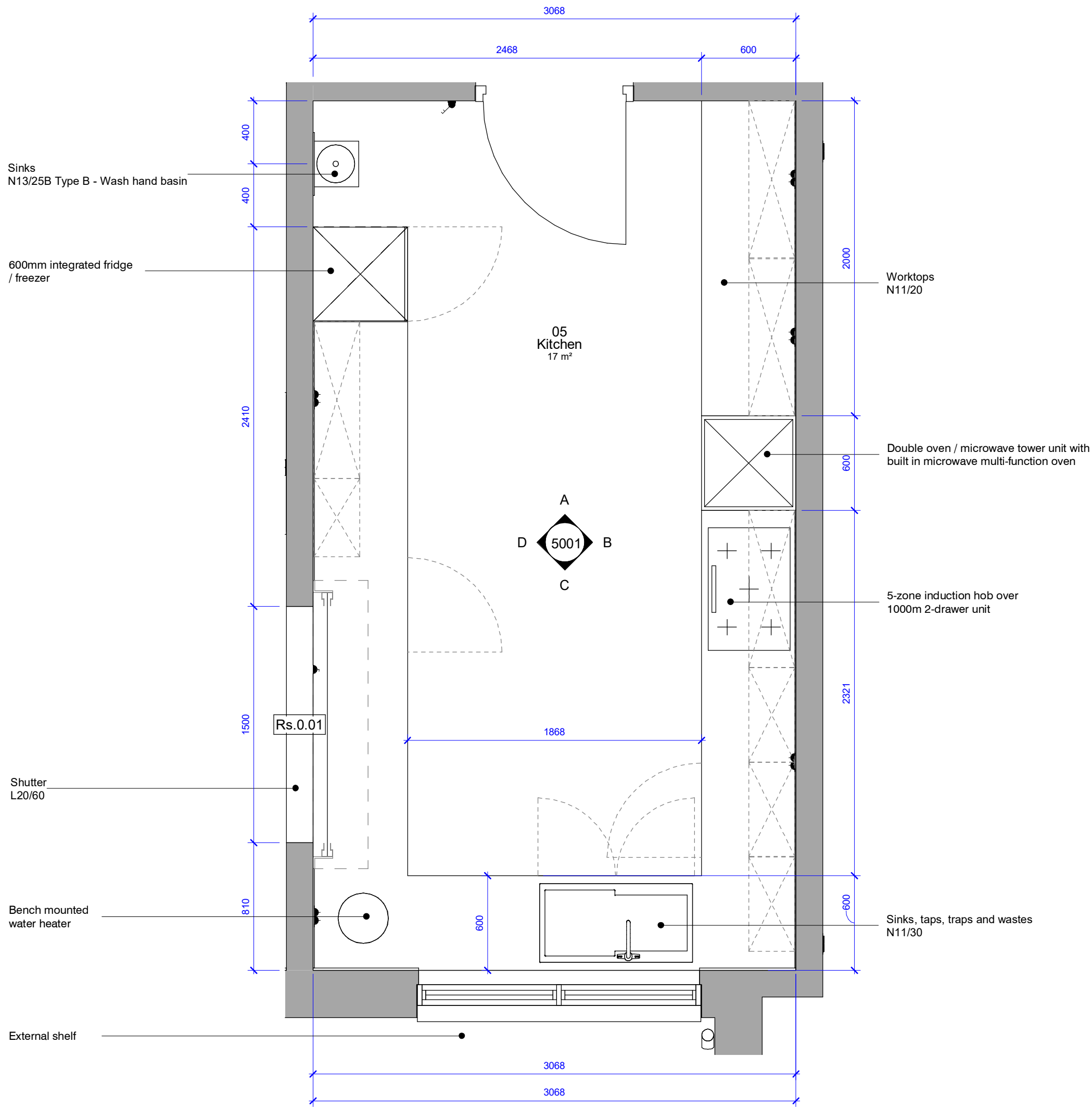
info@d3-associates.co.uk  
www.d3-associates.co.uk



- Responsibility is not accepted for errors made by others in scaling from this drawing. All construction information should be taken from figured dimensions only
- Report errors & omissions to d3-associates
- Check all dimensions on site
- To be read in conjunction with Health and Safety plan and all relevant risk assessments

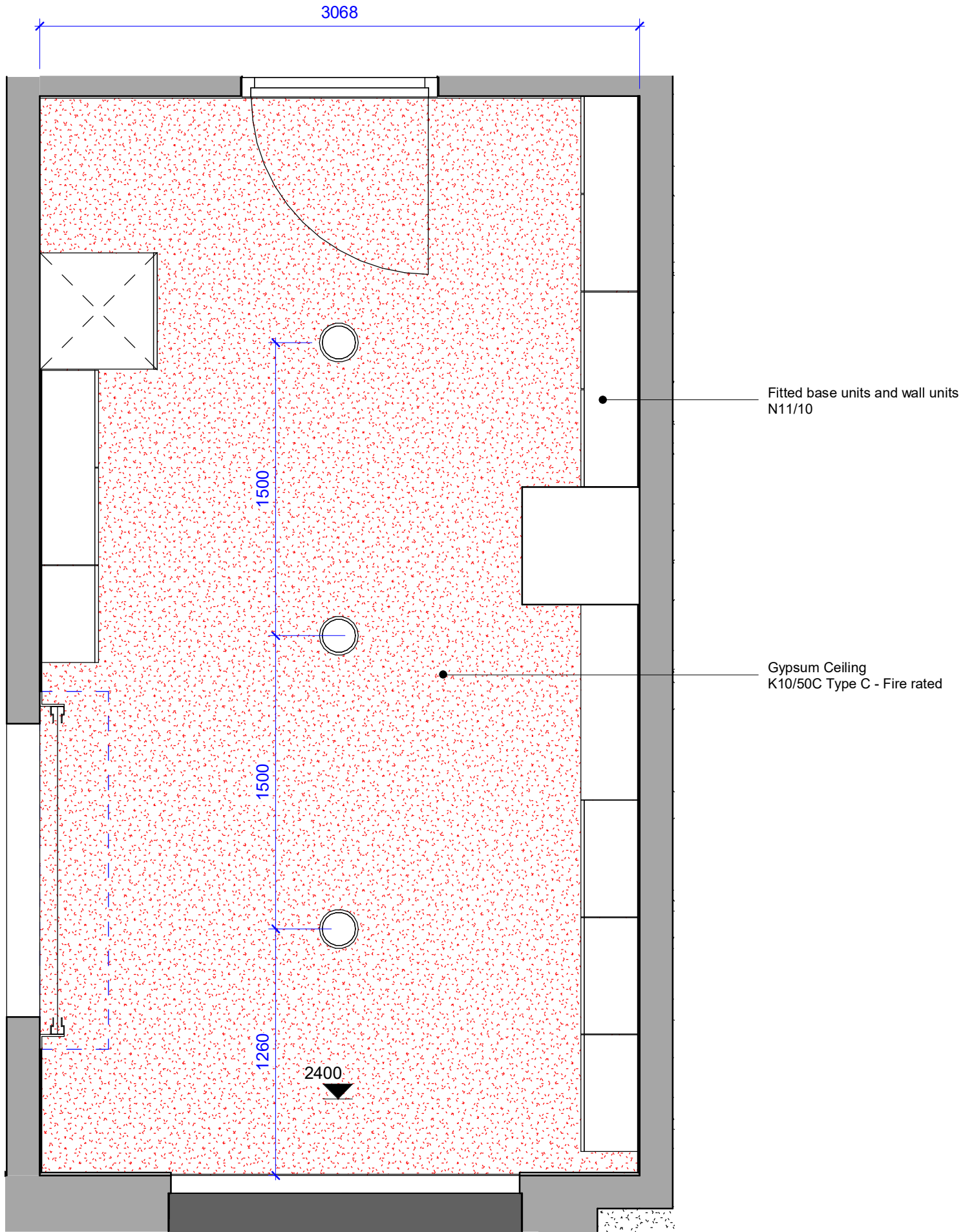


REFER TO NBS:  
- N11/10 FOR FITTED WALL AND BASED UNITS  
- N11/40 FOR APPLIANCE SPECIFICATIONS



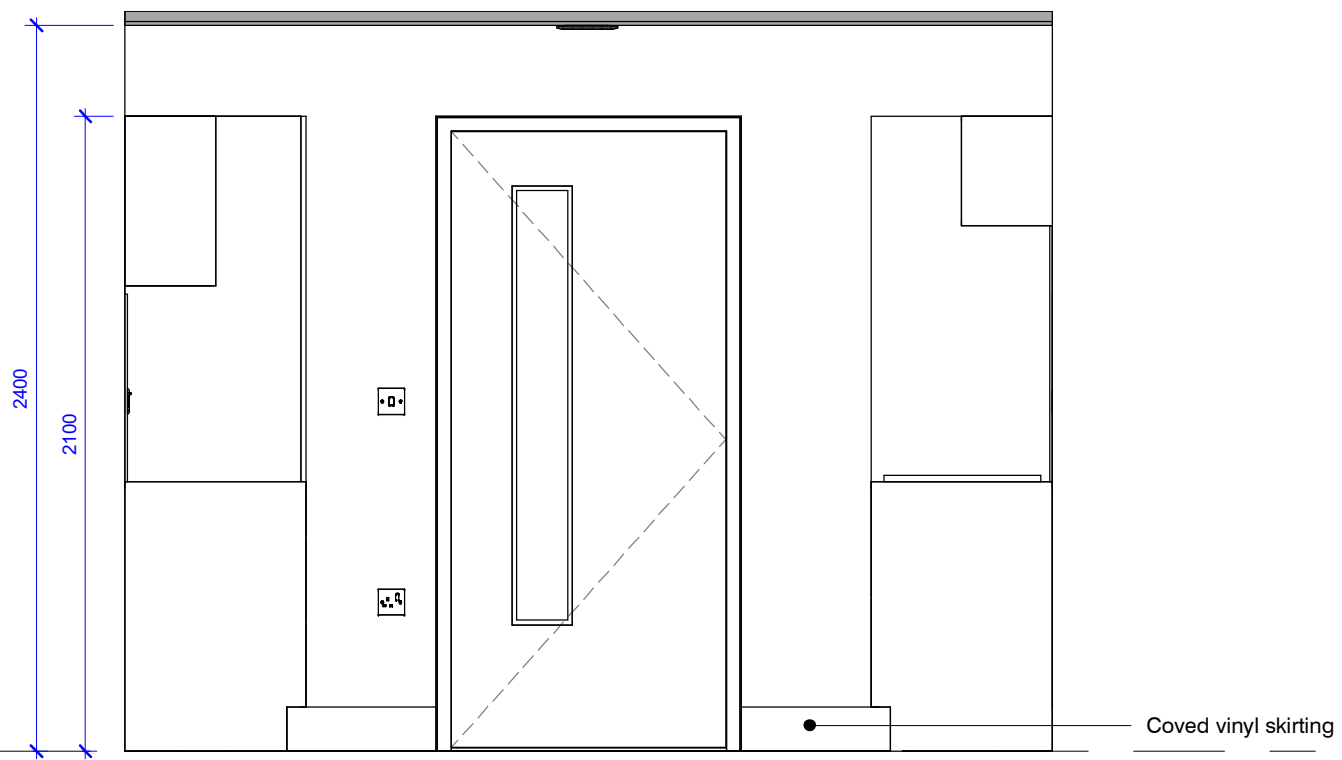
Kitchen Floor Plan

1 : 25



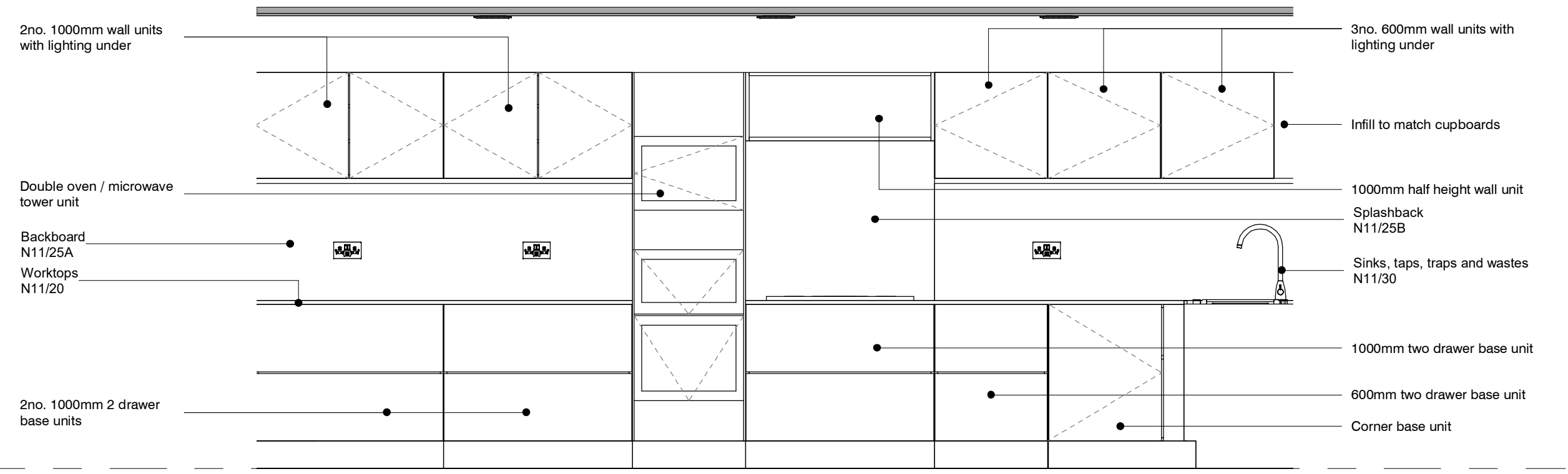
Kitchen Ceiling Plan

1 : 25



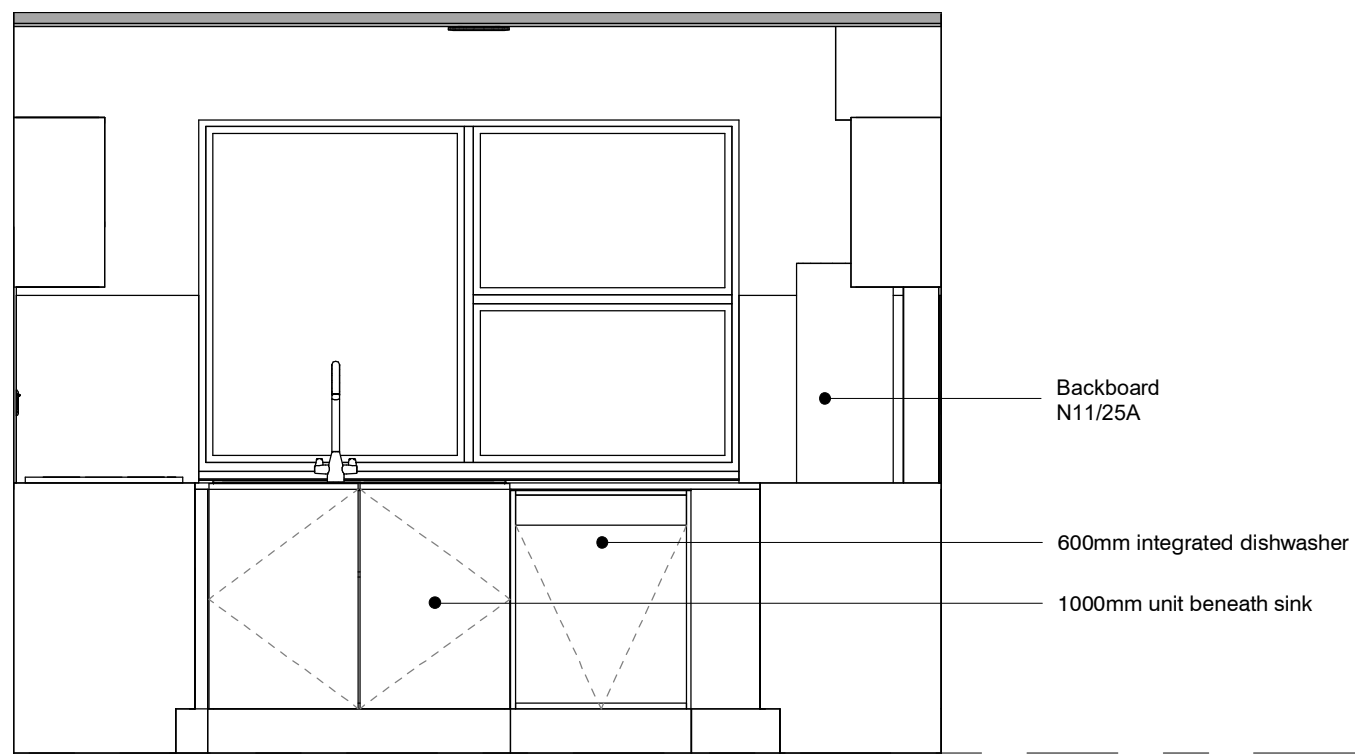
A - Kitchen North Elevation

1 : 25



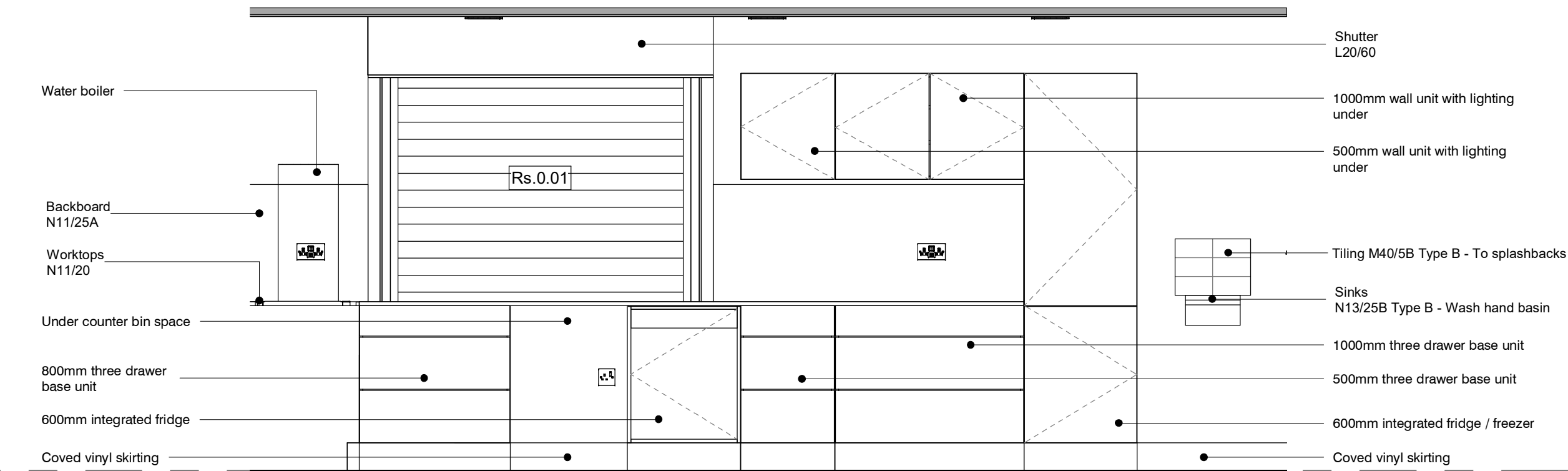
B - Kitchen East Elevation

1 : 25



C - Kitchen South Elevation

1 : 25



D - Kitchen West Elevation

1 : 25

Rev	Description	Issued	Checked	Date
P01	Draft Tender Issue	TY	MD	03/12/21
P02	Tender Issue	TY	MD	17/01/22

Purpose of issue  
Issued for tender

Project Information  
Chinley, Buxworth & Brownside Parish Council  
Chinley Community Centre

Drawing Information

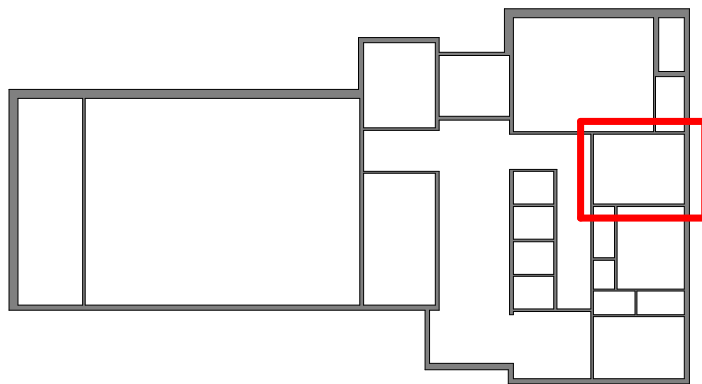
## Detailed Kitchen Layout

Project ID	Originator	Zone	Level	Type	Role	Drawing No.
CHIN	D3A	00	00	DR	A	5001
Project No.	Drawn	Scale	Status	Revision		
1607	TY	As indicated			D2	P02

d3associates  
ENERGY & ARCHITECTURE

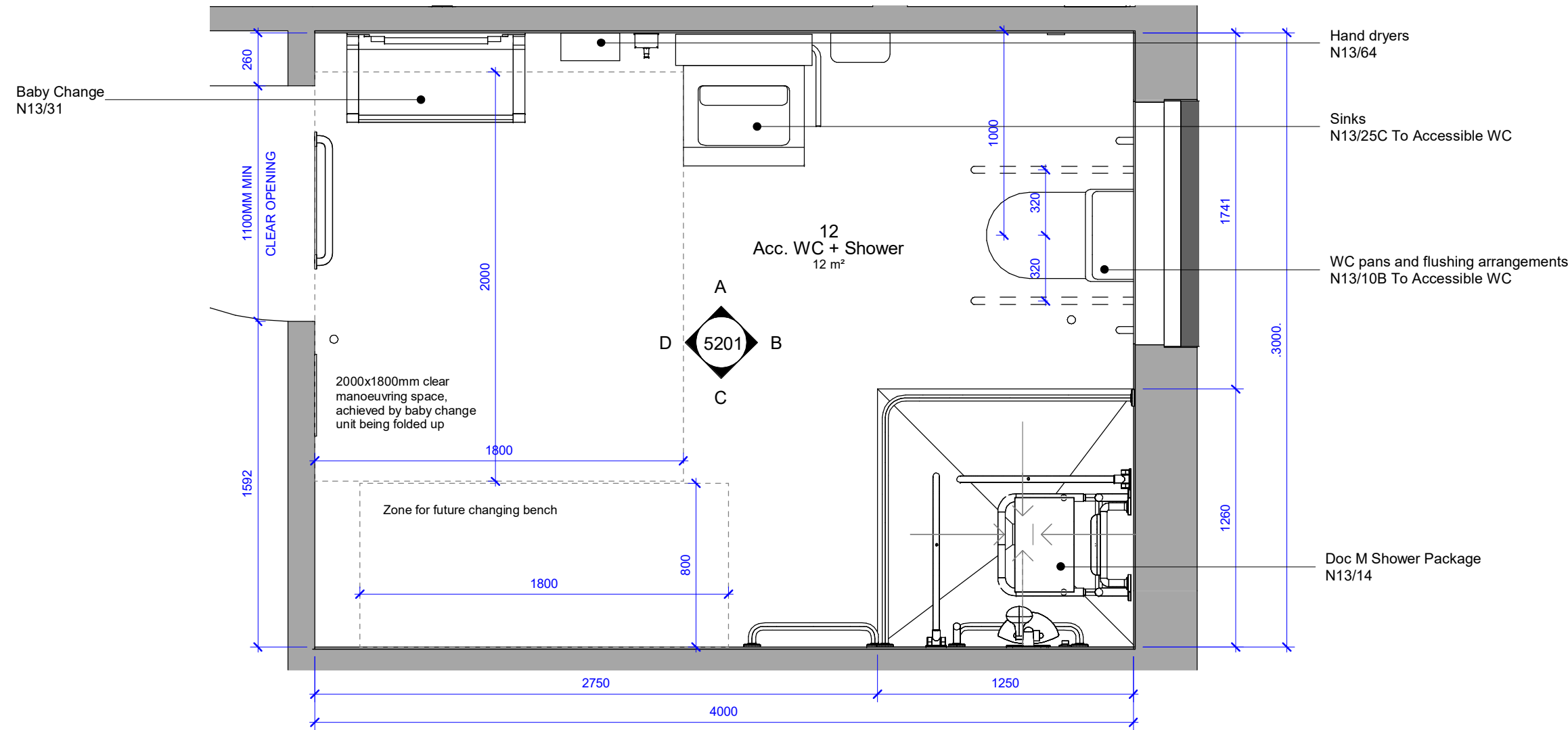
info@d3-associates.co.uk  
www.d3-associates.co.uk

- Responsibility is not accepted for errors made by others in scaling  
from this drawing. All construction information should be taken  
from figured dimensions only
- Report errors & omissions to d3-associates
- Check all dimensions on site
- To be read in conjunction with Health and Safety plan and all  
relevant risk assessments



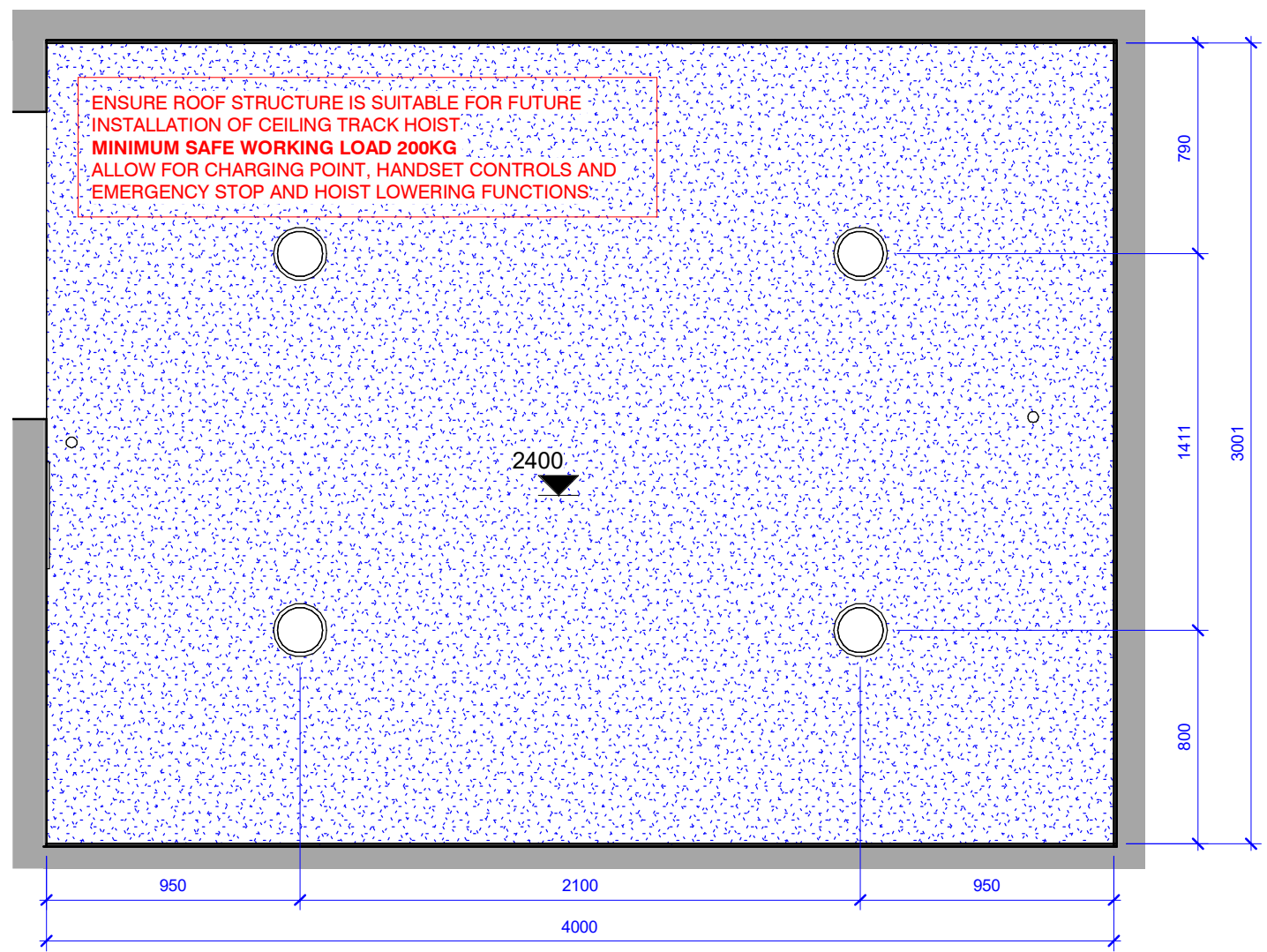
#### ROOM LAYOUT AND REQUIREMENTS TBC

- Additional items required to register room as a  
Changing Place;
- Full room coverage hoist system  
- X-Y (or H-frame system)  
- Minimum 200kg safe working load  
- Handset controls with accessible charge point  
- Emergency stop and hoist lowering functions  
- Compatible with a range of slings  
- Instructions provided for use and charging
- Height adjustable changing bench  
- Within 300-1000mm range  
- Adult-sized (min 200kg safe working load)  
- Min 1800x800 size  
- Accessible wide paper roll dispenser
- Colostomy bag shelf  
General waste bin  
Large sanitary bin  
Privacy screen



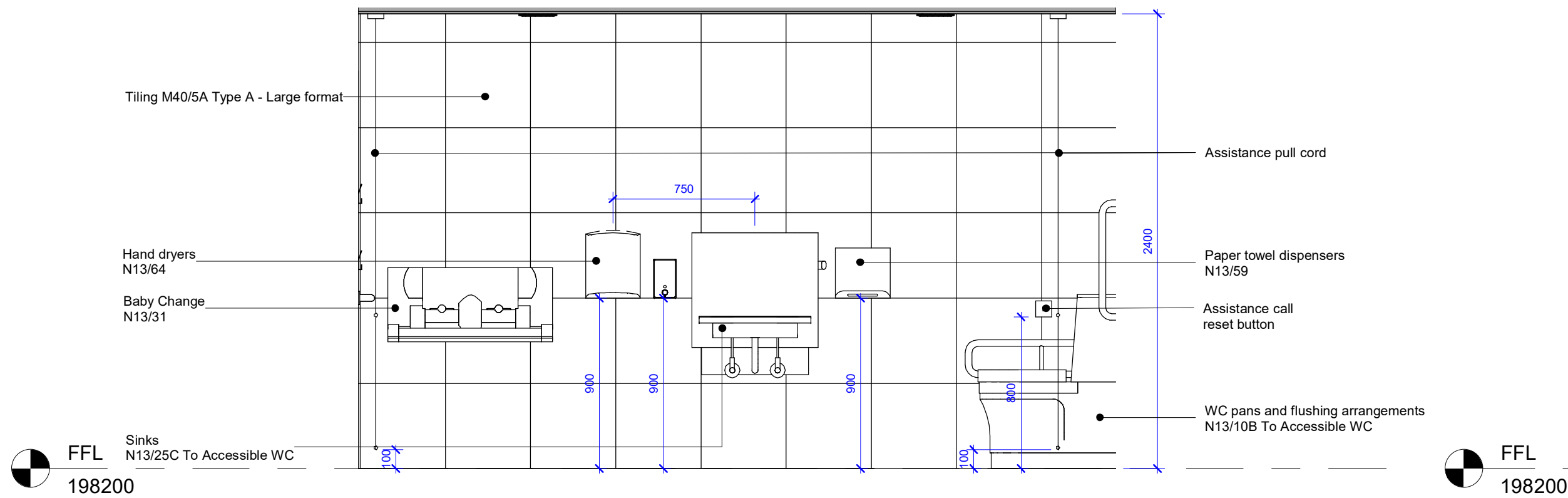
Acc. WC + Shower Floor Plan

1 : 25



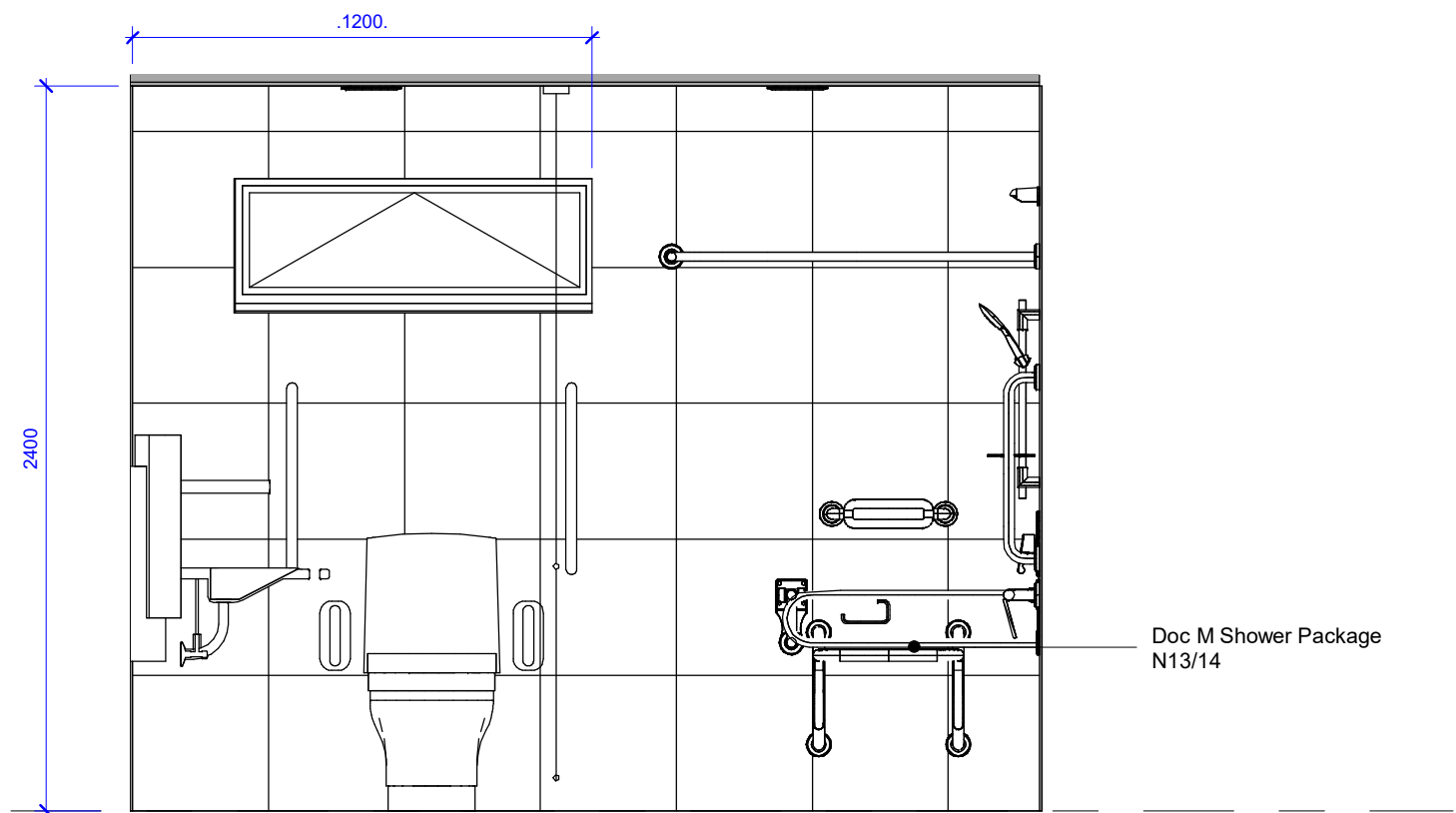
Acc. WC + Shower Ceiling Plan

1 : 25



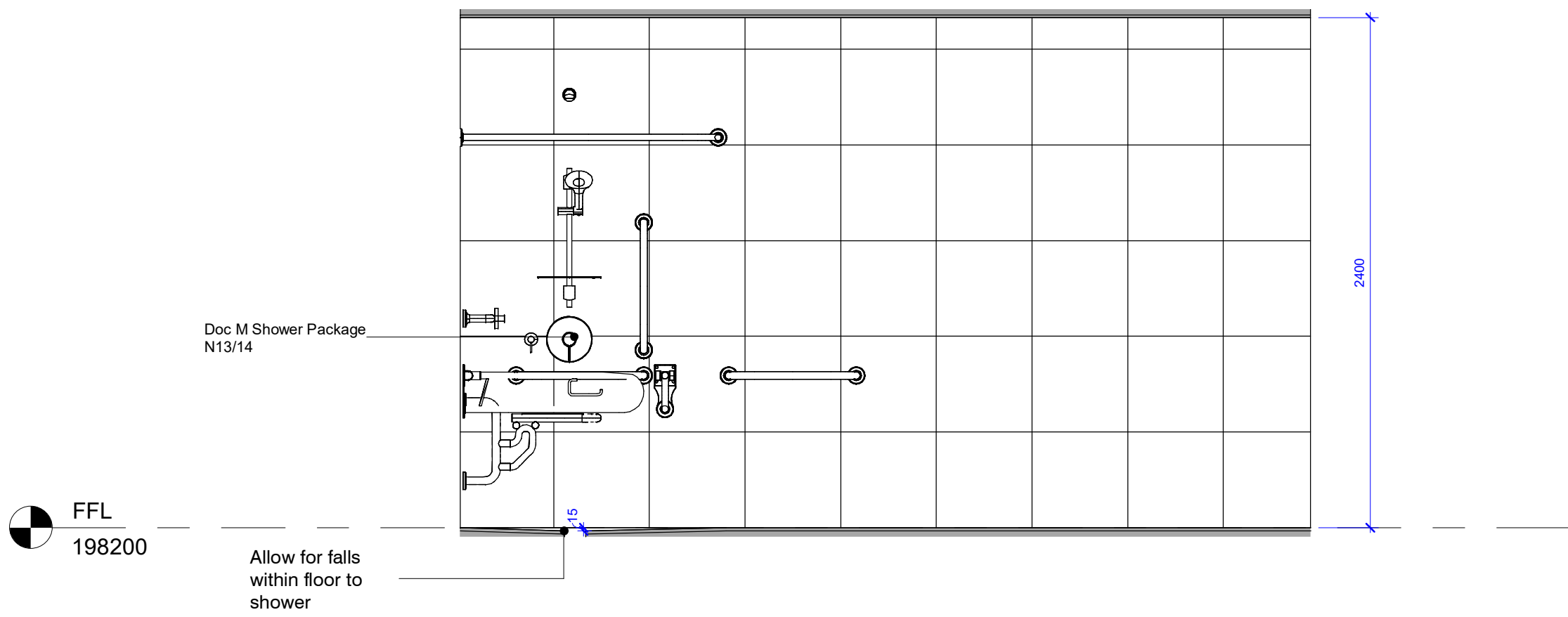
A - Acc. WC + Shower North Elevation

1 : 25



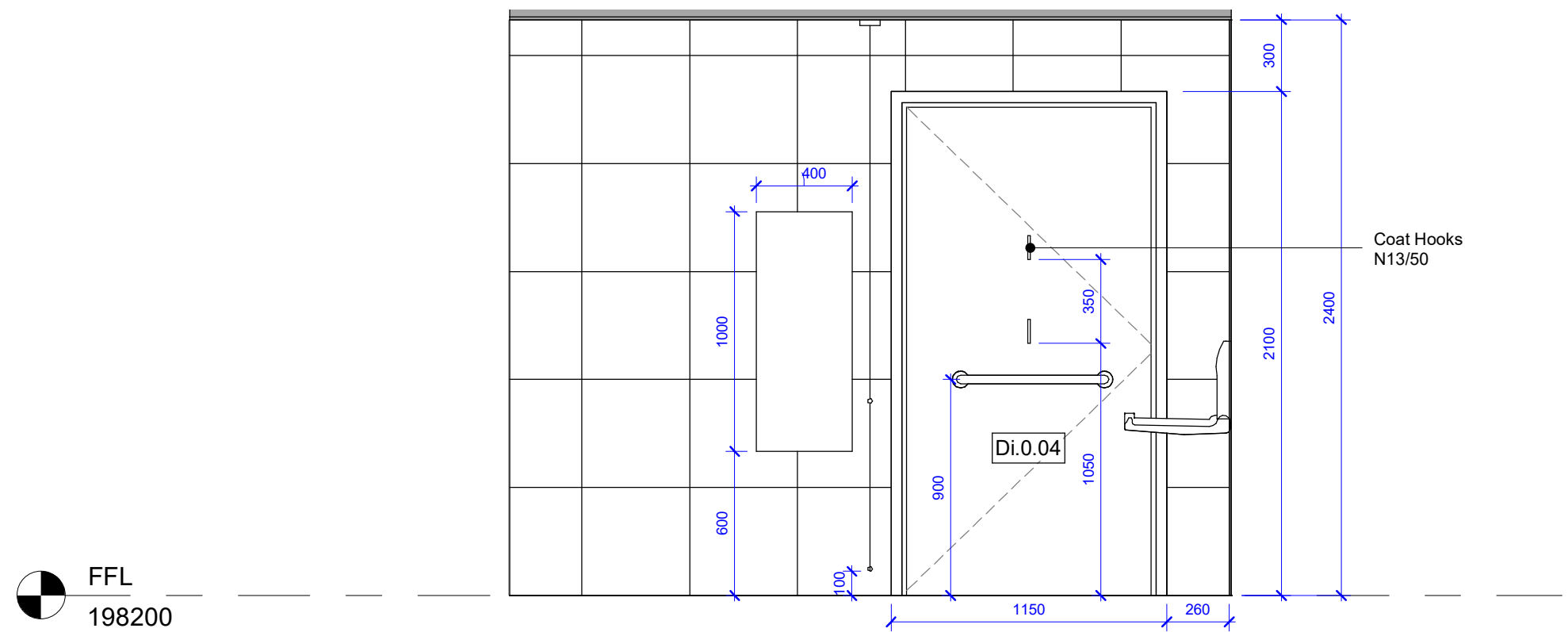
B - Acc. WC + Shower East Elevation

1 : 25



C - Acc. WC + Shower South Elevation

1 : 25



D - Acc. WC + Shower West Elevation

1 : 25

Rev	Description	Issued	Checked	Date
P01	Draft Tender Issue	TY	MD	03/12/21
P02	Tender Issue	TY	MD	17/01/22

Purpose of issue

Issued for tender

Project Information

Chinley, Buxworth& Brownside Parish Council

Chinley Community Centre

Drawing Information

## Accessible WC + Shower

Project ID	Originator	Zone	Level	Type	Role	Drawing No.
CHIN	D3A	00	00	DR	A	5201
Project No.	Drawn	Scale @ A1	Status	Revision		
1607	TY	As indicated				

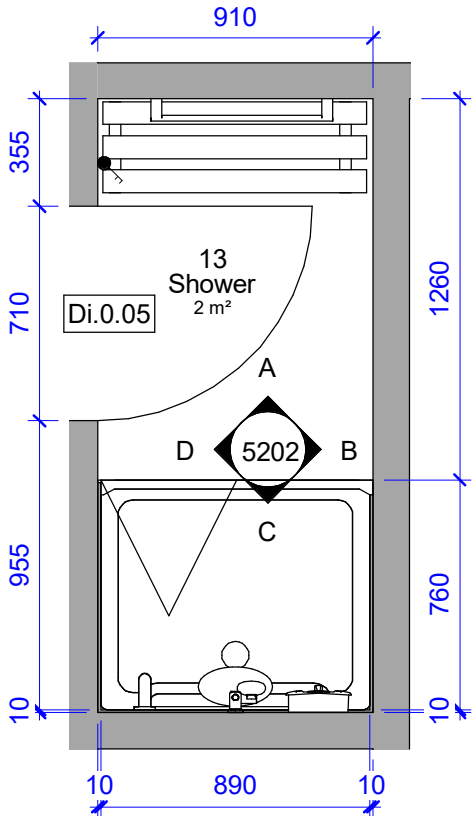
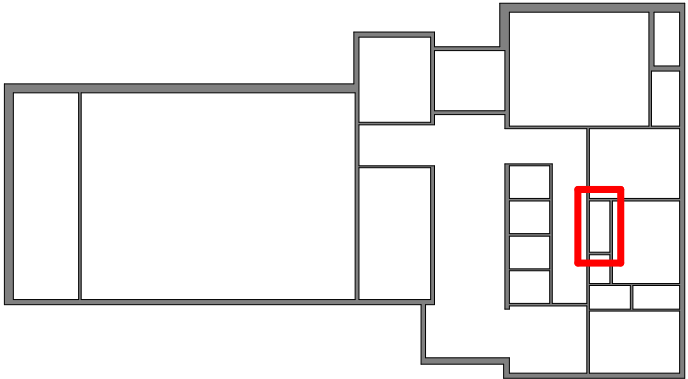
D2 P02



© d3-associates  
This drawing is the subject of copyright which vests in d3-associates. It is an infringement of copyright to reproduce this drawing, by whatever means, including electronic, without the express written consent of d3-associates which reserves all its rights.

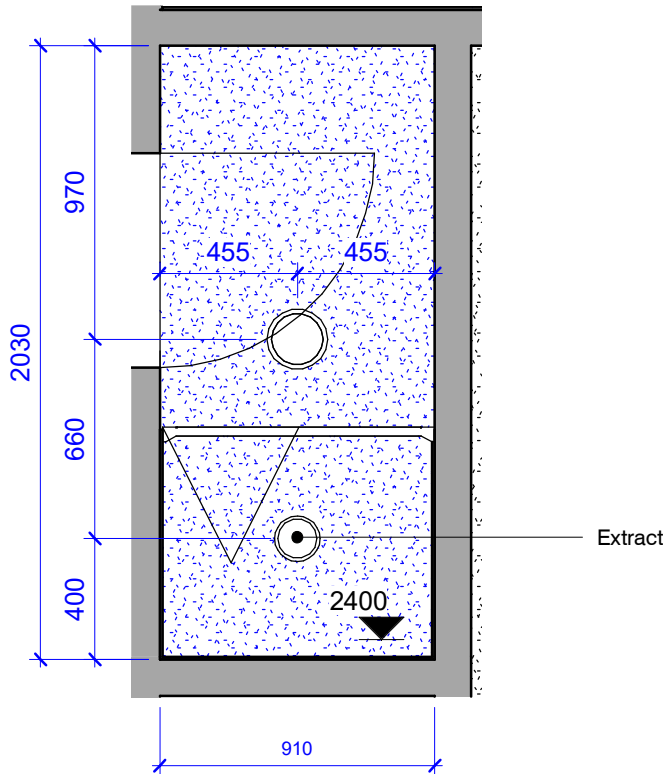
d3-associates asserts its rights to be identified as the author of this design. All drawings, images and models are subject to the Copyright, Designs & Patents Act 1988.

- Responsibility is not accepted for errors made by others in scaling from this drawing. All construction information should be taken from figured dimensions only
- Report errors & omissions to d3-associates
- Check all dimensions on site
- To be read in conjunction with Health and Safety plan and all relevant risk assessments



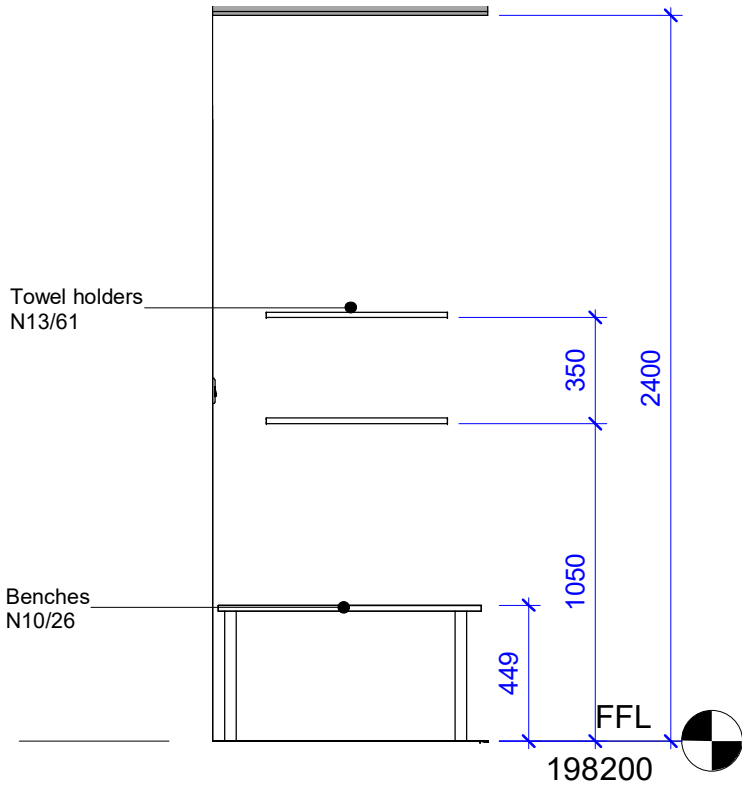
Shower Floor Plan

1 : 25



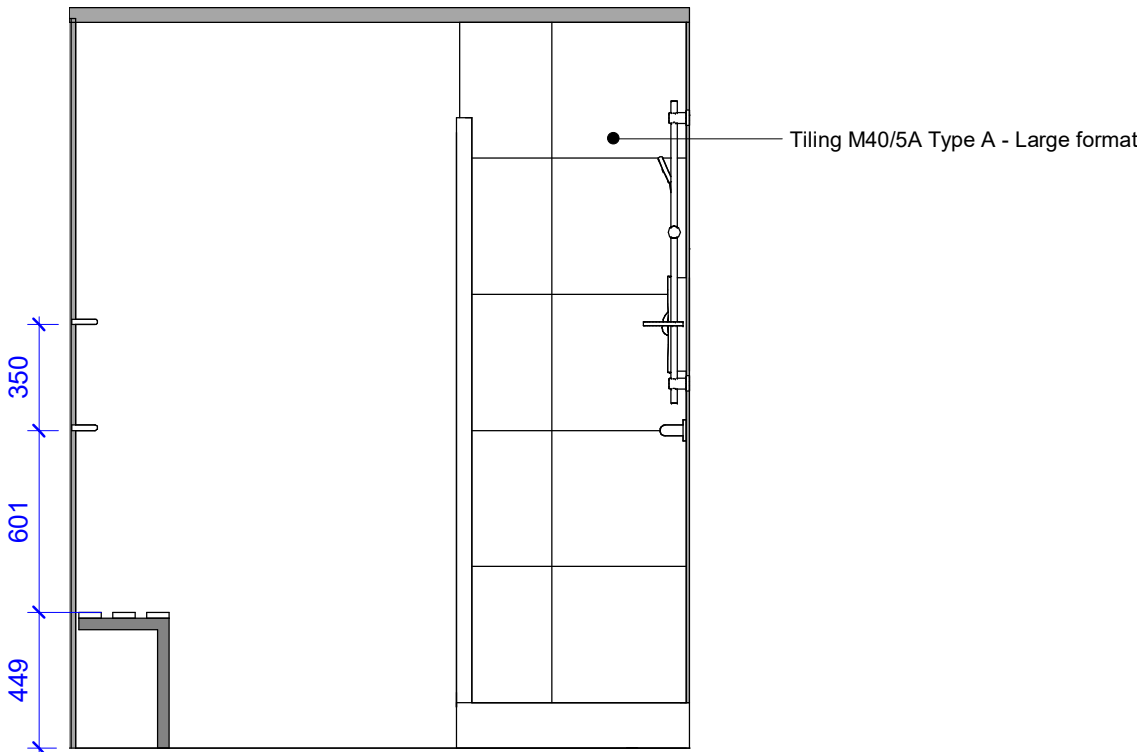
Shower Ceiling Plan

1 : 25



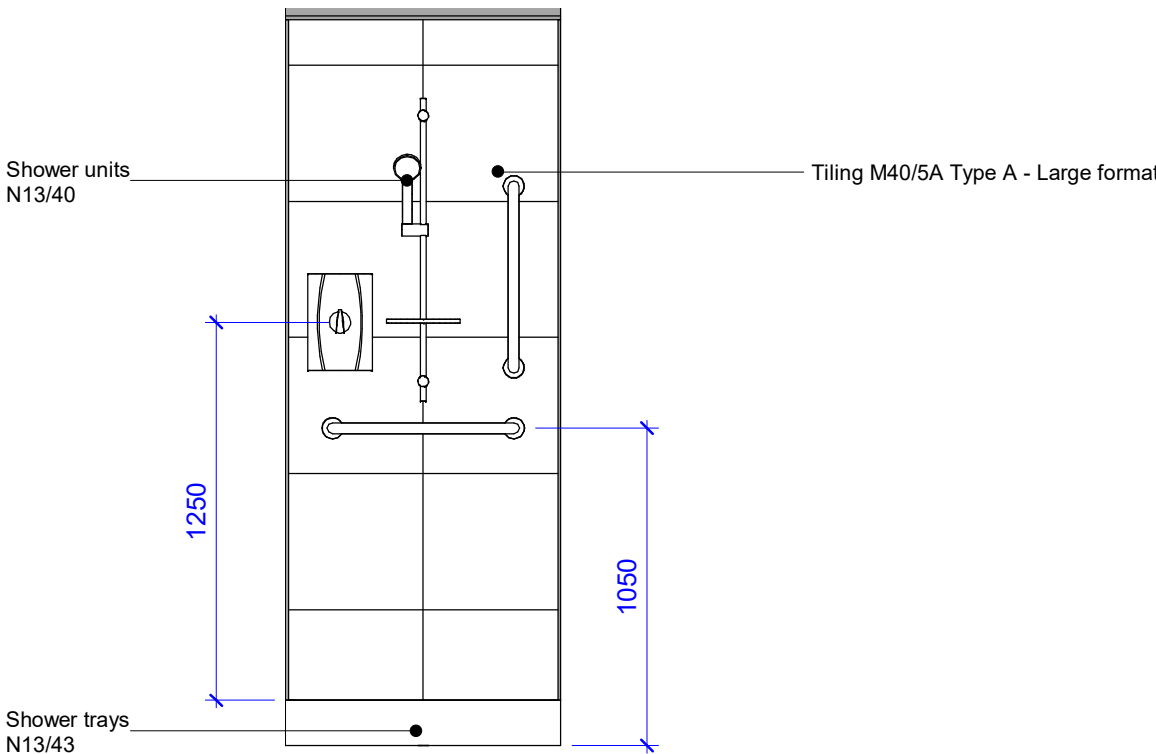
A - Shower North Elevation

1 : 25



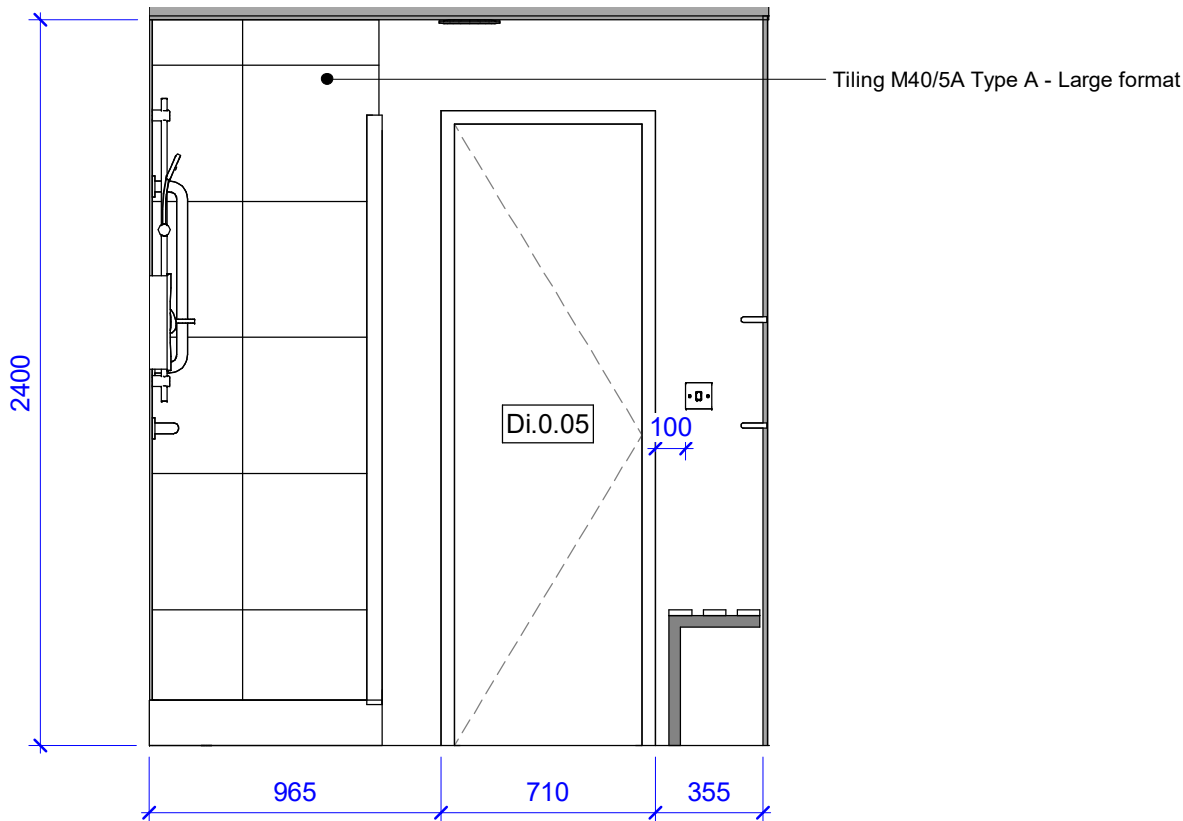
B - Shower East Elevation

1 : 25



C - Shower South Elevation

1 : 25



D - Shower West Elevation

1 : 25



Rev	Description	Issued	Checked	Date
P01	Draft Tender Issue	TY	MD	03/12/21
P02	Draft Tender Issue following structural / civils input	TY	MD	17/12/21
P03	Tender Issue	TY	MD	17/01/22

Purpose of Issue

Issued for tender

Project Information

Chinley, Buxworth& Brownside Parish Council

Chinley Community Centre

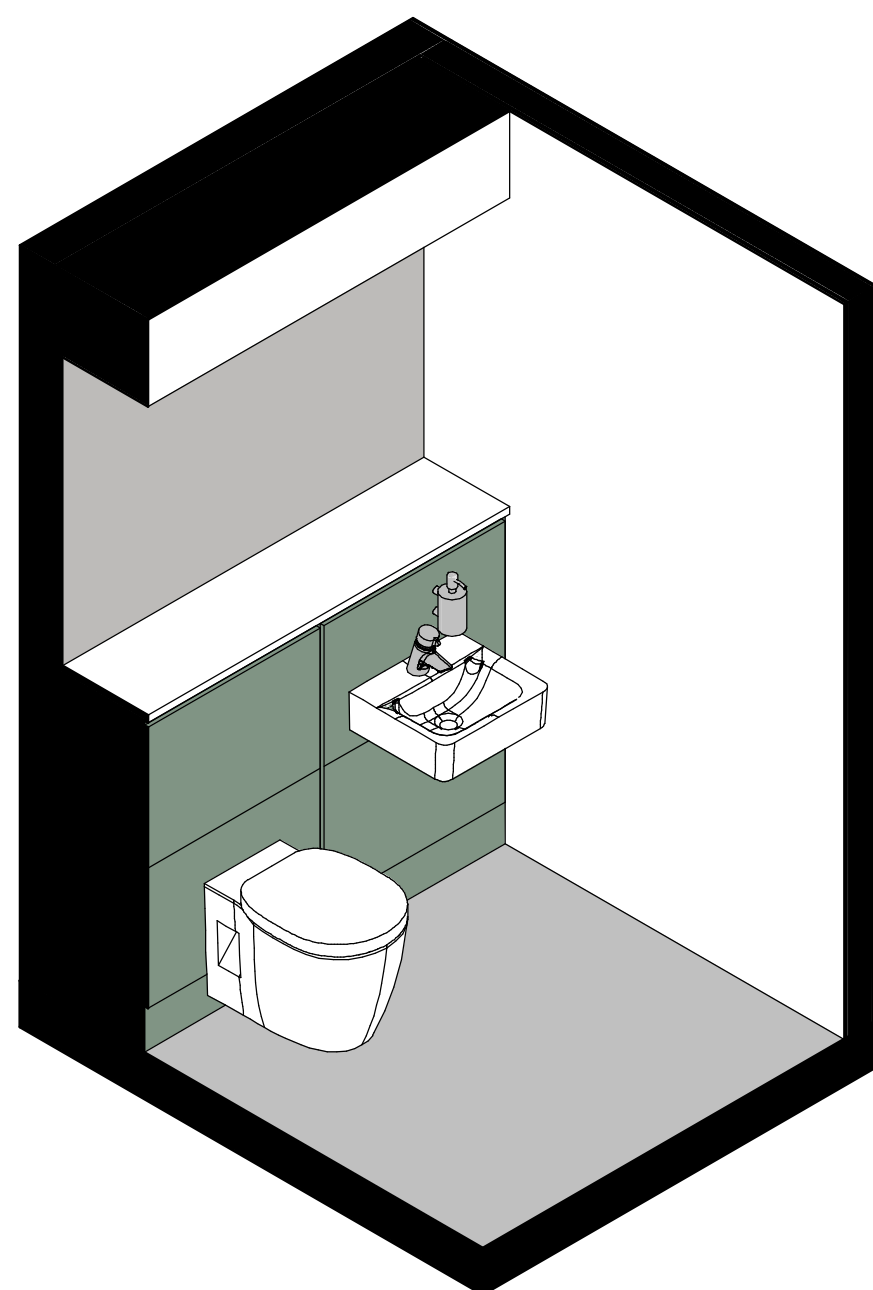
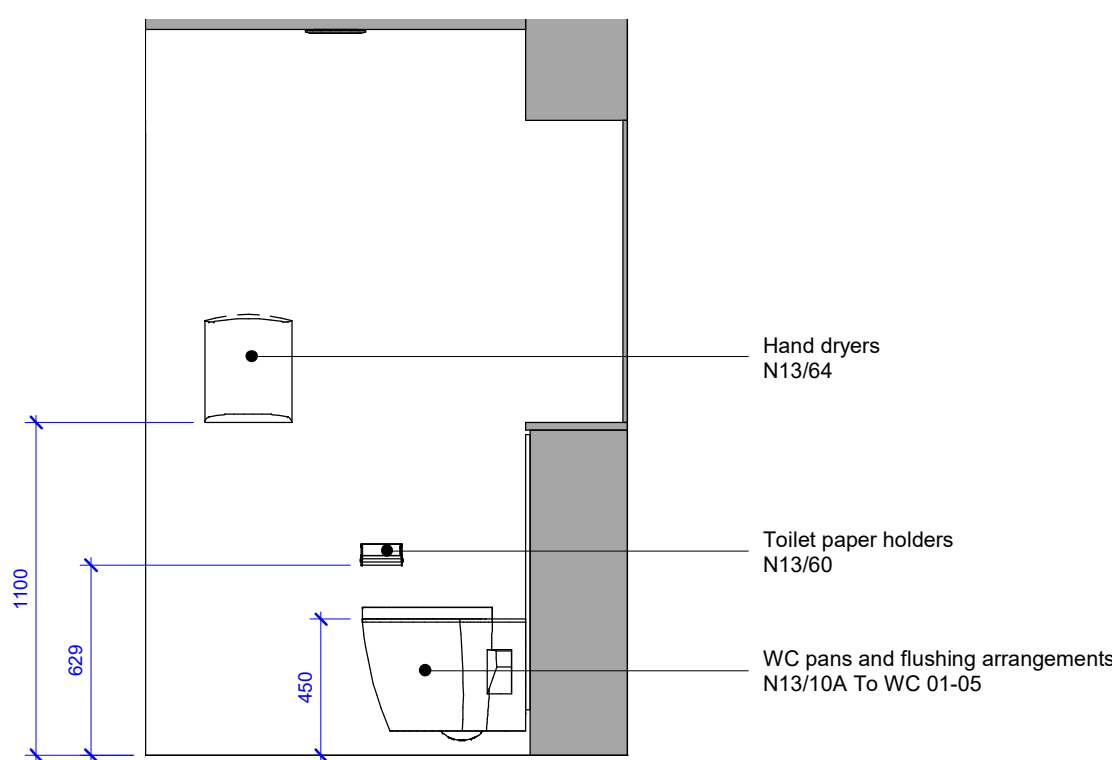
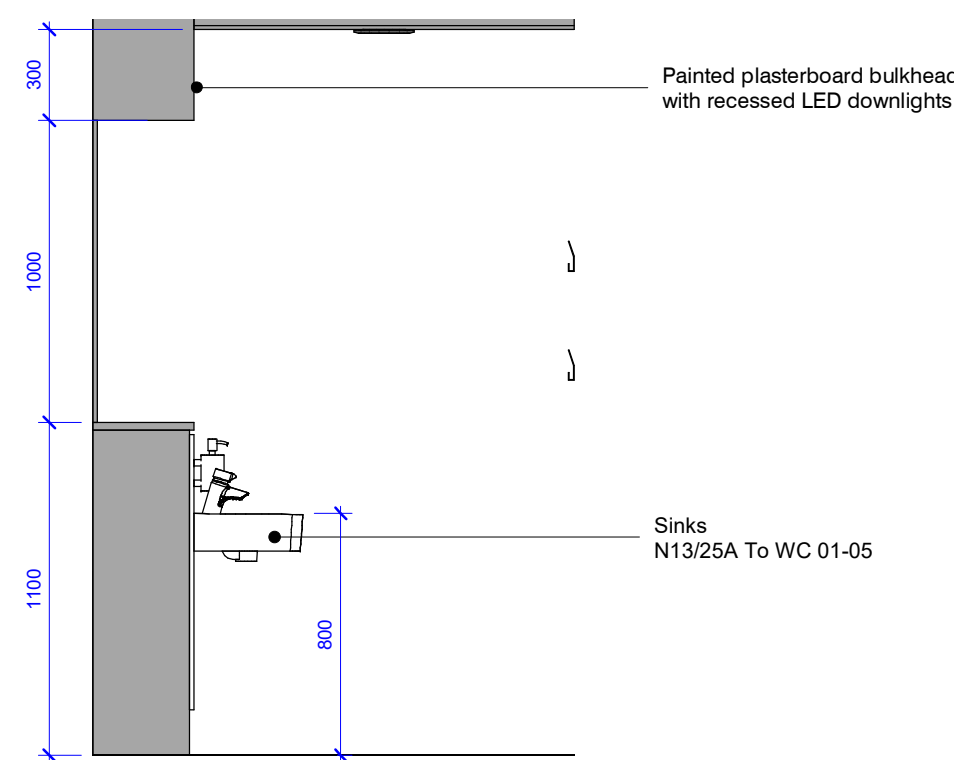
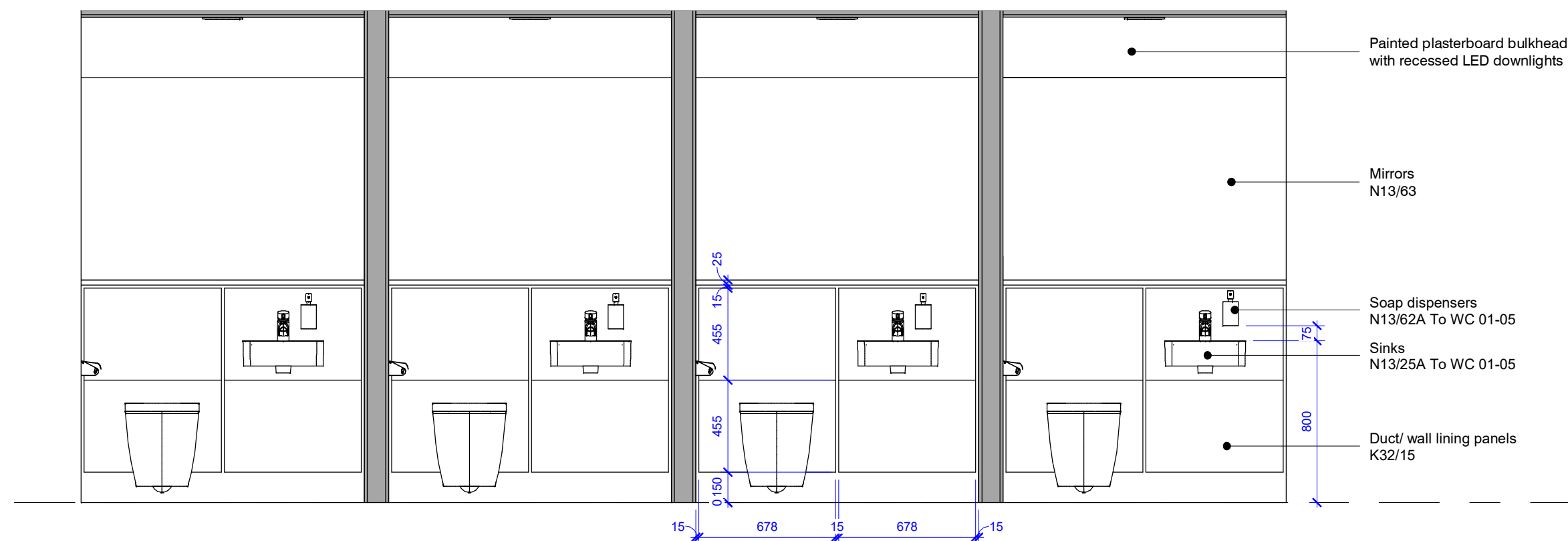
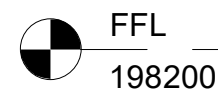
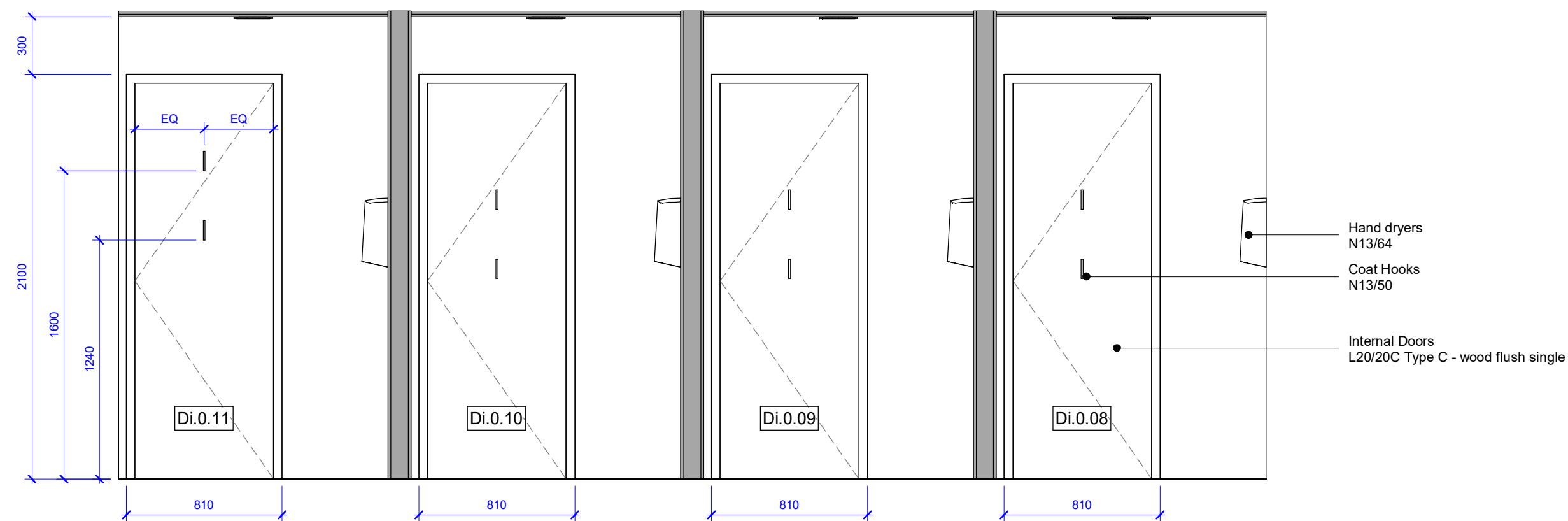
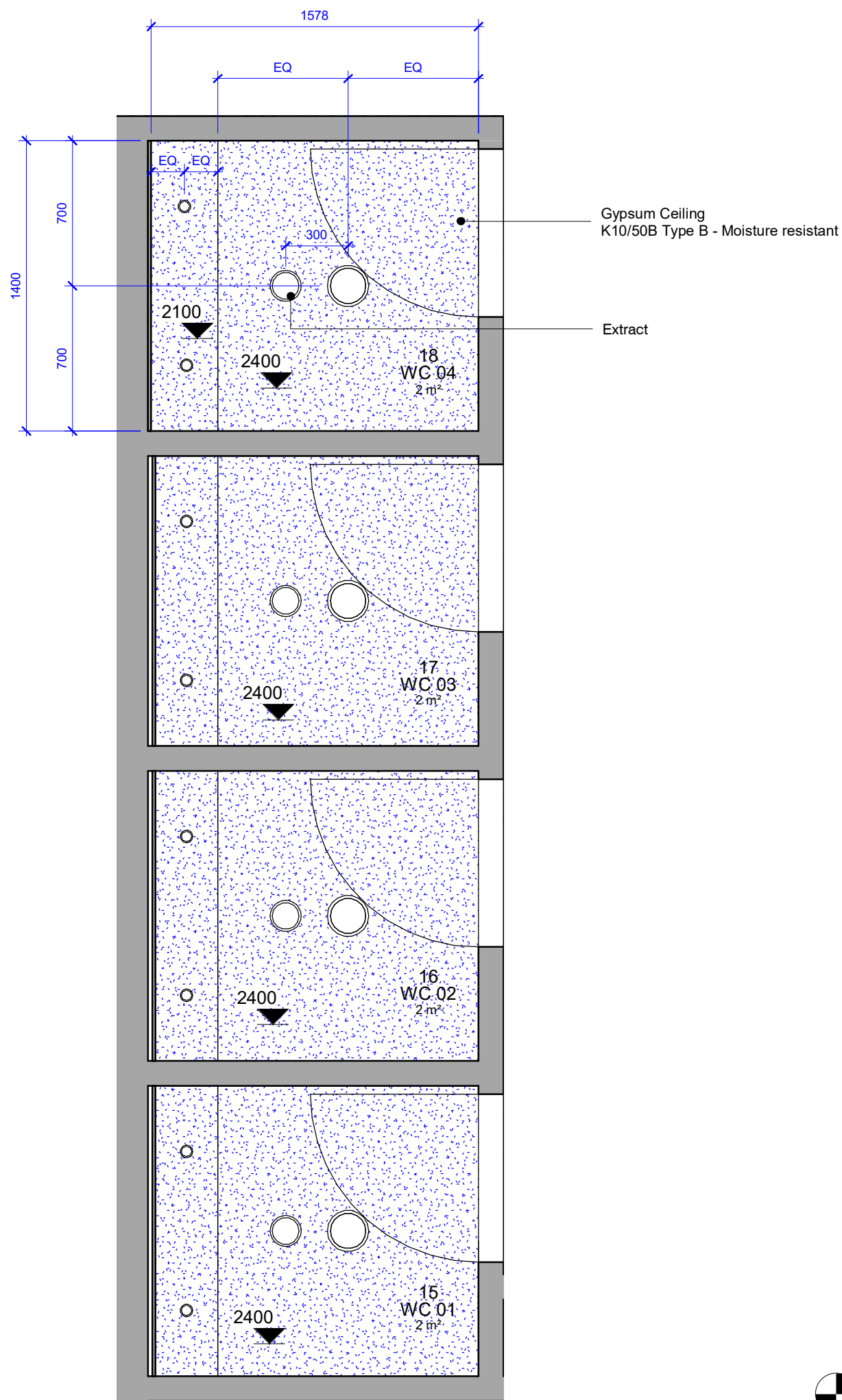
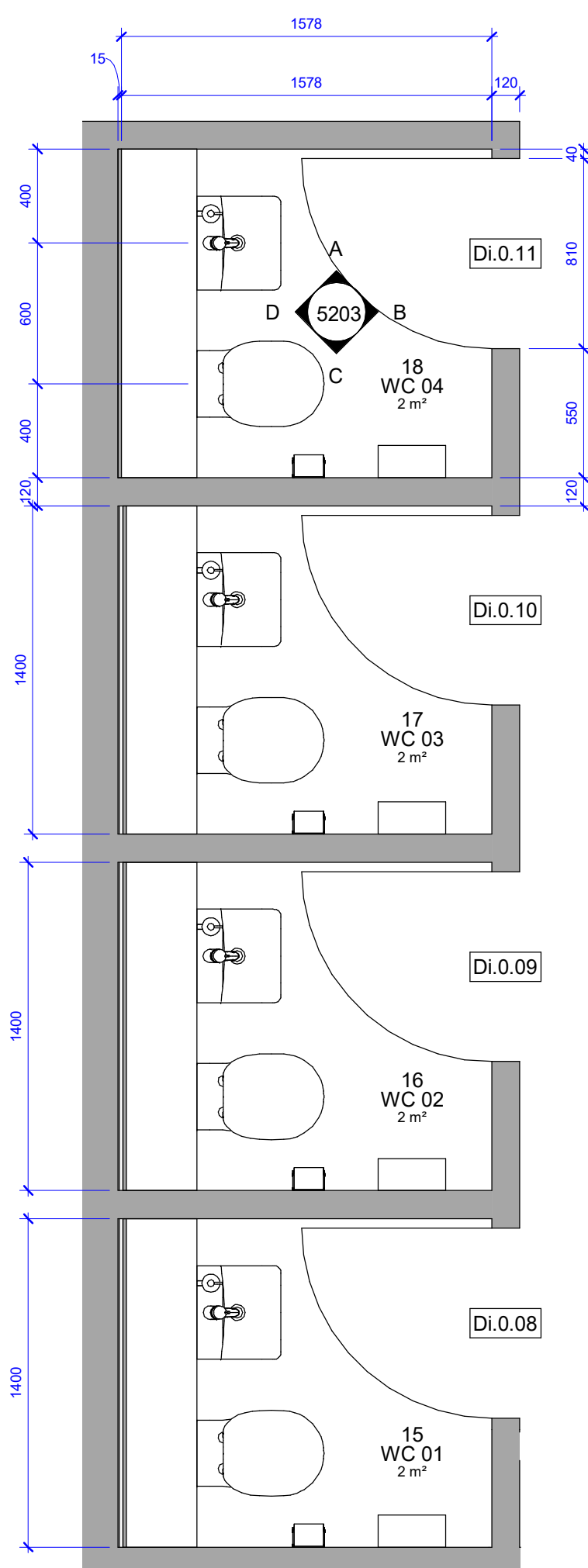
Drawing Information

## Shower Room

Project ID	Originator	Zone	Level	Type	Role	Drawing No.
CHIN	D3A	00	00	DR	A	5202
Project No.	Drawn	Scale @ A2	Status	Revision		
1607	TY	As indicated			<b>D2 P03</b>	

d3associates  
ENERGY & ARCHITECTURE

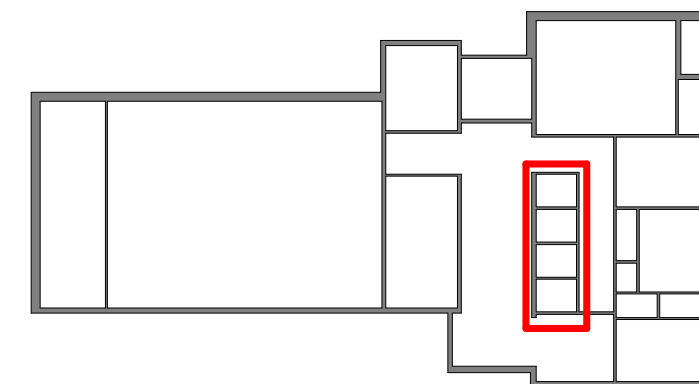
info@d3-associates.co.uk  
www.d3-associates.co.uk



© d3-associates  
This drawing is the subject of copyright which vests in d3-associates. It is an infringement of copyright to reproduce this drawing, by whatever means, including electronic, without the express written consent of d3-associates which reserves all its rights.

d3-associates asserts its rights to be identified as the author of this design. All drawings, images and models are subject to the Copyright, Designs & Patents Act 1988.

- Responsibility is not accepted for errors made by others in scaling from this drawing. All construction information should be taken from figured dimensions only
- Report errors & omissions to d3-associates
- Check all dimensions on site
- To be read in conjunction with Health and Safety plan and all relevant risk assessments



Rev	Description	Issued	Checked	Date
P01	Draft Tender Issue	TY	MD	03/12/21
P02	Tender Issue	TY	MD	17/01/22

Purpose of issue

Issued for tender

Project Information

Chinley, Buxworth & Brownside Parish Council

Chinley Community Centre

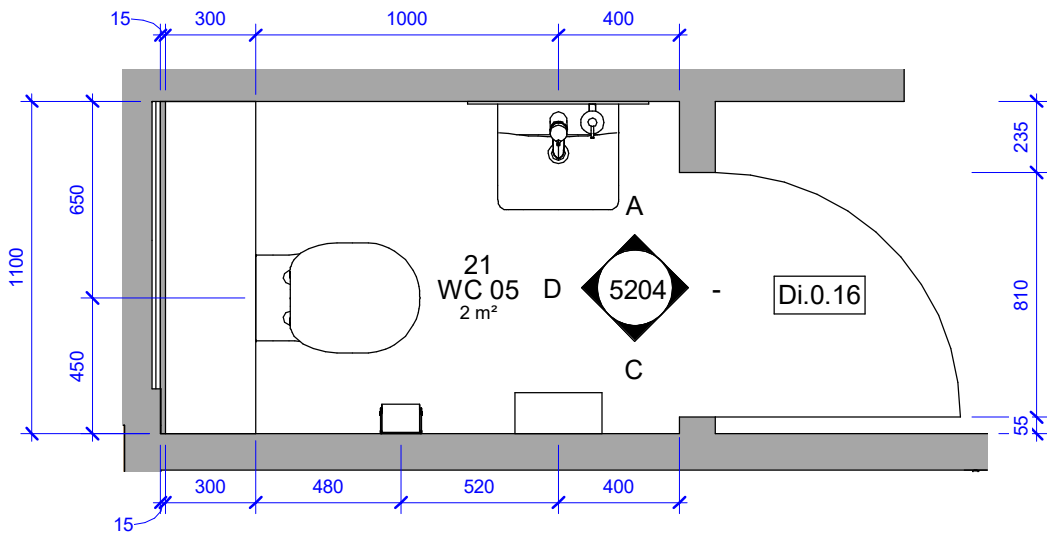
Drawing Information

**WC 01-04**

Project ID	Originator	Zone	Level	Type	Role	Drawing No.
CHIN	D3A	00	00	DR	A	5203
Project No.	Drawn	Scale @ A1	Status	Revision		
1607	TY	As indicated			<b>D2</b>	<b>P02</b>

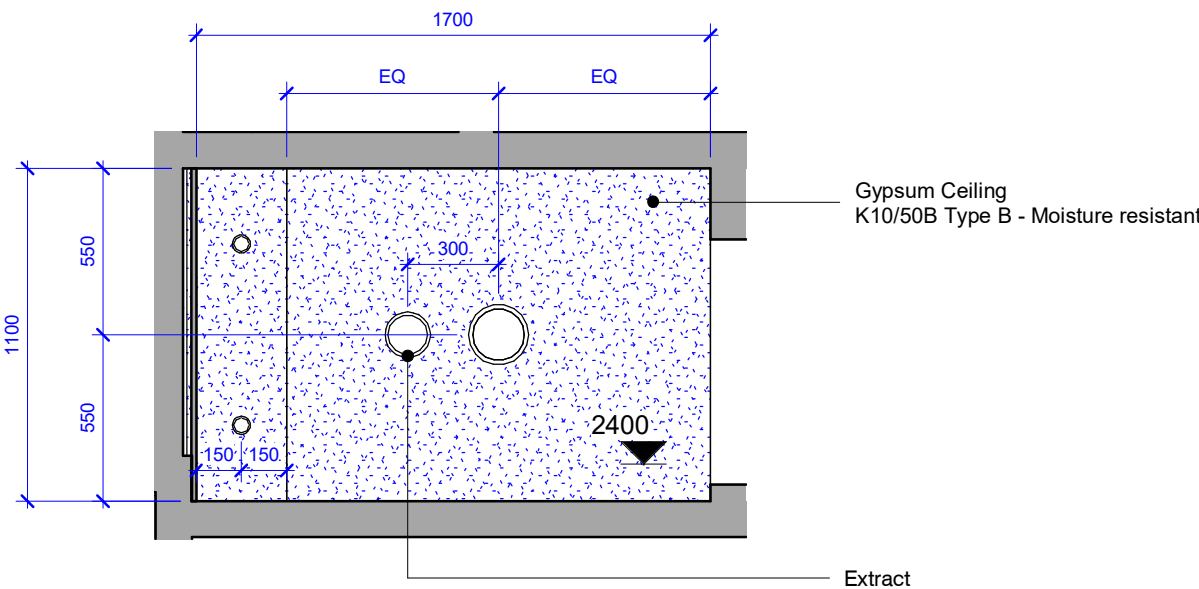
**d3associates**  
ENERGY & ARCHITECTURE

info@d3-associates.co.uk  
www.d3-associates.co.uk



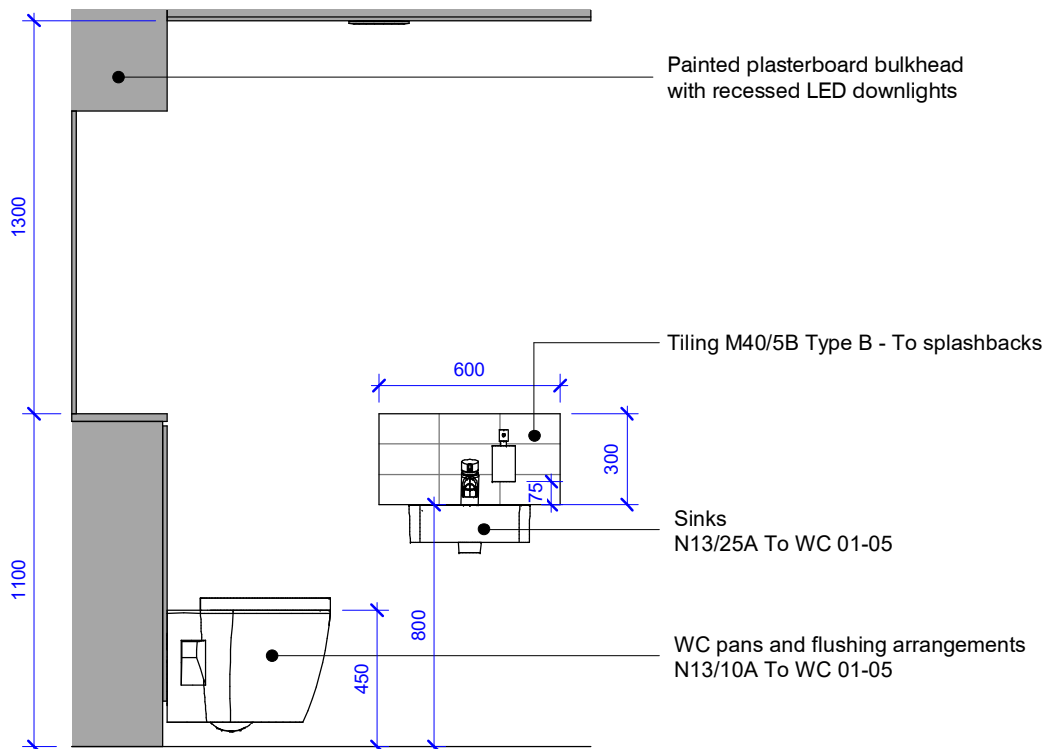
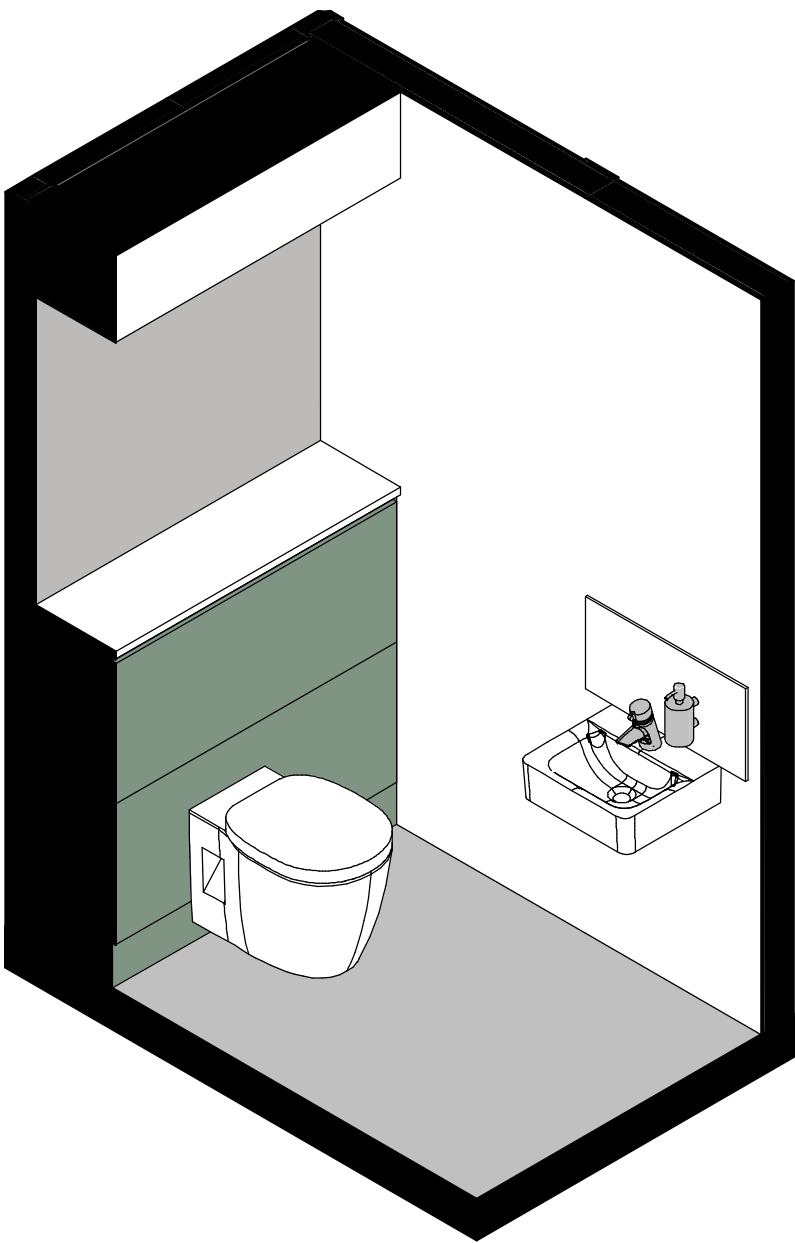
WC 05 Plan

1 : 25



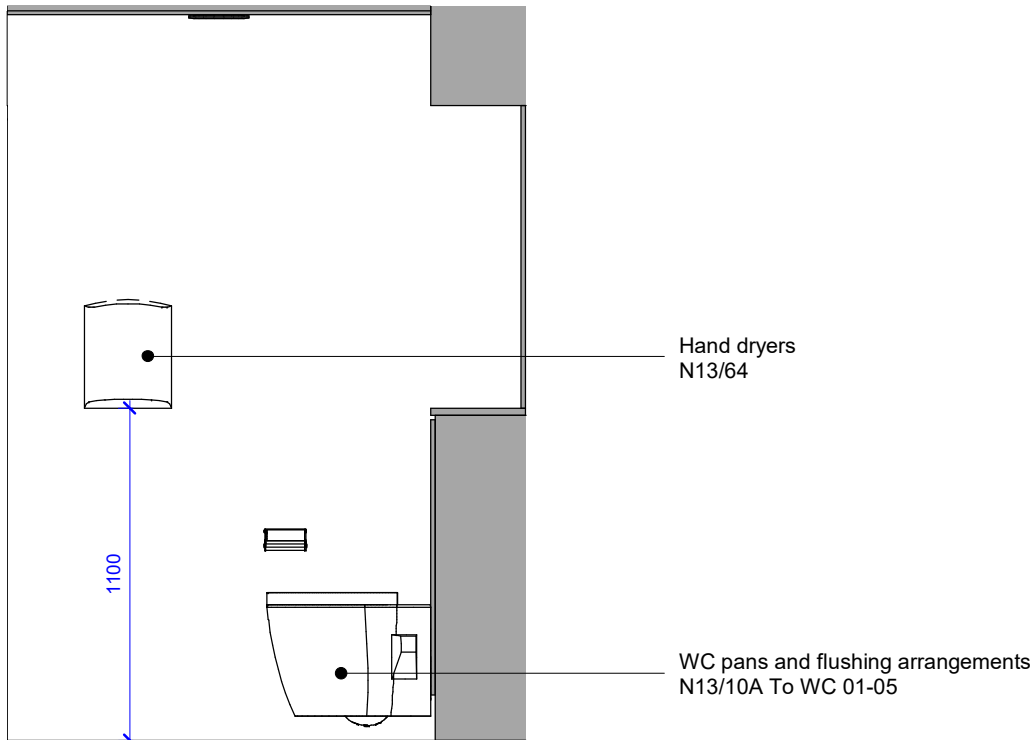
WC 05 Ceiling Plan

1 : 25



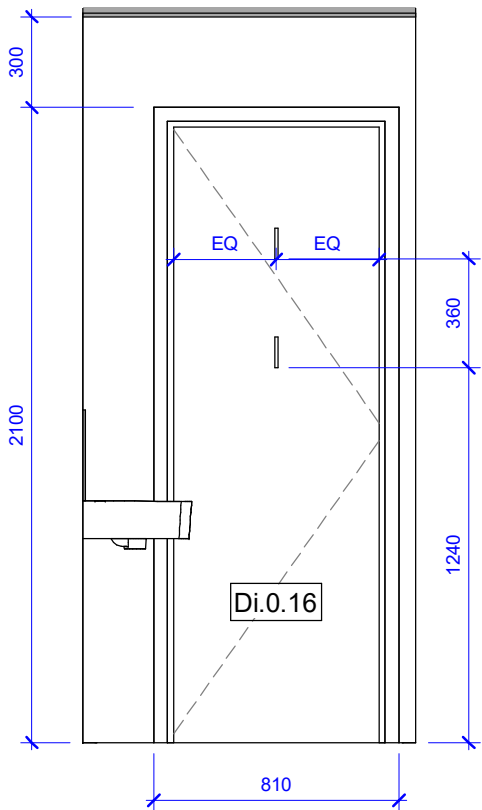
A - WC 05 North Elevation

1 : 25



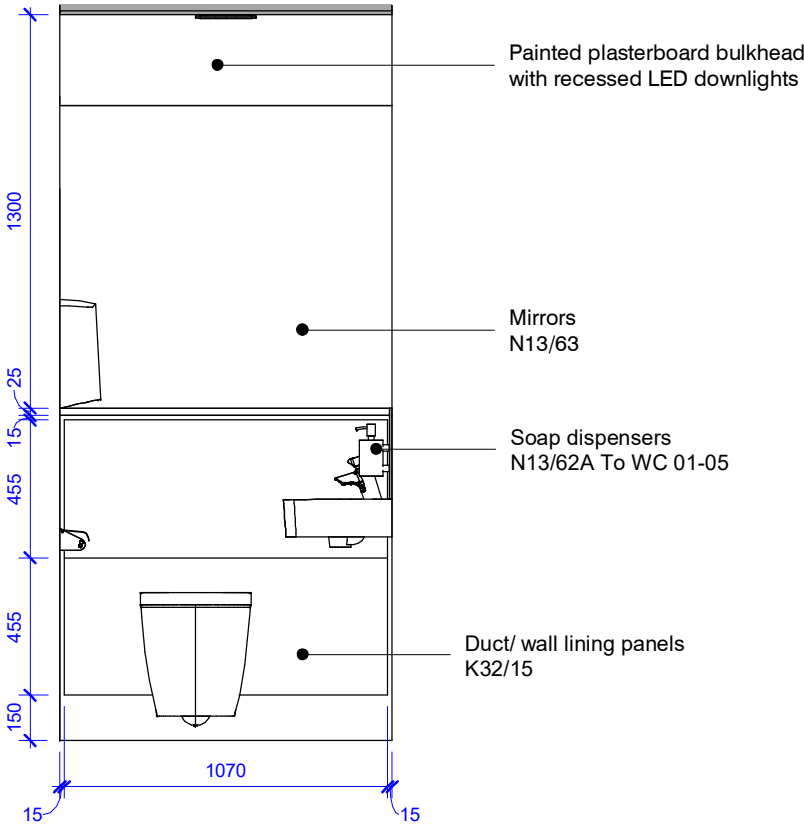
C - WC 05 South Elevation

1 : 25



B - WC 05 East Elevation

1 : 25



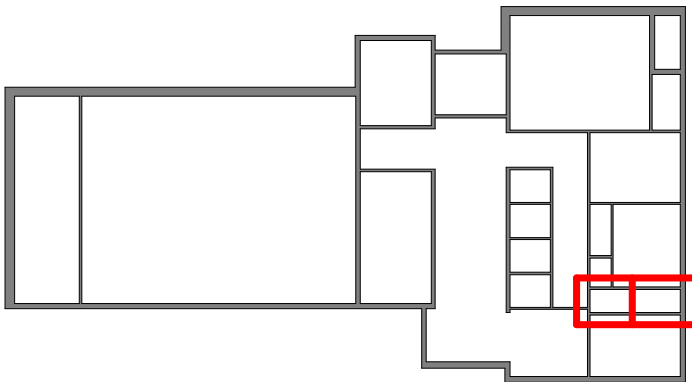
D - WC 05 West Elevation

1 : 25

© d3-associates  
This drawing is the subject of copyright which vests in d3-associates. It is an infringement of copyright to reproduce this drawing, by whatever means, including electronic, without the express written consent of d3-associates which reserves all its rights.

d3-associates asserts its rights to be identified as the author of this design. All drawings, images and models are subject to the Copyright, Designs & Patents Act 1988.

- Responsibility is not accepted for errors made by others in scaling from this drawing. All construction information should be taken from figured dimensions only
- Report errors & omissions to d3-associates
- Check all dimensions on site
- To be read in conjunction with Health and Safety plan and all relevant risk assessments



Rev	Description	Issued	Checked	Date
P01	Draft Tender Issue	TY	MD	03/12/21
P02	Tender Issue	TY	MD	17/01/22

Purpose of Issue

Issued for tender

Project Information

Chinley, Buxworth& Brownside Parish Council

Chinley Community Centre

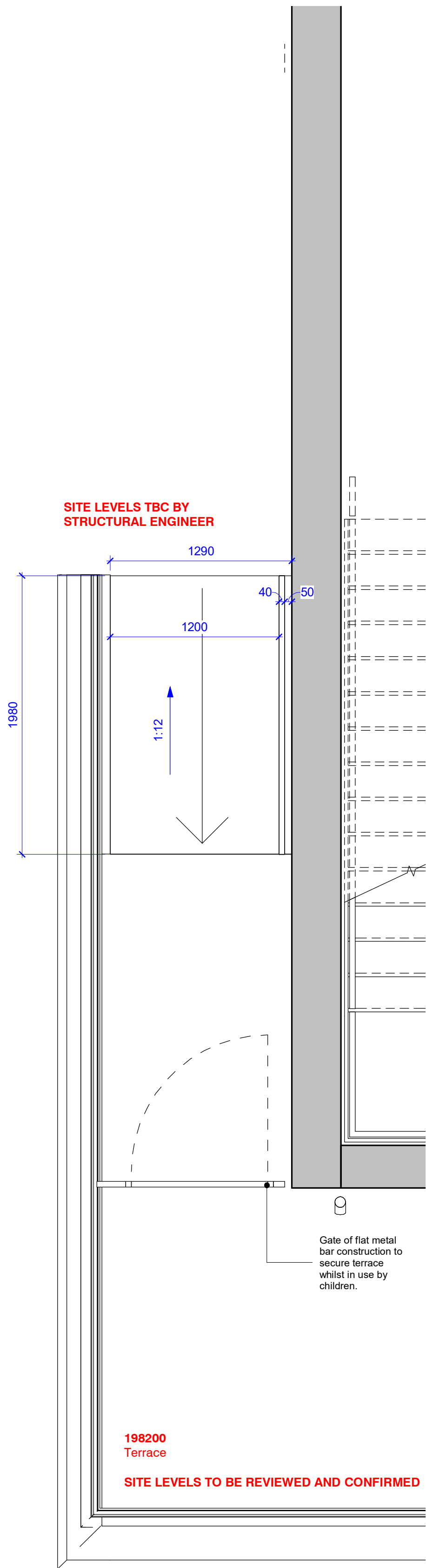
Drawing Information

WC 05

Project ID	Originator	Zone	Level	Type	Role	Drawing No.
CHIN	D3A	00	00	DR	A	5204
Project No.	Drawn	Scale @ A2	Status	Revision		
1607	TY	As indicated	D2	P02		

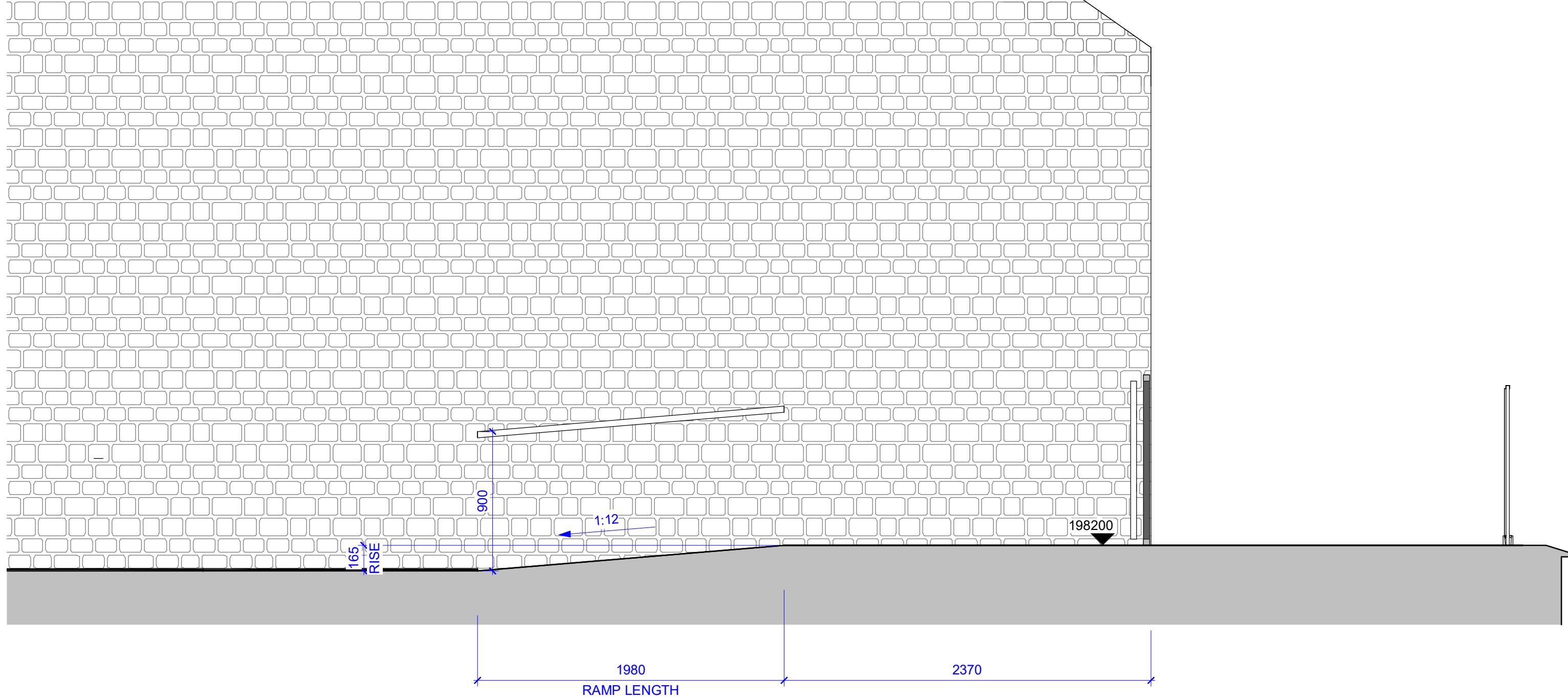






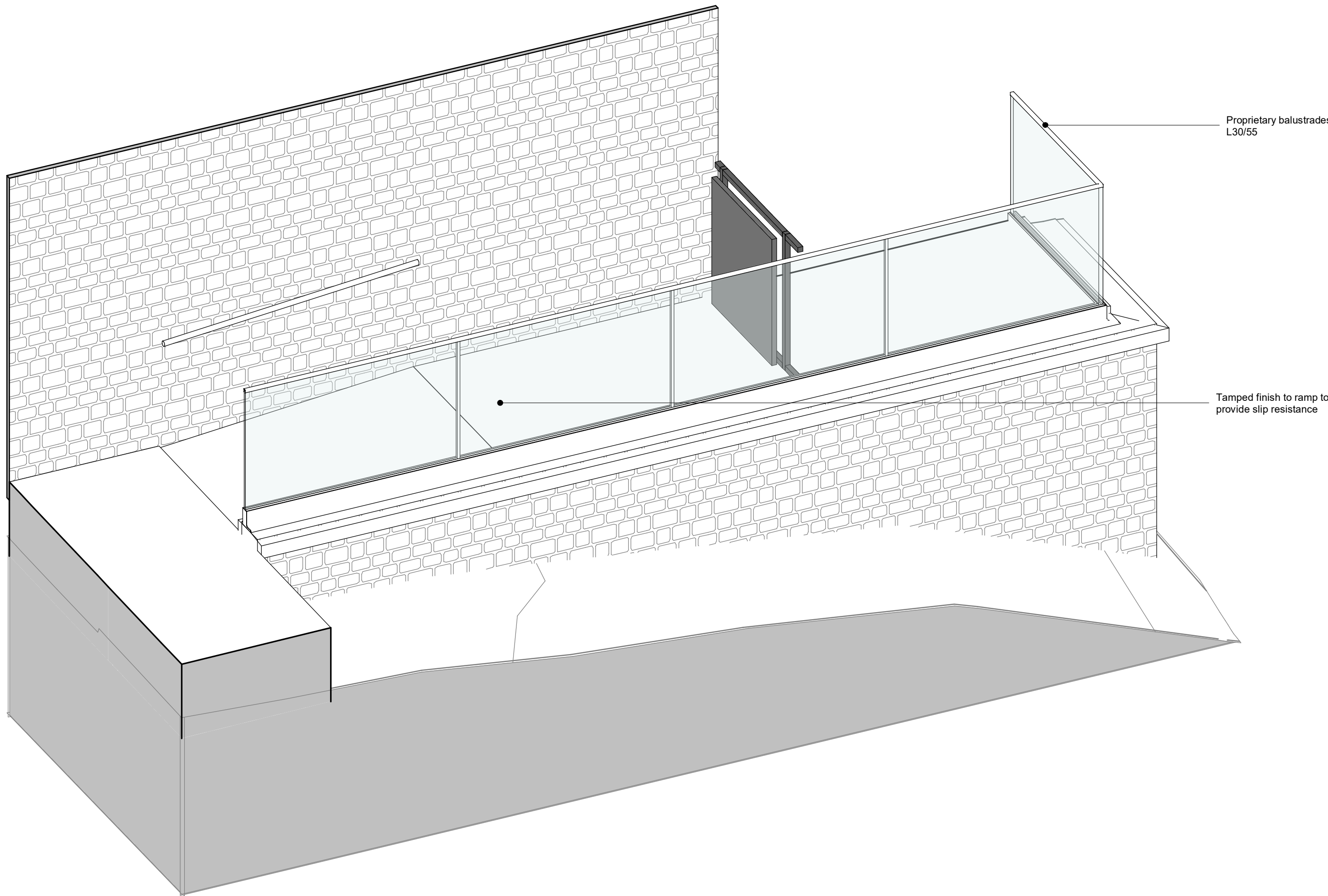
Ramp Floor Plan

1 : 25



Ramp Section

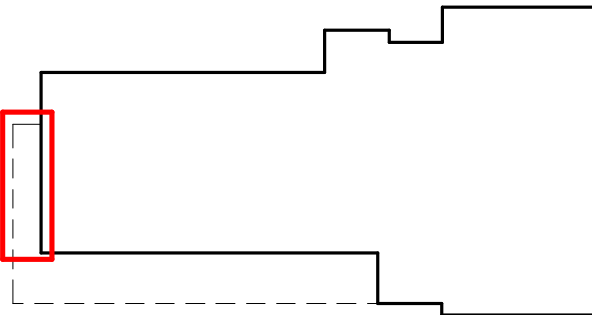
1 : 25



© d3-associates  
This drawing is the subject of copyright which vests in d3-associates. It is an infringement of copyright to reproduce this drawing, by whatever means, including electronic, without the express written consent of d3-associates which reserves all its rights.

d3-associates asserts its rights to be identified as the author of this design. All drawings, images and models are subject to the Copyright, Designs & Patents Act 1988.

- Responsibility is not accepted for errors made by others in scaling from this drawing. All construction information should be taken from figured dimensions only
- Report errors & omissions to d3-associates
- Check all dimensions on site
- To be read in conjunction with Health and Safety plan and all relevant risk assessments



Rev	Description	Issued	Checked	Date
P01	Draft Tender Issue	TY	MD	03/12/21
P02	Draft Tender Issue following structural / civils input	TY	MD	17/12/21
P03	Tender Issue	TY	MD	17/01/22

Purpose of issue

Issued for tender

Project Information

Chinley, Buxworth& Brownside Parish Council

Chinley Community Centre

Drawing Information

## Ramp Setting Out

Project ID	Originator	Zone	Level	Type	Role	Drawing No.
------------	------------	------	-------	------	------	-------------

CHIN D3A 00 00 DR A 5303

Project No.	Drawn	Scale @ A1	Status	Revision
-------------	-------	------------	--------	----------

1607 TY As indicated

D2 P03

d3associates  
ENERGY & ARCHITECTURE

info@d3-associates.co.uk  
www.d3-associates.co.uk



Internal Door Schedule

Mark	To Room	NBS Reference	NBS Description	Unit Type	Door Size		WallThickness	Fire Designation	Vision Panel	Side Screen	Floor Mounted Door Stop	Ironmongery Set
					Height	Width						
Di.0.01	Social Space	L20/20A	Internal Doors	A	2400	2750	150		No		Yes	Locking Single
Di.0.02	Multi-Purpose	L20/20B	Internal Doors	B	2100	1010	118		No	Yes, refer to key	Yes	Locking Single
Di.0.03	MP Store	L20/20C	Internal Doors	C	2100	910	170	FD30S	No		Yes	Store / Plant / Cleaner's Single
Di.0.04	Changing Places	L20/20C	Internal Doors	C	2100	1150	120		No			Accessible WC / Shower
Di.0.05	Shower	L20/20C	Internal Doors	C	2100	710	120		No			Shower Room
Di.0.06	Cleaner's Store	L20/20C	Internal Doors	C	2100	710	120	FD30S	No			Store / Plant / Cleaner's Single
Di.0.07	Manifold Cupboard	L20/20D	Internal Doors	D	2100	1310	120	FD30S	No			Store Double
Di.0.08	WC 01	L20/20C	Internal Doors	C	2100	810	120		No		Yes	WC Door
Di.0.09	WC 02	L20/20C	Internal Doors	C	2100	810	120		No		Yes	WC Door
Di.0.10	WC 03	L20/20C	Internal Doors	C	2100	810	120		No		Yes	WC Door
Di.0.11	WC 04	L20/20C	Internal Doors	C	2100	810	120		No		Yes	WC Door
Di.0.12	Office	L20/20C	Internal Doors	C	2100	1010	120		Yes		Yes	Locking Single
Di.0.13	Kitchen	L20/20C	Internal Doors	C	2100	1010	120	FD30S	Yes			Store / Plant / Cleaner's Single
Di.0.14	Change 02	L20/20C	Internal Doors	C	2100	910	120		No			Locking Single
Di.0.15	Change 02	L20/20C	Internal Doors	C	2100	910	120		No		Yes	Non-Locking Single
Di.0.16	WC 05	L20/20C	Internal Doors	C	2100	810	120		No		Yes	WC Door
Di.0.17	Change 01	L20/20C	Internal Doors	C	2100	910	120		No			Non-Locking Single
Di.0.18	Hall	L20/20B	Internal Doors	B	2100	1010	170		No	Yes, refer to key	Yes	Non-Locking Single
Di.0.19	Hall Store	L20/20D	Internal Doors	D	2100	1510	170	FD30S	No		Yes adjacent wall	Store Double
Di.0.20	Hall Store	L20/20D	Internal Doors	D	2100	1510	170	FD30S	No		Yes adjacent wall	Store Double

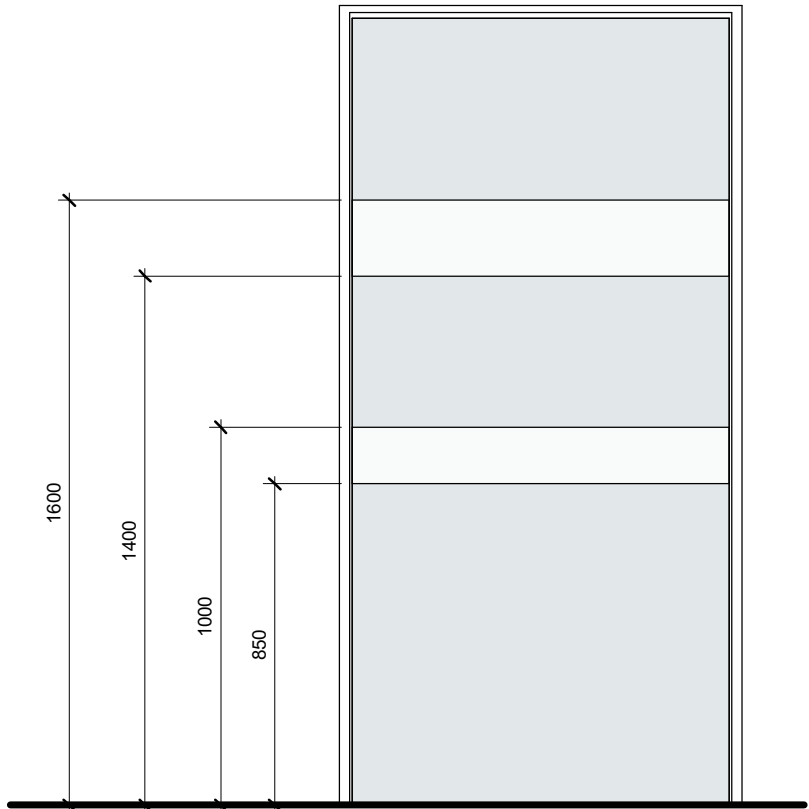
Male & Female W.C's, Accessible W.C doors to be undercut (up to 25mm) to allow for ventilation. Cleaner's store and kitchen door to be undercut to maximum permissible.

Thumbturn required for escape in direction of travel to door DI.0.01

© d3-associates  
This drawing is the subject of copyright which vests in d3-associates. It is an infringement of copyright to reproduce this drawing, by whatever means, including electronic, without the express written consent of d3-associates which reserves all its rights.

d3-associates asserts its rights to be identified as the author of this design. All drawings, images and models are subject to the Copyright, Designs & Patents Act 1988.

- Responsibility is not accepted for errors made by others in scaling from this drawing. All construction information should be taken from figured dimensions only
- Report errors & omissions to d3-associates
- Check all dimensions on site
- To be read in conjunction with Health and Safety plan and all relevant risk assessments

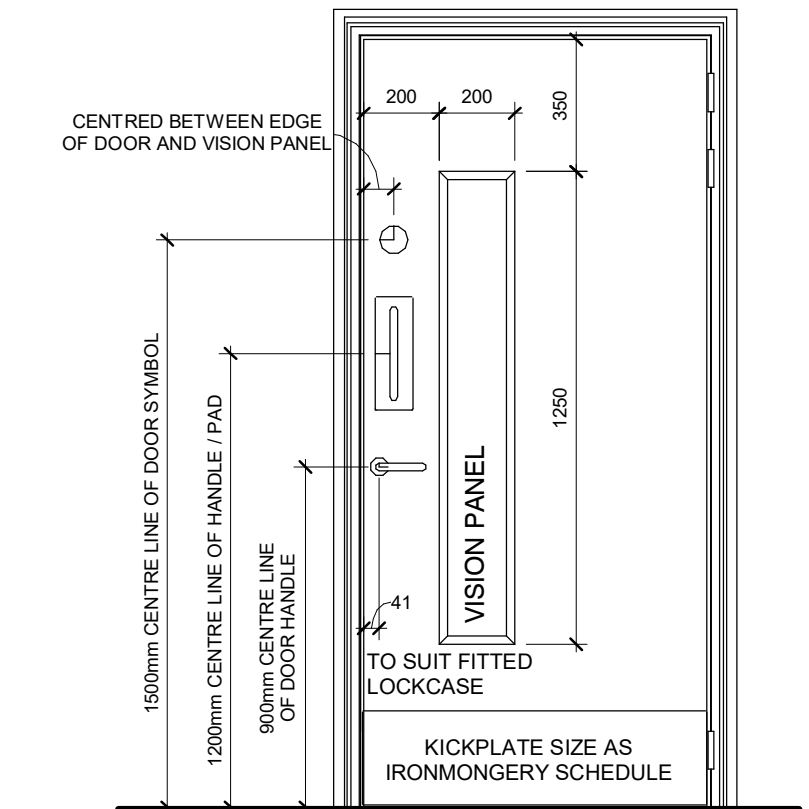


Manifestation Setting Out

1 : 20

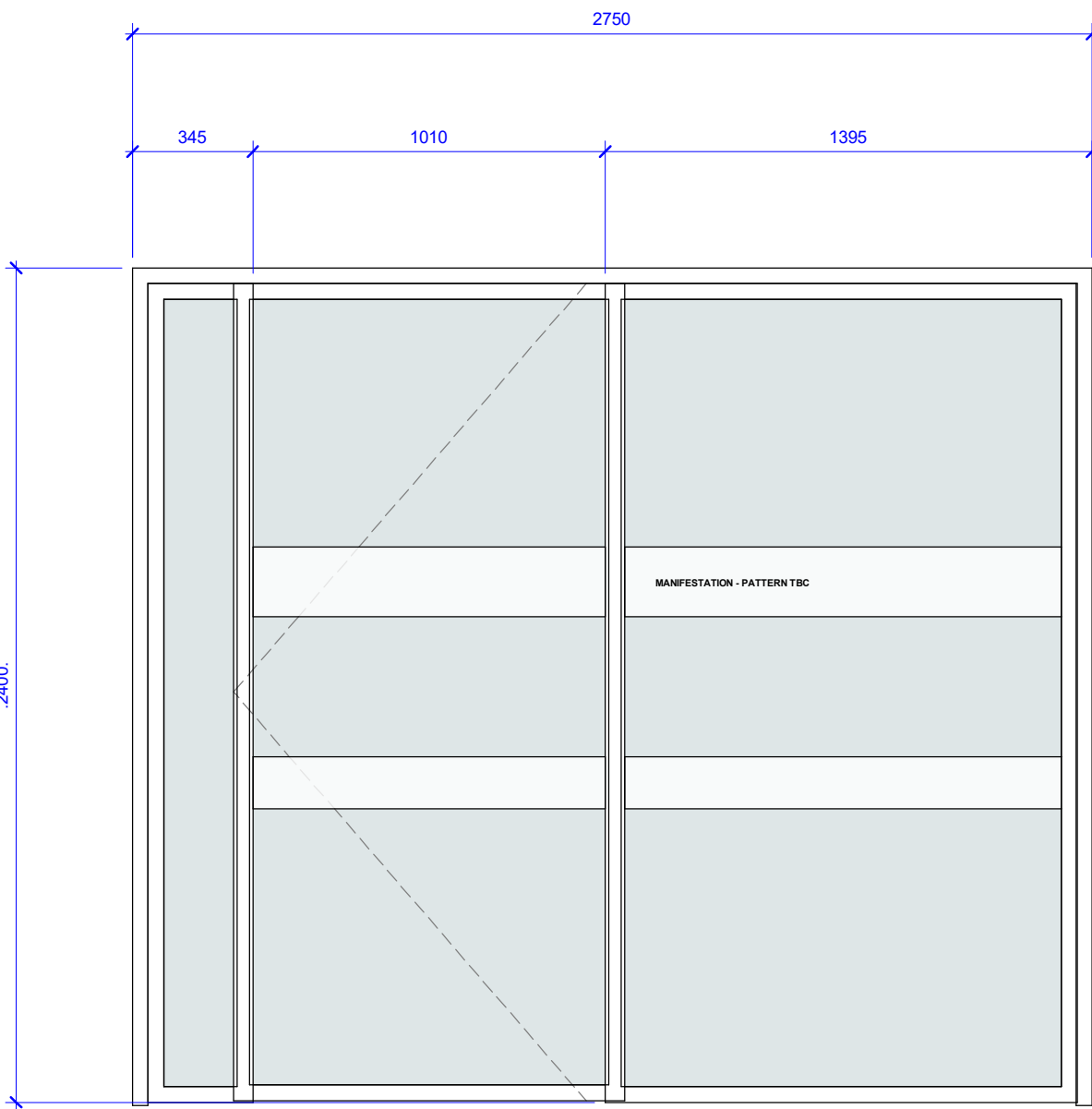
Ironmongery Schedule

Ironmongery Set	Pairs of Hinges	Lever latch handle and rose	Push plate / Pull handle	Cylinder deadlock	Keyhole and rose	Thumbturn with privacy indicator and emergency release	Kick plates	Fingerpull	Floor bolt to slave leaf	Access control requirements	Door Closer	Signage
Accessible WC / Shower	1.5	Yes	No	Yes	No	Yes	In direction of travel	No	No	None	Overhead Closer	Unisex WC / Shower symbol and accessible symbol
Locking Single	1.5	Yes	No	Yes	Yes	No	In direction of travel	No	No	None	Overhead Closer	
Non-Locking Double	3	No	Yes	No	No	No	In direction of travel	No	Yes	None	Overhead Closer	
Non-Locking Single	1.5	No	Yes	No	No	No	In direction of travel	No	No	None	Overhead Closer	
Shower Room	1.5	Yes	No	Yes	No	Yes	In direction of travel	No	No	None	None	Unisex shower symbol
Store / Plant / Cleaner's Single	1.5	Yes	No	Yes	Yes	No	In direction of travel	No	No	None	Overhead Closer	Fire door keep locked signage
Store Double	3	Yes	No	Yes	Yes	No	In direction of travel	No	Yes	None	None	Fire door keep locked signage
WC Door	1.5	Yes	No	Yes		Yes	In direction of travel	No	No	None	Overhead Closer	Unisex WC symbol



Ironmongery Setting Out

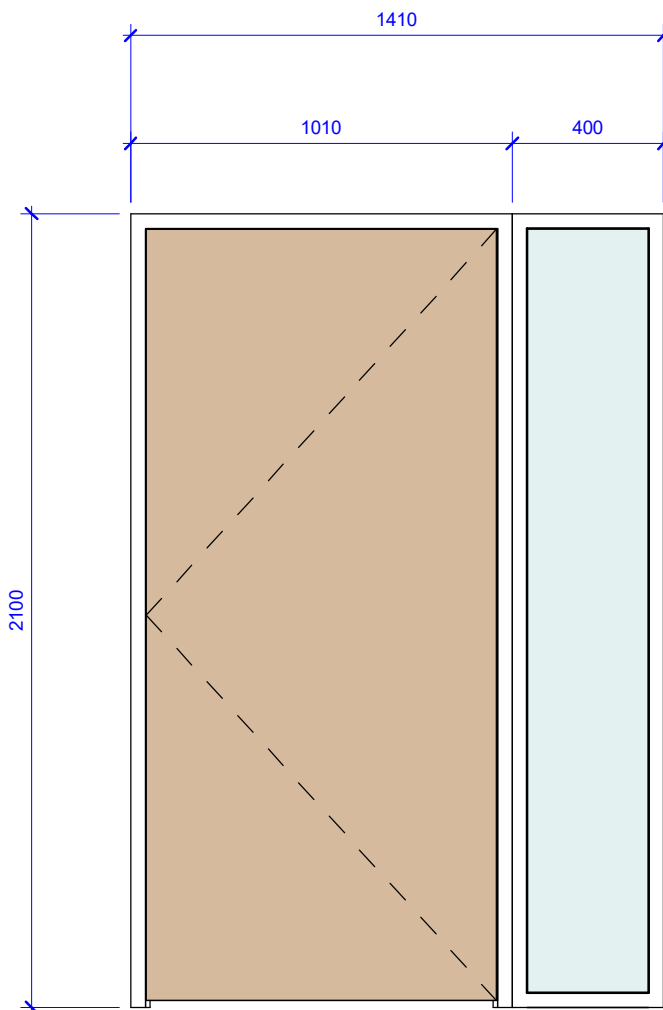
1 : 20



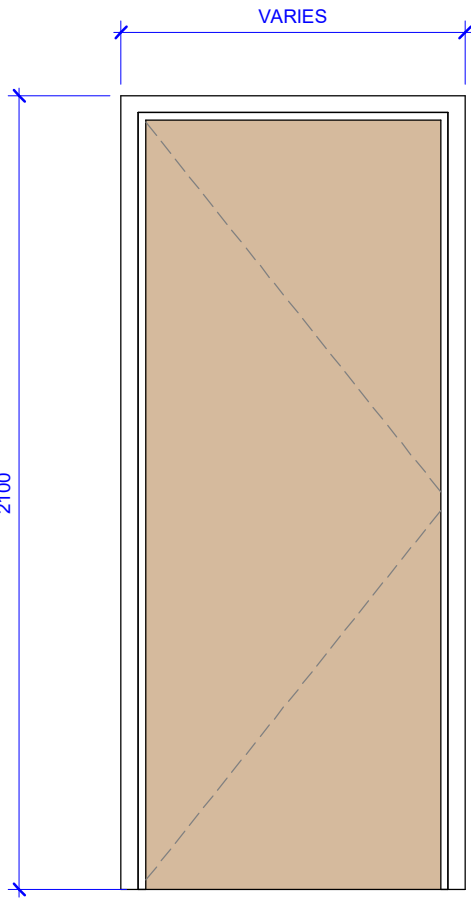
Type A

Internal Door Types

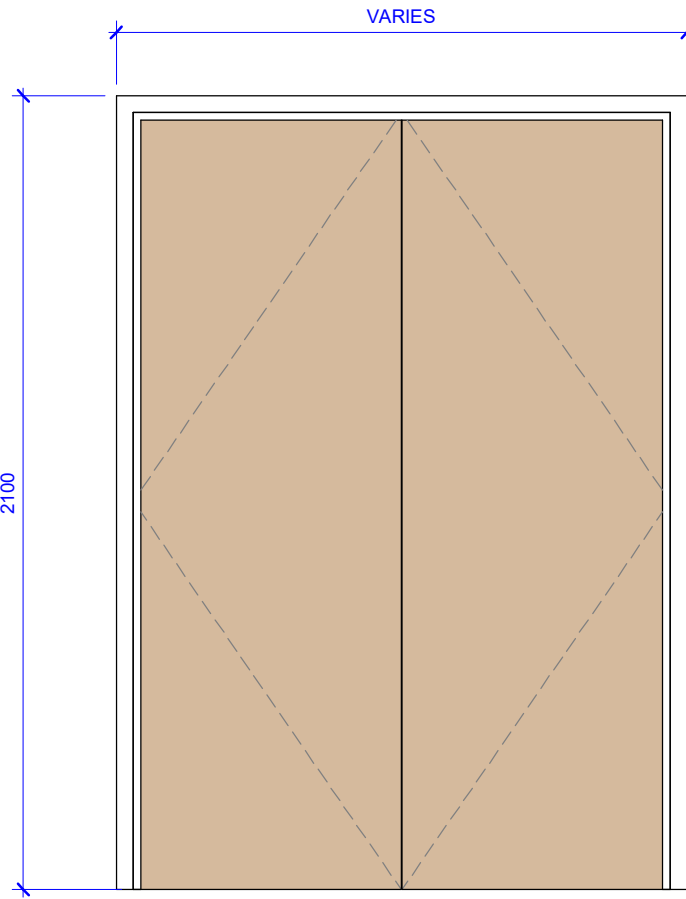
1 : 20



Type B



Type C



Type D

Rev	Description	Issued	Checked	Date
P01	Draft Tender Issue	TY	MD	03/12/21
P02	Draft Tender Issue following structural / civils input	TY	MD	17/12/21
P03	Tender Issue	TY	MD	17/01/22

Purpose of issue

Issued for tender

Project Information

Chinley, Buxworth& Brownside Parish Council

Chinley Community Centre

Drawing Information

Internal Door Schedule

Project ID	Originator	Zone	Level	Type	Role	Drawing No.
CHIN	D3A	00	XX	SC	A	6001
Project No.	Drawn	Scale @ A1	Status	Revision		
1607	TY	1 : 20				

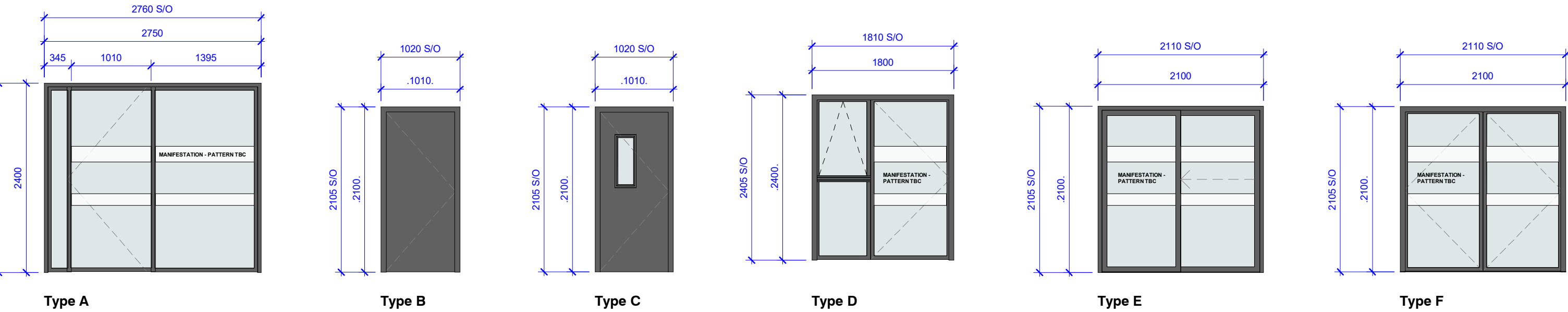
D2 P03

d3associates  
ENERGY & ARCHITECTURE

info@d3-associates.co.uk  
www.d3-associates.co.uk

External Door Schedule

Mark	Room	NBS Reference	NBS Description	Unit Type	Unit Size		Structural Opening		Wall Thickness	Safety Glazing	Vision Panel	Weather Seals	Ironmongery	Comments
					Height	Width	Height	Width						
Dx.0.01	Lobby	L20/45A	External Doors	A	2400	2750	2405	2760	150	Yes	No	Yes	Powered access control, push button internally and externally on maglocks. Lockable externally out of hours with key.	PPC RAL Framed double glazed single door and 2no. side panels. Bell required internally.
Dx.0.02	Plant	L20/45B	External Doors	B	2100	1010	2105	1020	302	No	No	Yes	Satin stainless steel lever handles with 5 lever deadlock	PPC RAL 7016 Frame and Leaf
Dx.0.03	Changing Circulation	L20/45C	External Doors	C	2100	1010	2105	1020	302	No	Yes	Yes	Satin stainless steel lever handles with 5 lever deadlock	PPC RAL 7016 Frame and Leaf
Dx.0.04	Social Space	L20/45D	External Doors	D	2100	1800	2105	1810	302	Yes	No	Yes	Satin stainless steel lever handles with 5 lever deadlock. Door stops required externally.	PPC RAL 7016 Framed double glazed single door and side panel with opening top light.
Dx.0.05	Hall	L20/45E	External Doors	E	2100	2100	2105	2110	302	Yes	No	Yes	5 lever deadlock	PPC RAL 7016 Framed double glazed sliding door
Dx.0.06	Hall	L20/45F	External Doors	F	2100	2100	2105	2110	302	Yes	No	Yes	Panic push bar for glazed doors internally, satin stainless steel lever handles externally. 5 lever deadlock. Door stops required externally.	PPC RAL 7016 Frame double glazed double door
Dx.0.07	Hall Store	L20/45B	External Doors	B	2100	1010	2105	1020	302	No	No	Yes	Satin stainless steel lever handles with 5 lever deadlock	PPC RAL 7016 Frame and Leaf

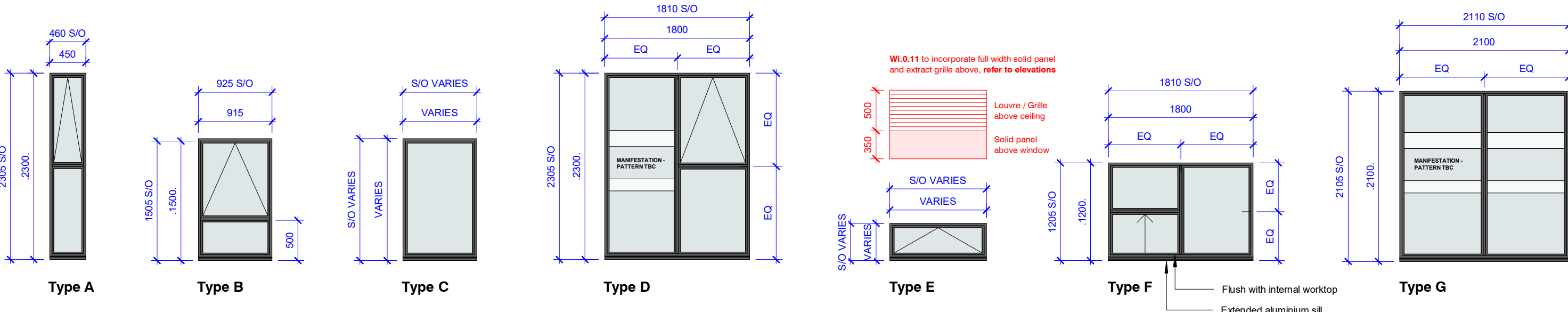


External Door Types

1 : 50

Window Schedule

Mark	Room	NBS Reference	NBS Description	Unit Type	Sill Height Above FFL	Window Size		Structural Opening		Lintel	Comments
						Height	Width	Height	Width		
Wi.0.01	Hall	L10/25A	Aluminium windows	A	145	2300	450	2305	460	Catnic CTF5 - Black	Frame PPC RAL 7016. Openable top light with lock and restrictors. To provide trickle vents.
Wi.0.02	Hall	L10/25A	Aluminium windows	A	145	2300	450	2305	460	Catnic CTF5 - Black	Frame PPC RAL 7016. Openable top light with lock and restrictors. To provide trickle vents.
Wi.0.03	Hall	L10/25A	Aluminium windows	A	145	2300	450	2305	460	Catnic CTF5 - Black	Frame PPC RAL 7016. Openable top light with lock and restrictors. To provide trickle vents.
Wi.0.04	Hall	L10/25A	Aluminium windows	A	145	2300	450	2305	460	Catnic CTF5 - Black	Frame PPC RAL 7016. Openable top light with lock and restrictors. To provide trickle vents.
Wi.0.05	Office	L10/25B	Aluminium windows	B	900	1500	915	1505	925	Formed in timber frame	Frame PPC RAL 7016. Openable top light with lock and restrictors. To provide trickle vents.
Wi.0.06	Office	L10/25C	Aluminium windows	C	900	1500	915	1505	925	Formed in timber frame	Frame PPC RAL 7016. Fixed unit. To provide trickle vents.
Wi.0.07	Multi-Purpose	L10/25D	Aluminium windows	D	145	2300	1800	2305	1810	TBC - Refer to NBS	Frame PPC RAL 7016. Openable light with lock and restrictors. To provide trickle vents.
Wi.0.08	Multi-Purpose	L10/25D	Aluminium windows	D	145	2300	1800	2305	1810	TBC - Refer to NBS	Frame PPC RAL 7016. Openable light with lock and restrictors. To provide trickle vents.
Wi.0.09	Changing Places	L10/25E	Aluminium windows	E	1650	450	1200	455	1210	Formed in timber frame	Frame PPC RAL 7016. Openable with lock and restrictors. To provide trickle vents.
Wi.0.10	Change 01	L10/25E	Aluminium windows	E	1650	450	1200	455	1210	Formed in timber frame	Frame PPC RAL 7016. Openable with lock and restrictors. To provide trickle vents.
Wi.0.11	Change 02	L10/25E	Aluminium windows	E	900	1200	1200	1205	1210	Formed in timber frame	Frame PPC RAL 7016. Openable with lock and restrictors. To provide trickle vents.
Wi.0.12	Social Space	L10/25C	Aluminium windows	C	600	1500	1600	1505	1610	Formed in timber frame	Frame PPC RAL 7016. Fixed unit. To provide trickle vents.
Wi.0.13	Kitchen	L10/25F	Aluminium windows	F	900	1200	1800	1205	1810	Formed in timber frame	Frame PPC RAL 7016. Openable sliding light with lock. To provide trickle vents. Required to be flush with interal worktop, include extended sill.
Wi.0.14	Hall	L10/25G	Aluminium windows	G	0	2100	2100	2105	2110	Formed in timber frame	Frame PPC RAL 7016. Fixed unit. To provide trickle vents.
Wi.0.15	Hall	L10/25G	Aluminium windows	G	0	2100	2100	2105	2110	Formed in timber frame	Frame PPC RAL 7016. Fixed unit. To provide trickle vents.

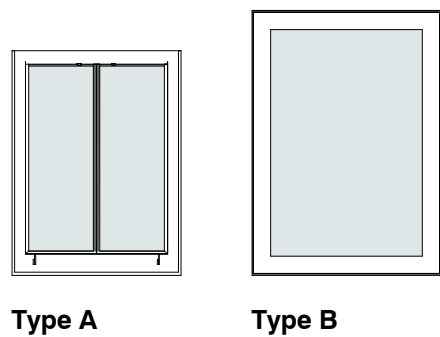


Window Types

1 : 50

Rooflight Schedule

Mark	Room	NBS Reference	NBS Description	Unit Type	Unit Size		Comments
					Height	Width	
RL.0.01	Hall	L10/45C	Rooflights	A	980	550	Flush conservation rooflight, electric opening, one glazing bar
RL.0.02	Hall	L10/45C	Rooflights	A	980	550	Flush conservation rooflight, electric opening, one glazing bar
RL.0.03	Social Space	L10/45B	Rooflights	B	1500	1000	Fixed monolight
RL.0.04	Multi-Purpose	L10/45C	Rooflights	A	980	550	Flush conservation rooflight, fixed, one glazing bar
RL.0.05	Multi-Purpose	L10/45C	Rooflights	A	980	550	Flush conservation rooflight, electric opening, one glazing bar



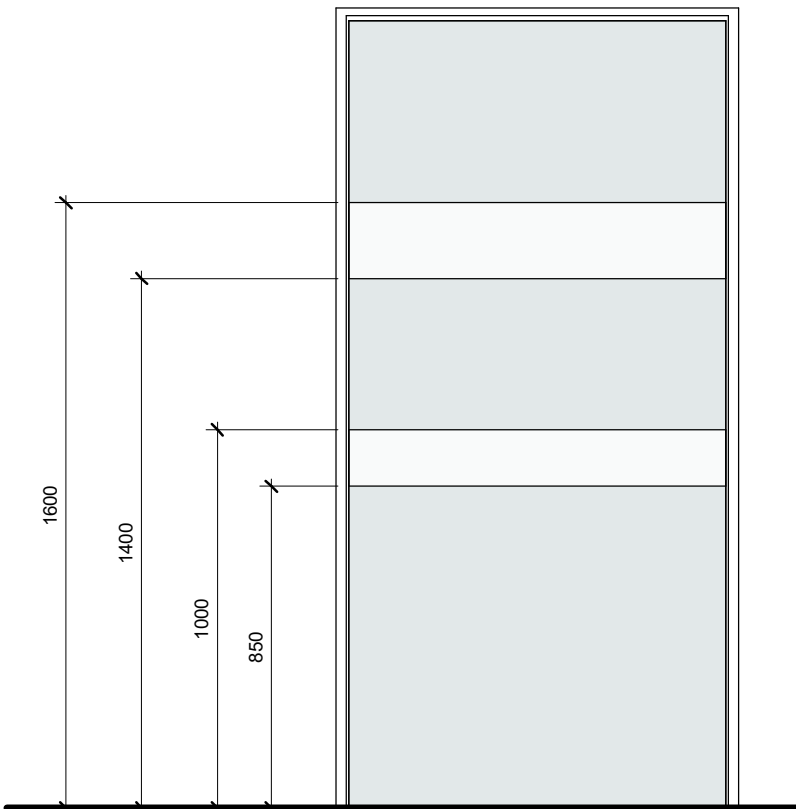
Rooflight Types

1 : 50

© d3-associates  
This drawing is the subject of copyright which vests in d3-associates. It is an infringement of copyright to reproduce this drawing, by whatever means, including electronic, without the express written consent of d3-associates which reserves all its rights.

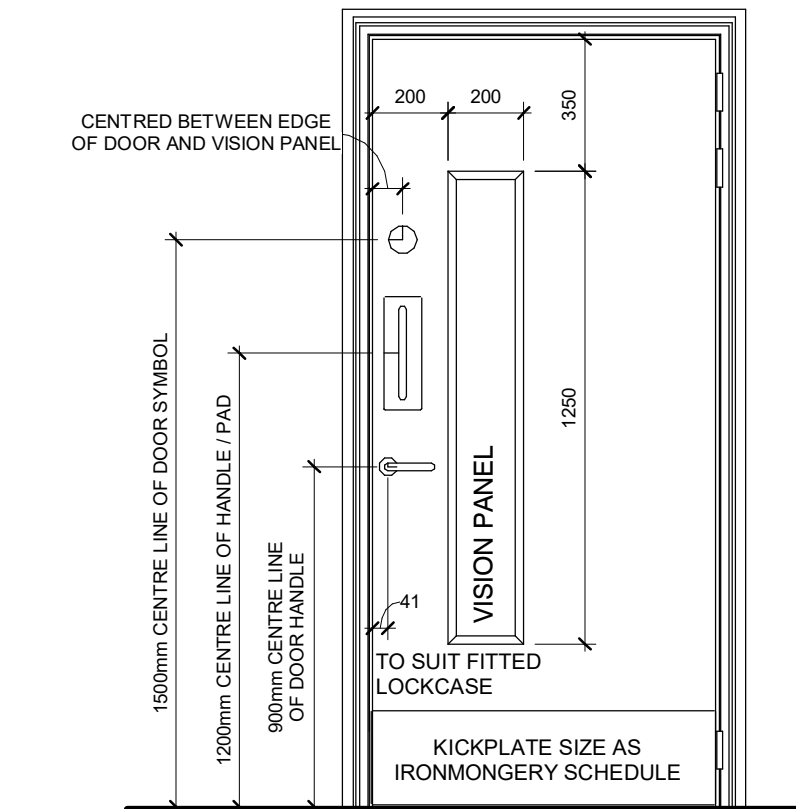
d3-associates asserts its rights to be identified as the author of this design. All drawings, images and models are subject to the Copyright, Designs & Patents Act 1988.

- Responsibility is not accepted for errors made by others in scaling from this drawing. All construction information should be taken from figured dimensions only
- Report errors & omissions to d3-associates
- Check all dimensions on site
- To be read in conjunction with Health and Safety plan and all relevant risk assessments



Manifestation Setting Out

1 : 20



Ironmongery Setting Out

1 : 20

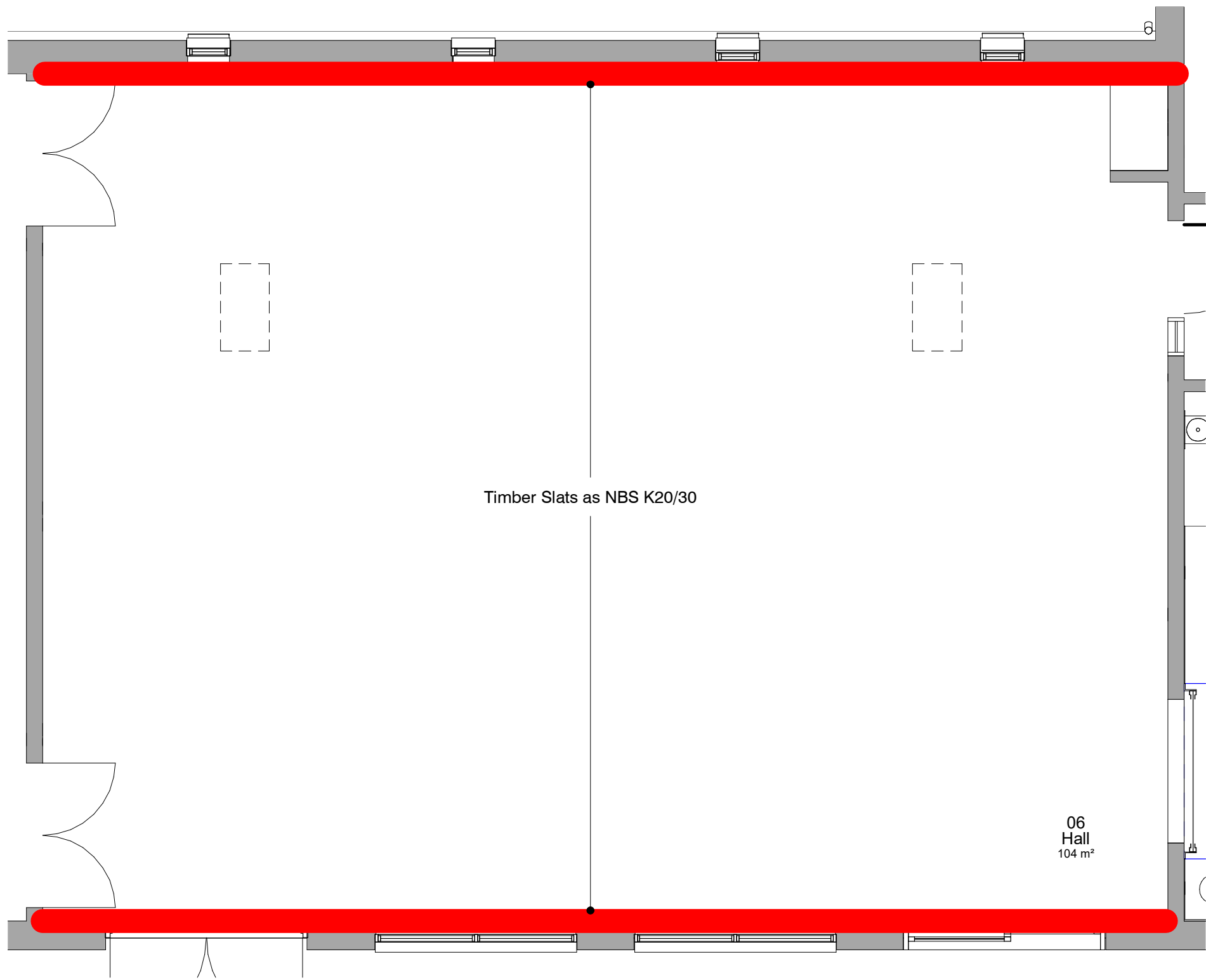
Rev	Description	Issued	Checked	Date
P01	Draft Tender Issue	TY	MD	03/12/21
P02	Draft Tender Issue following structural / civils input	TY	MD	17/12/21
P03	Tender Issue	TY	MD	17/01/22

Purpose of issue						
Issued for tender						
Project Information						
Chinley, Buxworth& Brownside Parish Council						
Chinley Community Centre						
Drawing Information						

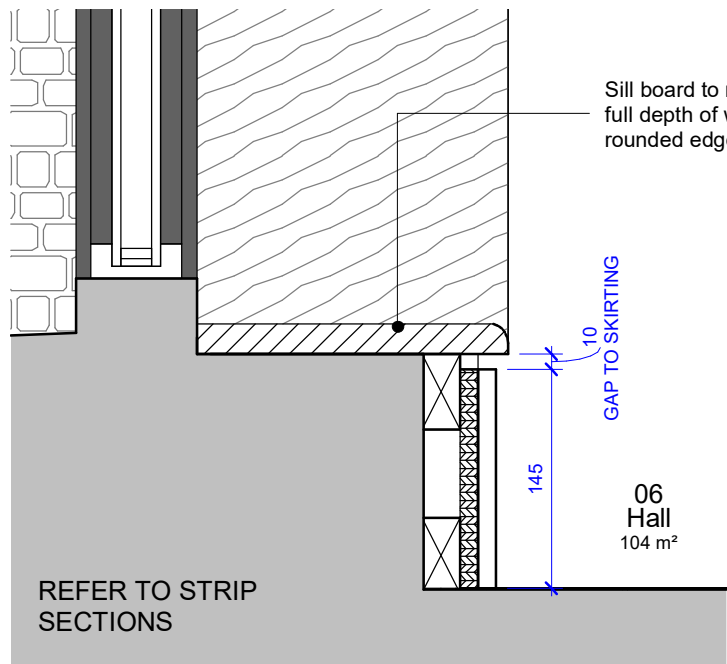
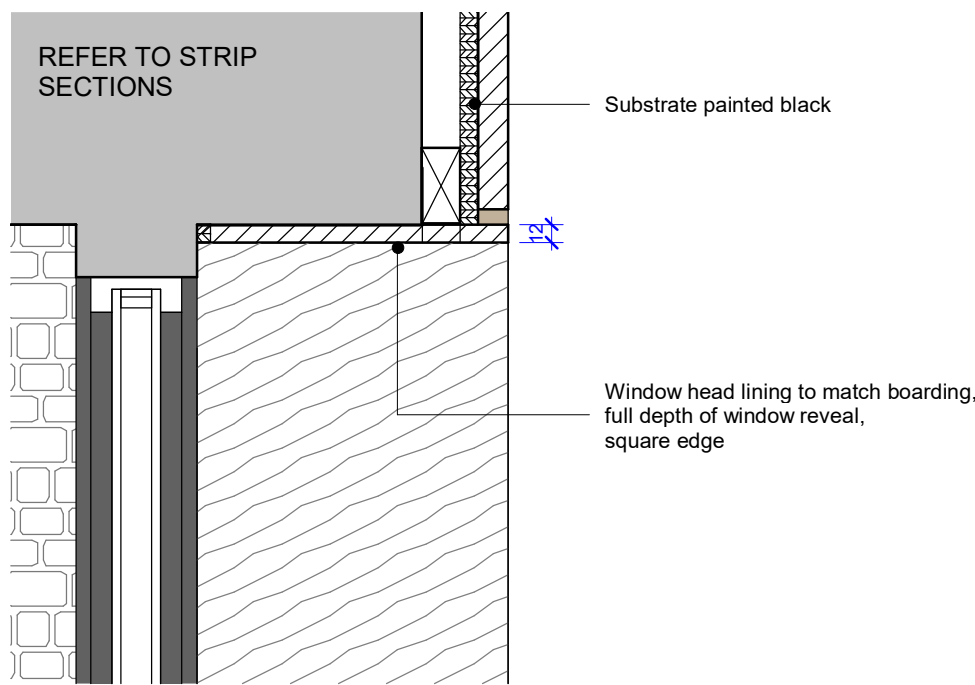
External Door and Glazing Schedule

Project ID	Originator	Zone	Level	Type	Role	Drawing No.
CHIN	D3A	00	XX	SC	A	6201
Project No.	Drawn	Scale @ A1	Status	Revision		
1607	TY	As indicated			D2 P03	

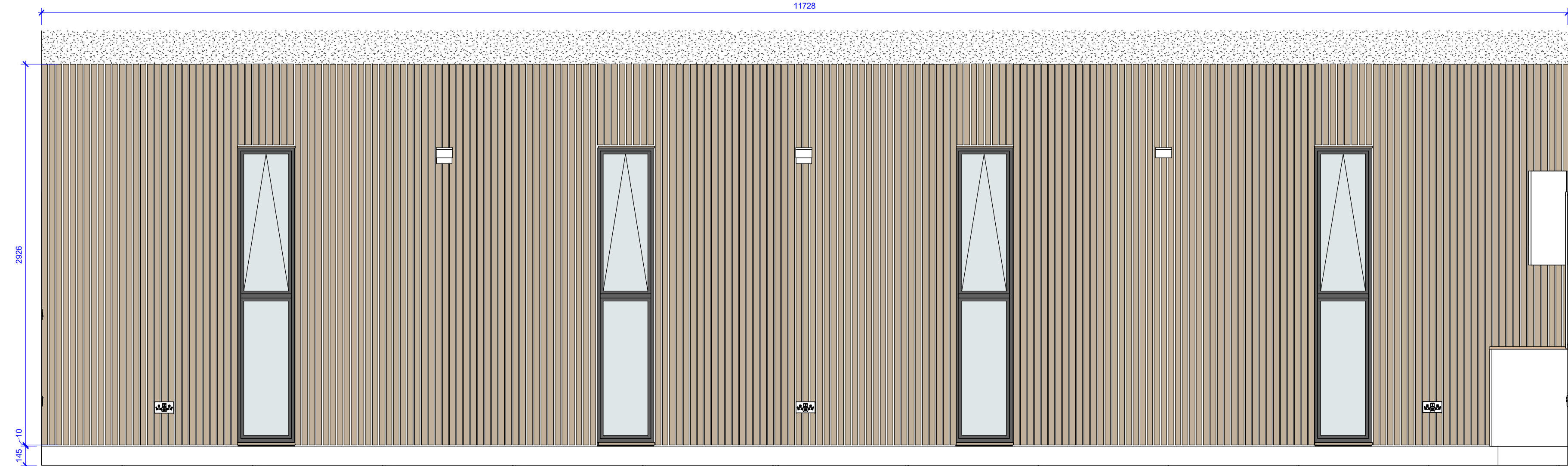




Timber Slat Wall Locations  
1 : 50




Lining Detail  
1 : 5



Hall North Elevation  
1 : 25



Hall South Elevation  
1 : 25



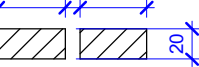
© d3-associates  
This drawing is the subject of copyright which vests in d3-associates. It is an infringement of copyright to reproduce this drawing, by whatever means, including electronic, without the express written consent of d3-associates which reserves all its rights.

d3-associates asserts its rights to be identified as the author of this design. All drawings, images and models are subject to the Copyright, Designs & Patents Act 1988.

- Responsibility is not accepted for errors made by others in scaling from this drawing. All construction information should be taken from figured dimensions only
- Report errors & omissions to d3-associates
- Check all dimensions on site
- To be read in conjunction with Health and Safety plan and all relevant risk assessments

DETAILED SETTING OUT TBC

Boarding Profile



20x44mm fire treated siberian larch slatted screen boards with 10mm gaps

Rev	Description	Issued	Checked	Date
P01	Draft Tender Issue	TY	MD	03/12/21
P02	Tender Issue	TY	MD	17/01/22

Purpose of issue

Issued for tender

Project Information

Chinley, Buxworth & Brownside Parish Council

Chinley Community Centre

Drawing Information

## Joinery Information 01

Project ID	Originator	Zone	Level	Type	Role	Drawing No.
------------	------------	------	-------	------	------	-------------

CHIN	D3A	00	00	DR	A	7001
------	-----	----	----	----	---	------

Project No.	Drawn	Scale @ A1	Status	Revision
-------------	-------	------------	--------	----------

1607	TY	As indicated	D2	P02
------	----	--------------	----	-----

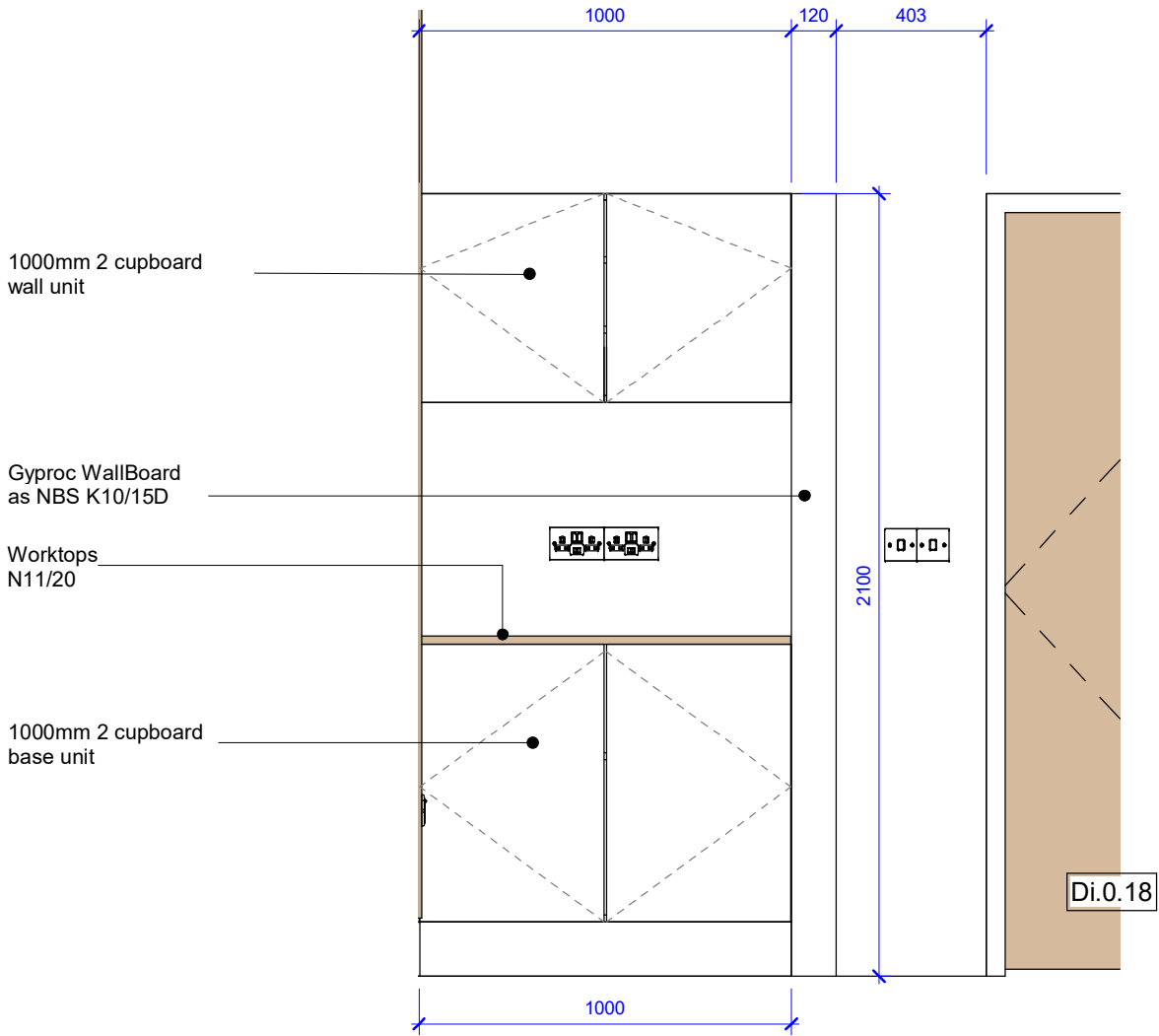
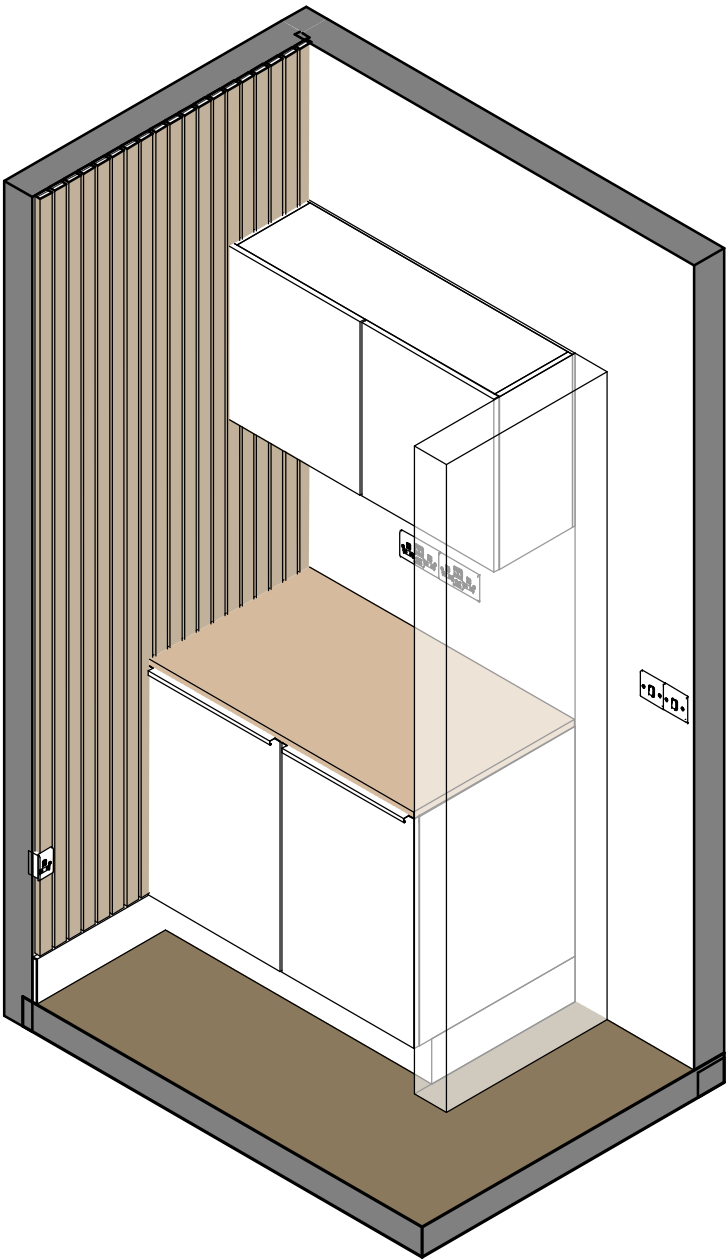
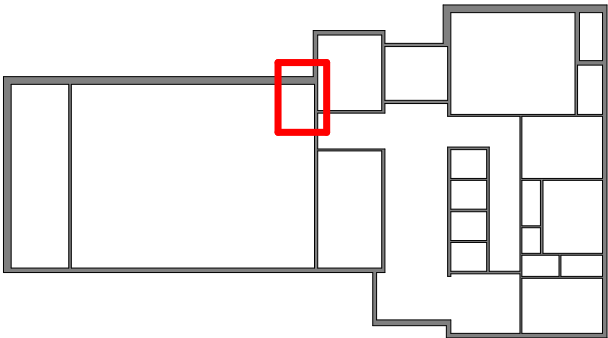
d3associates  
ENERGY & ARCHITECTURE

info@d3-associates.co.uk  
www.d3-associates.co.uk

© d3-associates  
This drawing is the subject of copyright which vests in d3-associates. It is an infringement of copyright to reproduce this drawing, by whatever means, including electronic, without the express written consent of d3-associates which reserves all its rights.

d3-associates asserts its rights to be identified as the author of this design. All drawings, images and models are subject to the Copyright, Designs & Patents Act 1988.

- Responsibility is not accepted for errors made by others in scaling from this drawing. All construction information should be taken from figured dimensions only
- Report errors & omissions to d3-associates
- Check all dimensions on site
- To be read in conjunction with Health and Safety plan and all relevant risk assessments



Control Unit Elevation

1 : 20

Rev	Description	Issued	Checked	Date
P01	Draft Tender Issue	TY	MD	03/12/21
P02	Tender Issue	TY	MD	17/01/22

**Purpose of issue**  
Issued for tender

**Project Information**  
Chinley, Buxworth & Brownside Parish Council  
Chinley Community Centre

**Drawing Information**

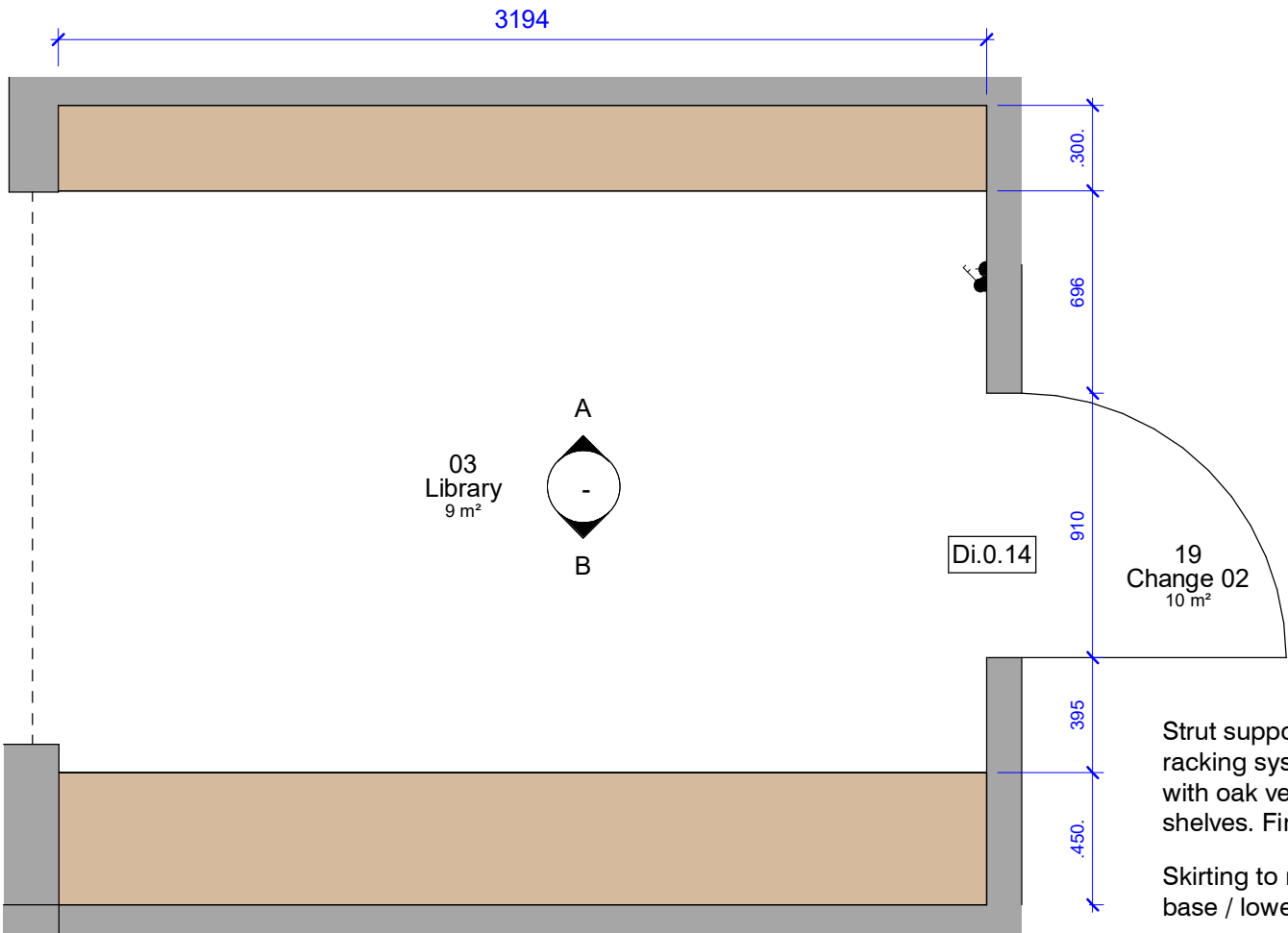
Joinery Information 02

Project ID	Originator	Zone	Level	Type	Role	Dwg No.
CHIN	D3A	00	00	DR	A	7002
Project No.	Drawn	Scale @ A3	Status	Revision		
1607	TY	As indicated	D2	P02		

d3associates  
ENERGY & ARCHITECTURE

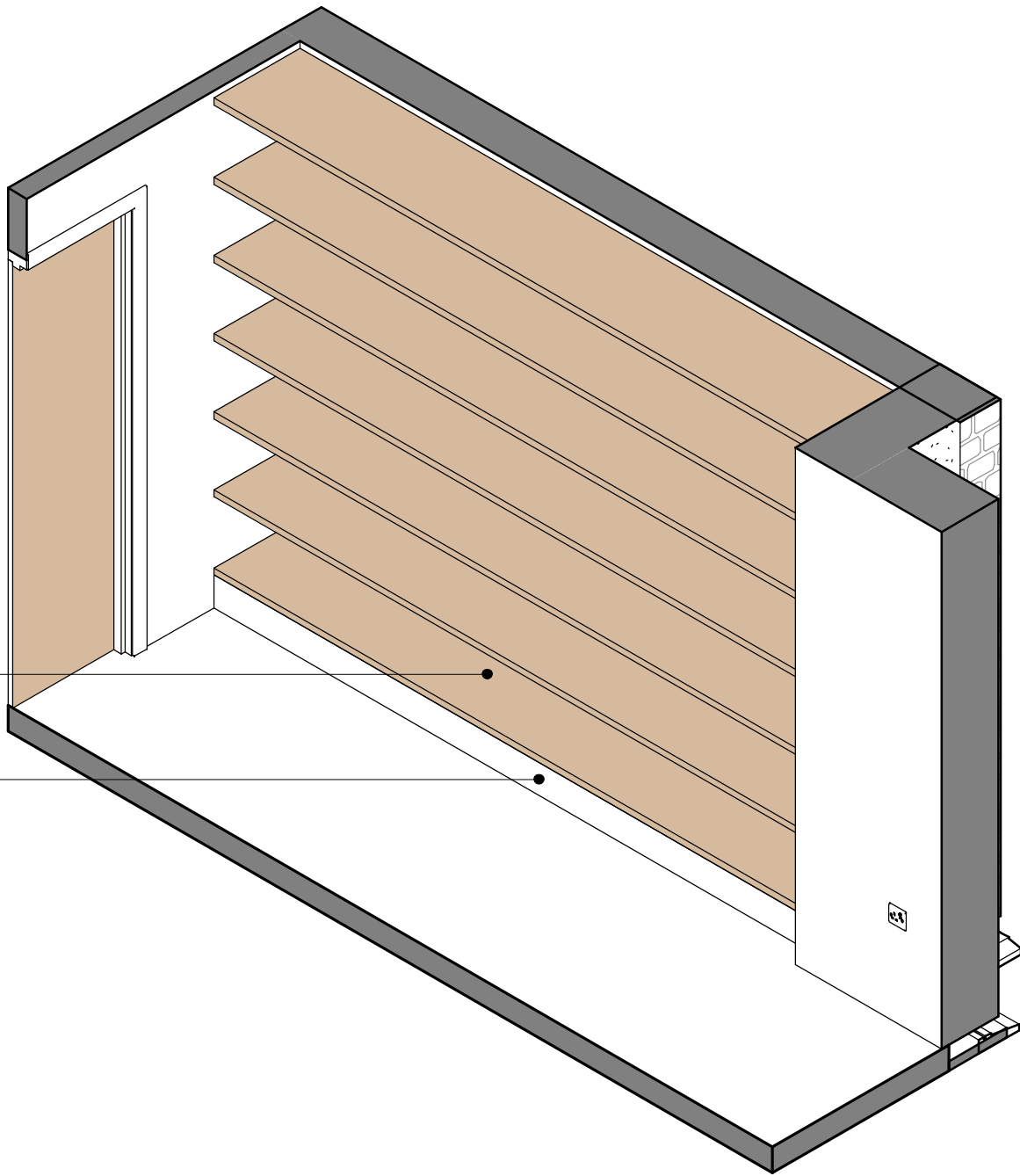
info@d3-associates.co.uk  
www.d3-associates.co.uk






Strut supported racking system, with oak veneered shelves. Finish TBC.

Skirting to return and form base / lowest shelf



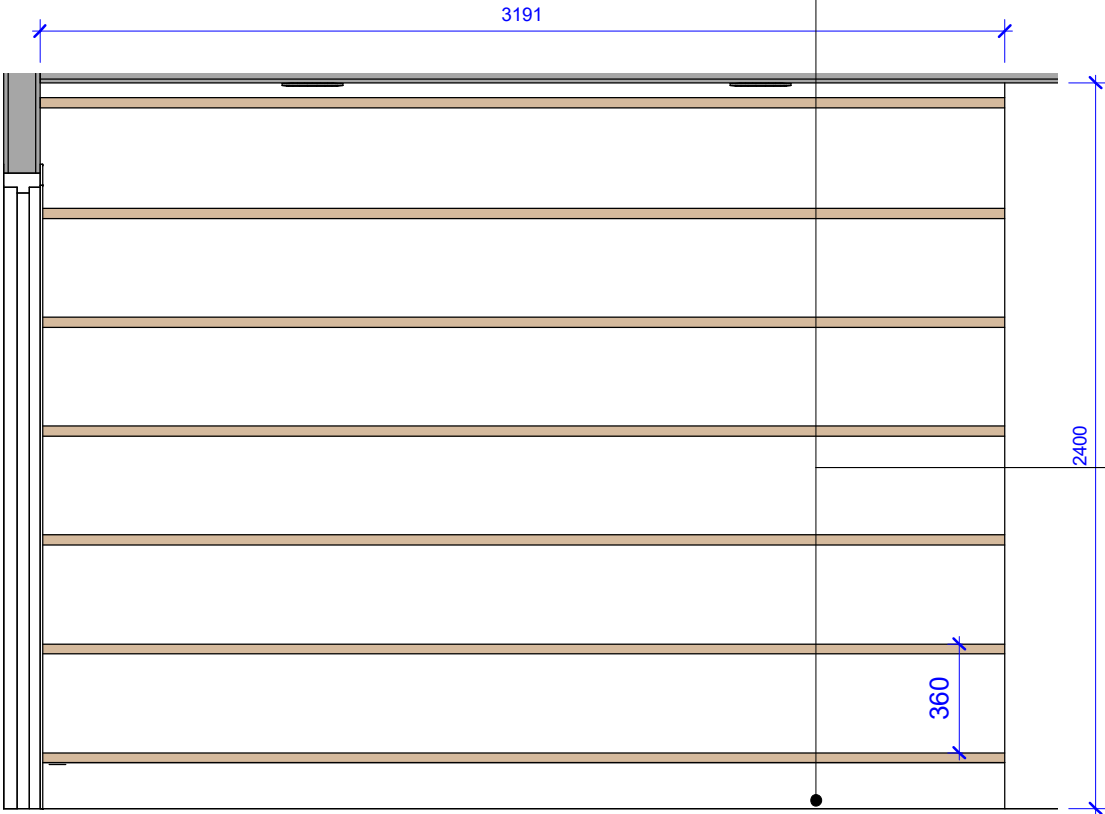
Library Joinery Plan

1 : 25



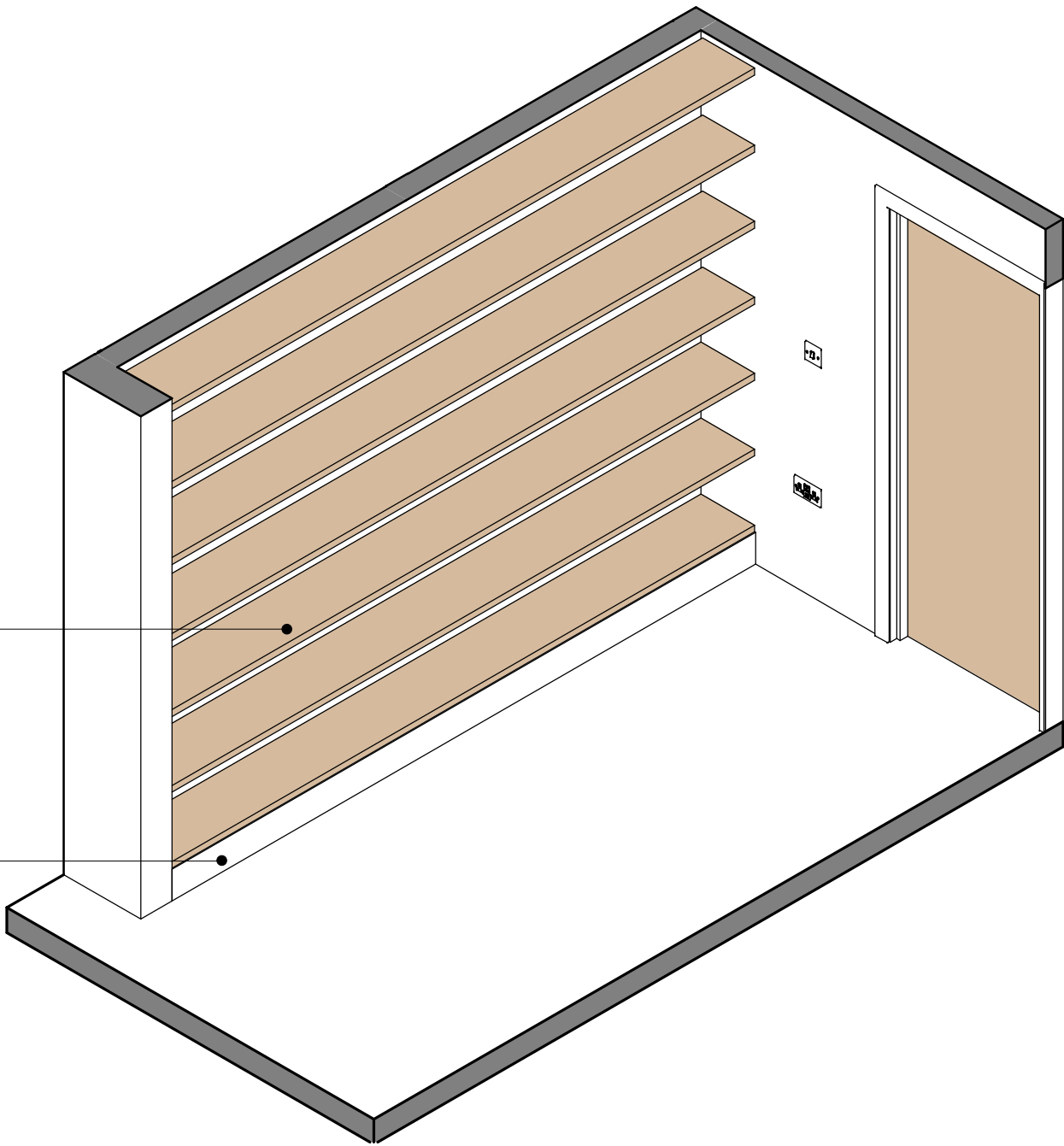
A - Library North Elevation

1 : 25



Strut supported racking system, with oak veneered shelves. Finish TBC.

Skirting to return and form base / lowest shelf



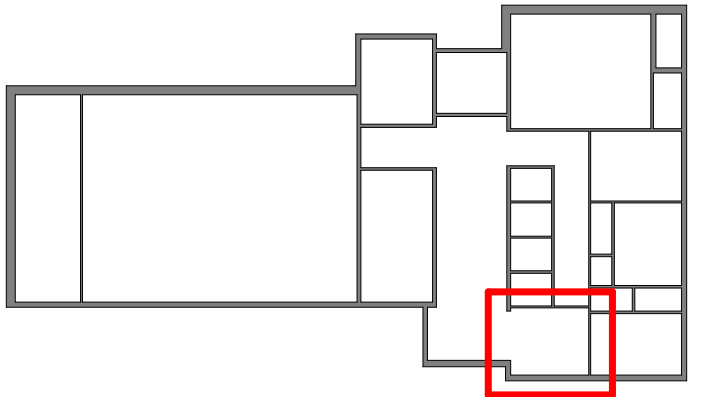
B - Library South Elevation

1 : 25

© d3-associates  
This drawing is the subject of copyright which vests in d3-associates. It is an infringement of copyright to reproduce this drawing, by whatever means, including electronic, without the express written consent of d3-associates which reserves all its rights.

d3-associates asserts its rights to be identified as the author of this design. All drawings, images and models are subject to the Copyright, Designs & Patents Act 1988.

- Responsibility is not accepted for errors made by others in scaling from this drawing. All construction information should be taken from figured dimensions only
- Report errors & omissions to d3-associates
- Check all dimensions on site
- To be read in conjunction with Health and Safety plan and all relevant risk assessments



Rev	Description	Issued	Checked	Date
P01	Draft Tender Issue	TY	MD	03/12/21
P02	Draft Tender Issue following structural / civils input	TY	MD	17/12/21
P03	Tender Issue	TY	MD	17/01/22

Purpose of Issue

Issued for tender

Project Information

Chinley, Buxworth& Brownside Parish Council

Chinley Community Centre

Drawing Information

Project ID	Originator	Zone	Level	Type	Role	Drawing No.
CHIN	D3A	00	00	DR	A	7003
Project No.	Drawn	Scale @ A2	Status	Revision		
1607	TY	As indicated	D2	P03		