

Plan Layout
Scale 1:50

Notes:

General notes:

Contractor to survey site to confirm all dimensions and report any discrepancies.

Existing floor to be protected throughout works.

Do not fix to floor.

Cases

Existing NAM display cases to be checked, surveyed, and in agreement with NAM removed for re-spraying to exhibition colour.

Note one case is to be replicated to make 2x new matching cases.

Power and AV

Power to AV and any case lighting to be concealed where possible or in matching colour conduit, to blend with walls. There must be NO conduit running along floors.

Decoration

Ceiling cannot be decorated. Lights must be protected during works, and installed for exhibition following build.

All walls/networks/cases to be prepared for new decoration in at least 2x coats waterbased vinyl matt emulsion. Case interiors to receive Dacrylate seal prior to decorating in waterbased eco paint.

Graphics

Ensure paint is compatible with any wall applied graphics. To ensure they will adhere. Refer to graphic schedule.

DRINKALL DEAN

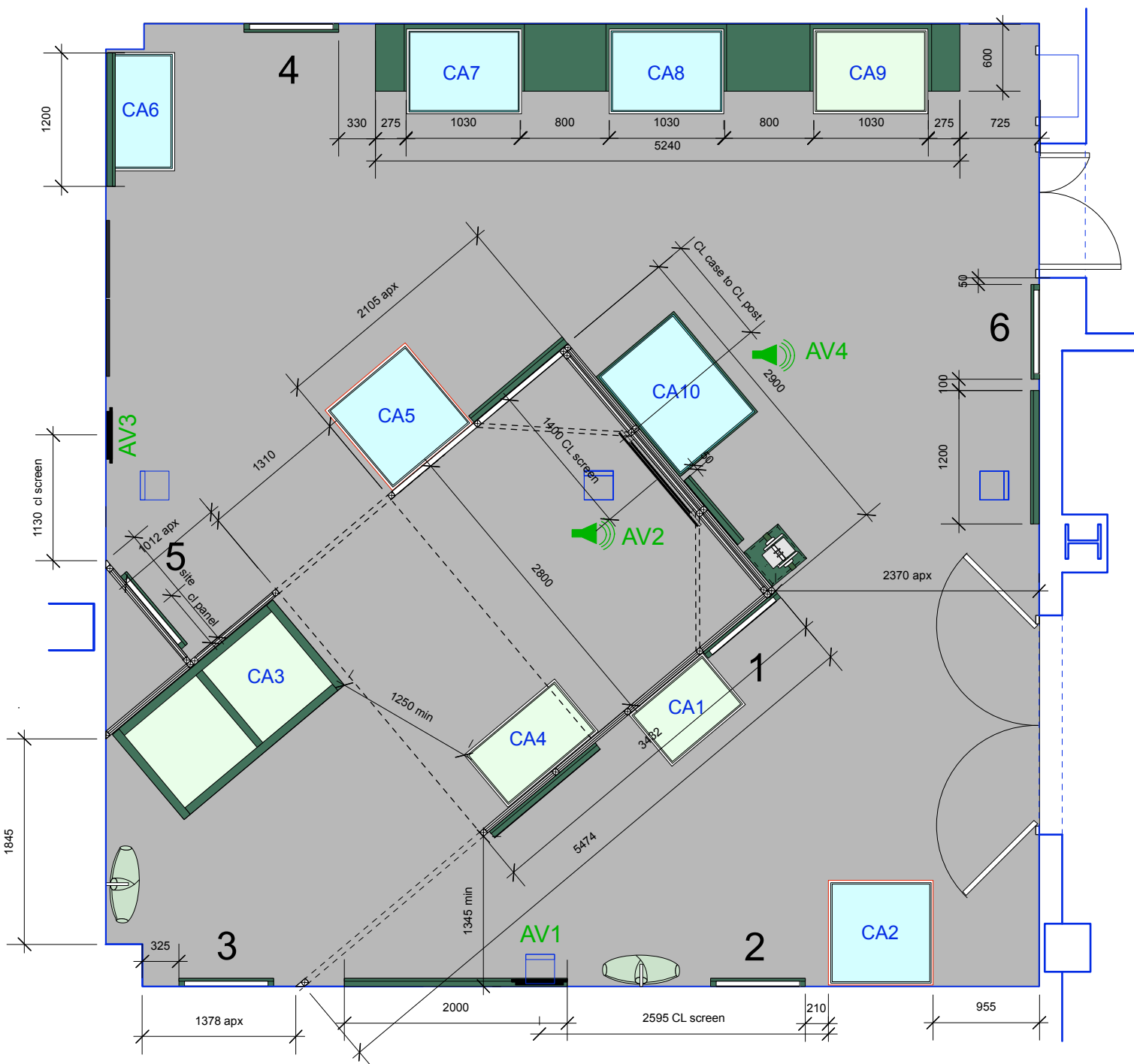
Studio 307
The Light Bulb
1 Filament Walk
Spectrum Way
London SW18 4GQ

PHONE: +44 (0) 20 3735 9113

info@drinkalldean.co.uk www.drinkalldean.co.uk

Copyright ©Drinkall Dean (London) Limited. All rights reserved

<p>NOTES:</p> <p>Intellectual property rights: IPR</p> <p>All IPR that exist within this drawing and/or associated documentation belongs to Drinkall Dean (London) Ltd and are hereby assigned. Drinkall Dean will not be held responsible for any alterations made to this drawing. Any alterations must be notified to Drinkall Dean and a record must be kept.</p> <p>Design intent:</p> <p>This drawing is provided for 'design intent' purposes and should be used for information only. Not to be used for construction. Do not scale from this drawing. It is your responsibility to produce construction drawings. It is your responsibility to carry out all testing and examination (including the construction of mock-ups) as may be necessary such that the designs when constructed are safe and without risk to health at all times when being erected, secured, used, cleaned or maintained. Any significant residual risk associated with this level of design have been noted on the drawing or contained within the pre-construction information.</p> <p>Setting out:</p> <p>All design intent information has been prepared from digital survey details or 'as existing' drawings provided by others. Accuracy cannot be assumed. This drawing should be read in conjunction with any standard detail drawings and specifications of work. It is the contractor's sole responsibility to carry out site dimension checks and to produce rods at a minimum scale of 1:20. All details will be subject to the approval by third parties of the contractor's rods and site strip out.</p> <p>Schedules:</p> <p>All drawings to be read in conjunction with written specifications and associated documentation supplied by Drinkall Dean and annotated by letter/number within this drawing. All drawings to be read in conjunction with drawings and specifications supplied by other project consultants. Any discrepancies between consultants drawings to be reported to the designer immediately and prior to commencement of work.</p> <p>Use of the services:</p> <p>You accept that any Service provided by Drinkall Dean will be suitable for use only for the specified Project unless otherwise agreed. Our drawings are not to be used as the as-built drawings in the Health and Safety file (as defined by the Construction (Design and Management) Regulations 2015) or any other local applicable laws and regulations to which you may be required to abide by. Where the contractor/principle contractor is to develop the design they shall comply with Regulation(s) 9/11 of the CDM Regulations 2015.</p> <p>Confidentiality:</p> <p>This drawing is issued confidentially and must not be disclosed to any third parties without the prior written consent of Drinkall Dean.</p> <p>All structure / services to comply with local authority, building control and environmental health requirements and to service engineers details and calculations.</p> <p>The contractor shall comply with:</p> <p>CDM Regulations 2015 - Duties of contractor/principle contractor. A construction phase plan must be produced prior to commencement of works.</p> <p>Fire Precautions:</p> <p>All construction and materials to conform to current building and fire regulations. Consult the clients fire strategy plan where existing and incorporate into the fire strategy for the construction works.</p> <p>Site Waste Management:</p> <p>The contractor shall manage all waste materials and re-use/recycle as much as possible to minimise waste.</p> <p>Risk Assessment:</p> <p>The contractor must ensure that the site is a hazard free environment at all times.</p>	<p>DRAWING STATUS: TENDER</p>	<p>CLIENT: National Army Museum</p>	<p>DRAWING TITLE: GA - Layout</p>
	<p>REVISION:</p> <p>REF / DATE: DESCRIPTION: DRAWN:</p>	<p>PROJECT: Brothers in Arms</p>	<p>DRAWN BY: AD DATE: 18-09-21 PAPER SIZE: A3</p>
		<p>PROJECT ADDRESS: Royal Hospital Rd, London SW3 4HT</p>	<p>PROJECT NUMBER: 372 SCALE: 1:50</p>
			<p>DRAWING NUMBER: 372_NAM_100.0 REVISION: -</p>



Plan Setting out Layout
Scale 1:50

Notes:

General notes:

Contractor to survey site to confirm all dimensions and report any discrepancies.

Existing floor to be protected throughout works.

Do not fix to floor.

Cases

Existing NAM display cases to be checked, surveyed, and in agreement with NAM removed for re-spraying to exhibition colour.

Note one case is to be replicated to make 2x new matching cases.

Power and AV

Power to AV and any case lighting to be concealed where possible or in matching colour conduit, to blend with walls. There must be NO conduit running along floors.

Decoration

Ceiling cannot be decorated. Lights must be protected during works, and installed for exhibition following build.

All walls/networks/cases to be prepared for new decoration in at least 2x coats waterbased vinyl matt emulsion. Case interiors to receive Dacrylate seal prior to decorating in waterbased eco paint.

Graphics

Ensure paint is compatible with any wall applied graphics. To ensure they will adhere. Refer to graphic schedule.

DRINKALL DEAN

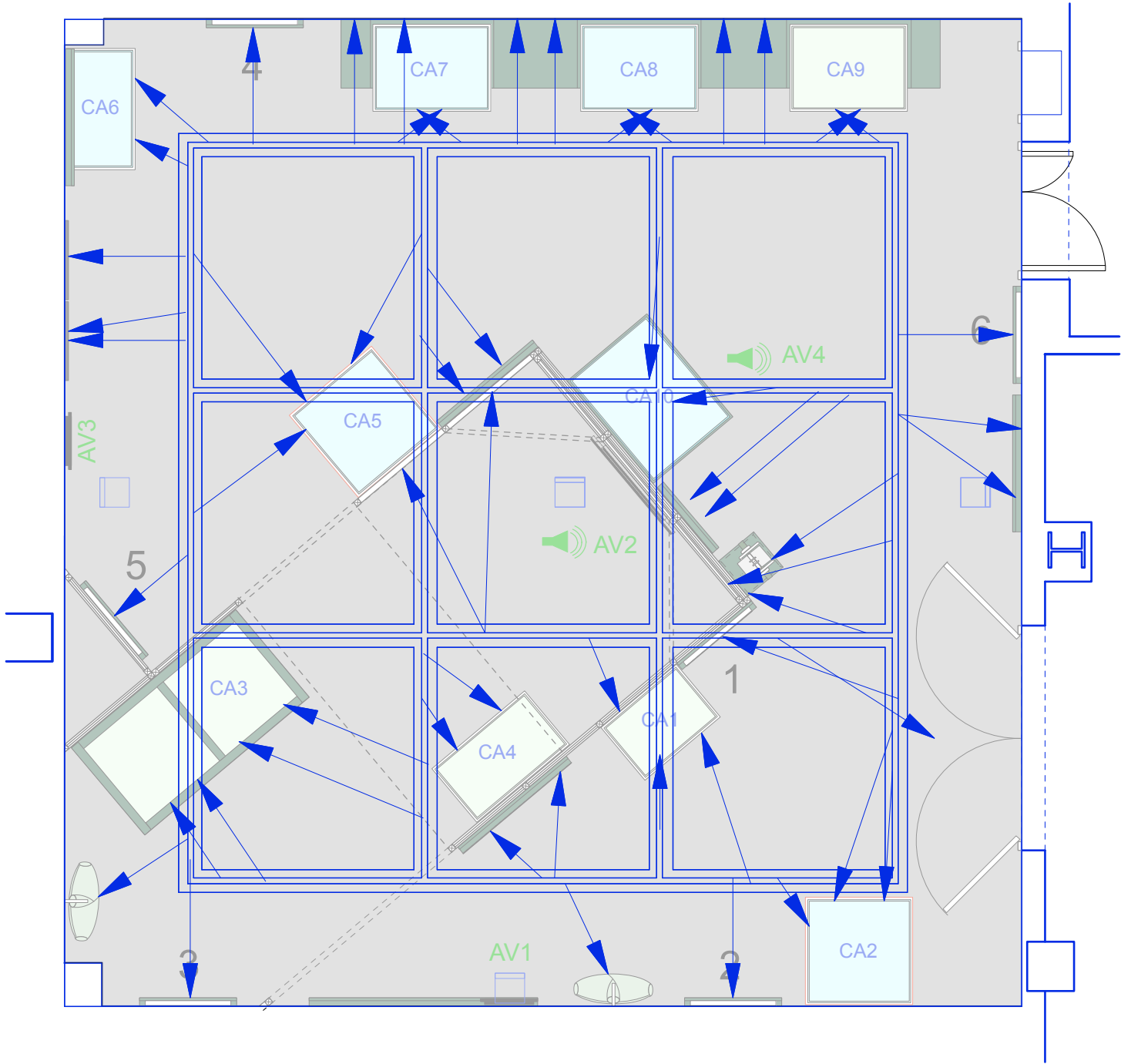
Studio 307
The Light Bulb
1 Filament Walk
Spectrum Way
London SW18 4GQ

PHONE: +44 (0) 20 3735 9113

info@drinkalldean.co.uk www.drinkalldean.co.uk

Copyright ©Drinkall Dean (London) Limited. All rights reserved

<p>NOTES:</p> <p>Intellectual property rights: IPR</p> <p>All IPR that exist within this drawing and/or associated documentation belongs to Drinkall Dean (London) Ltd and are hereby asserted. Drinkall Dean will not be held responsible for any alterations made to this drawing. Any alterations must be notified to Drinkall Dean and a record must be kept.</p> <p>Design intent:</p> <p>This drawing is provided for 'design intent' purposes and should be used for information only. Not to be used for construction. Do not scale from this drawing. It is your responsibility to produce construction drawings. It is your responsibility to carry out all testing and examination (including the construction of mock-ups) as may be necessary such that the designs when constructed are safe and without risk to health at all times when being erected, secured, used, cleaned or maintained. Any significant residual risk associated with this level of design have been noted on the drawing or contained within the pre-construction information.</p> <p>Setting out:</p> <p>All design intent information has been prepared from digital survey details or 'as existing' drawings provided by others. Accuracy cannot be assumed. This drawing should be read in conjunction with any standard detail drawings and specifications of work. It is the contractor's sole responsibility to carry out site dimension checks and to produce rods at a minimum scale of 1:20. All details will be subject to the approval by third parties of the contractor's rods and site strip out.</p> <p>Schedules:</p> <p>All drawings to be read in conjunction with written specifications and associated documentation supplied by Drinkall Dean and annotated by letter/number within this drawing. All drawings to be read in conjunction with drawings and specifications supplied by other project consultants. Any discrepancies between consultants drawings to be reported to the designer immediately and prior to commencement of work.</p> <p>Use of the services:</p> <p>You accept that any Service provided by Drinkall Dean will be suitable for use only for the specified Project unless otherwise agreed. Our drawings are not to be used as the as-built drawings in the Health and Safety file (as defined by the Construction (Design and Management) Regulations 2015) or any other local applicable laws and regulations to which you may be required to abide by. Where the contractor/principle contractor is to develop the design they shall comply with Regulation(s) 9/11 of the CDM Regulations 2015.</p> <p>Confidentiality:</p> <p>This drawing is issued confidentially and must not be disclosed to any third parties without the prior written consent of Drinkall Dean.</p> <p>All structure / services to comply with local authority, building control and environmental health requirements and to service engineers details and calculations.</p> <p>The contractor shall comply with:</p> <p>CDM Regulations 2015 - Duties of contractor/principle contractor. A construction phase plan must be produced prior to commencement of works.</p> <p>Fire Precautions:</p> <p>All construction and materials to conform to current building and fire regulations. Consult the clients fire strategy plan where existing and incorporate into the fire strategy for the construction works.</p> <p>Site Waste Management:</p> <p>The contractor shall manage all waste materials and re-use/recycle as much as possible to minimise waste.</p> <p>Risk Assessment:</p> <p>The contractor must ensure that the site is a hazard free environment at all times.</p>	<p>DRAWING STATUS: TENDER</p>	<p>CLIENT: National Army Musuem</p>	<p>DRAWING TITLE: Setting Out - Layout</p>
	<p>REVISION:</p> <p>REF / DATE: DESCRIPTION: DRAWN:</p>	<p>PROJECT: Brothers in Arms</p>	<p>DRAWN BY: AD DATE: 18-09-21 PAPER SIZE: A3</p>
		<p>PROJECT ADDRESS: Royal Hospital Rd, London SW3 4HT</p>	<p>PROJECT NUMBER: 372 SCALE: 1:50</p>
			<p>DRAWING NUMBER: 372_NAM_101.0 REVISION: -</p>



Notes:

General notes:

This layout is indicative and for development with specialist.

Track grid indicated in blue.

4x light fittings per run of track.

Layout to be fine tuned on site.

Focussing by specialist to comply with conservation requirements.

Zone 3 to feel darker, and more confined than surrounding areas.

RCP Layout
Scale 1:50

DRINKALL DEAN

Studio 307
The Light Bulb
1 Filament Walk
Spectrum Way
London SW18 4GQ

PHONE: +44 (0) 20 3735 9113

info@drinkalldean.co.uk www.drinkalldean.co.uk

Copyright ©Drinkall Dean (London) Limited. All rights reserved

<p>NOTES:</p> <p>Intellectual property rights: IPR</p> <p>All IPR that exist within this drawing and/or associated documentation belongs to Drinkall Dean (London) Ltd and are hereby asserted. Drinkall Dean will not be held responsible for any alterations made to this drawing. Any alterations must be notified to Drinkall Dean and a record must be kept.</p> <p>Design intent:</p> <p>This drawing is provided for 'design intent' purposes and should be used for information only. Not to be used for construction. Do not scale from this drawing. It is your responsibility to produce construction drawings. It is your responsibility to carry out all testing and examination (including the construction of mock-ups) as may be necessary such that the designs when constructed are safe and without risk to health at all times when being erected, secured, used, cleaned or maintained. Any significant residual risk associated with this level of design have been noted on the drawing or contained within the pre-construction information.</p> <p>Setting out:</p> <p>All design intent information has been prepared from digital survey details or 'as existing' drawings provided by others. Accuracy cannot be assumed. This drawing should be read in conjunction with any standard detail drawings and specifications of work. It is the contractor's sole responsibility to carry out site dimension checks and to produce rods at a minimum scale of 1:20. All details will be subject to the approval by third parties of the contractor's rods and site strip out.</p> <p>Schedules:</p> <p>All drawings to be read in conjunction with written specifications and associated documentation supplied by Drinkall Dean and annotated by letter/number within this drawing. All drawings to be read in conjunction with drawings and specifications supplied by other project consultants. Any discrepancies between consultants drawings to be reported to the designer immediately and prior to commencement of work.</p> <p>Use of the services:</p> <p>You accept that any Service provided by Drinkall Dean will be suitable for use only for the specified Project unless otherwise agreed. Our drawings are not to be used as the as-built drawings in the Health and Safety file (as defined by the Construction (Design and Management) Regulations 2015) or any other local applicable laws and regulations to which you may be required to abide by. Where the contractor/principle contractor is to develop the design they shall comply with Regulation(s) 9/11 of the CDM Regulations 2015.</p> <p>Confidentiality:</p> <p>This drawing is issued confidentially and must not be disclosed to any third parties without the prior written consent of Drinkall Dean.</p> <p>All structure / services to comply with local authority, building control and environmental health requirements and to service engineers details and calculations.</p> <p>The contractor shall comply with:</p> <p>CDM Regulations 2015 - Duties of contractor/principle contractor. A construction phase plan must be produced prior to commencement of works.</p> <p>Fire Precautions:</p> <p>All construction and materials to conform to current building and fire regulations. Consult the clients fire strategy plan where existing and incorporate into the fire strategy for the construction works.</p> <p>Site Waste Management:</p> <p>The contractor shall manage all waste materials and re-use/recycle as much as possible to minimise waste. Risk Assessment</p> <p>The contractor must ensure that the site is a hazard free environment at all times.</p>	<p>DRAWING STATUS: TENDER</p>	<p>CLIENT: National Army Musuem</p>	<p>DRAWING TITLE: RCP</p>
	<p>REVISION:</p> <p>REF / DATE: DESCRIPTION: DRAWN:</p>	<p>PROJECT: Brothers in Arms</p>	
		<p>PROJECT ADDRESS: Royal Hospital Rd, London SW3 4HT</p>	<p>DRAWN BY: AD DATE: 18-09-21 PAPER SIZE: A3</p>
			<p>PROJECT NUMBER: 372 SCALE: 1:50</p> <p>DRAWING NUMBER: 372_NAM_102.0 REVISION: -</p>

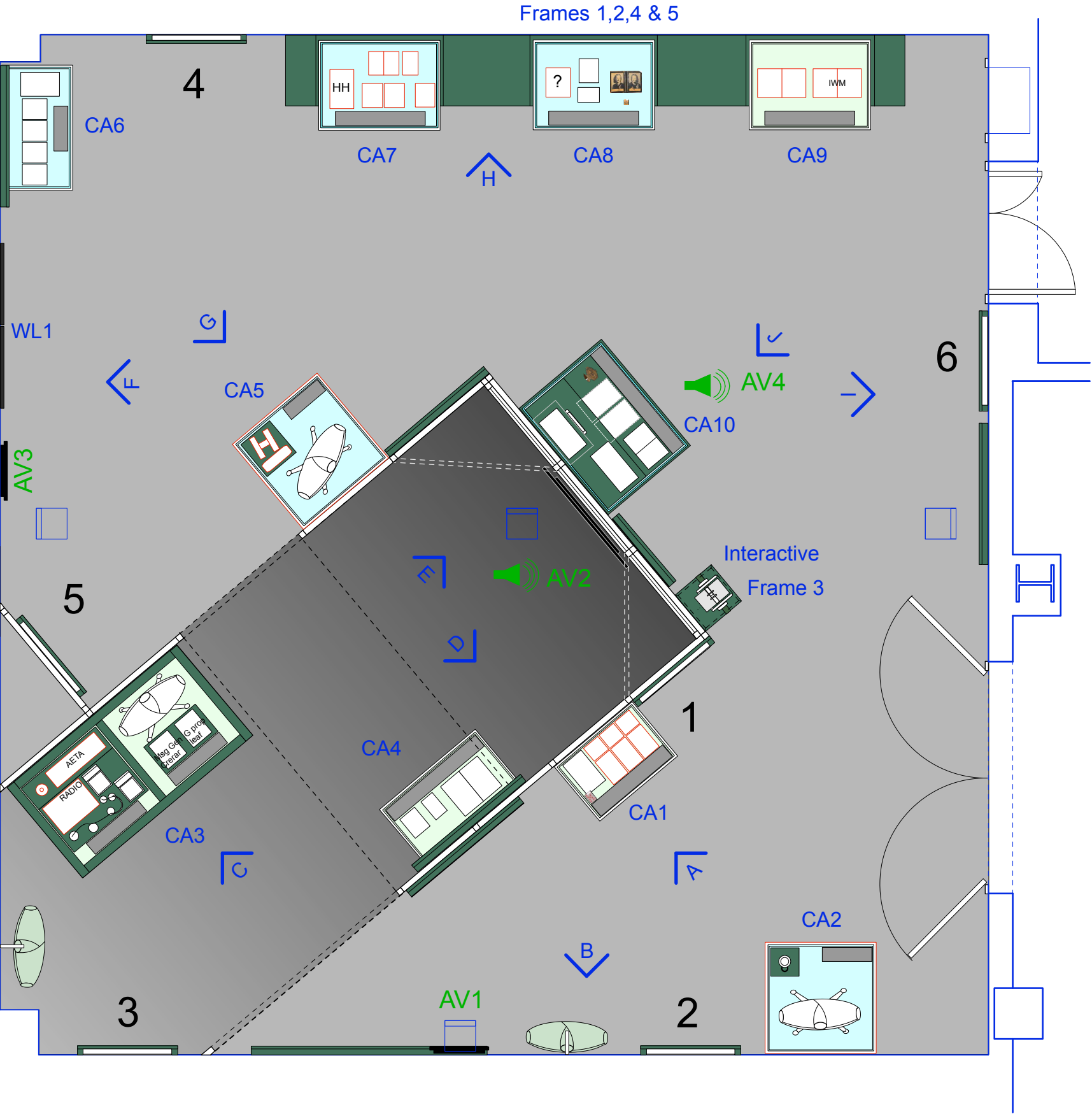


AV3 section 5

1x landscape screen similar to your existing pictured. existing pictured.
Wall mounted as pictured.
No sound

AV2 section 3

1x 50" landsccape screen
1x directional speaker ceiling hung or mounted locally on networks



AV4 section 6

Audio sound delivered by sound shower or directional speaker mounted to top of networks



AV1 section 2

1x landscape screen similar to your existing pictured. Wall mounted as pictured.
No sound

Notes:

AV installation by client.

Contractor to liaise on providing cable ways, and conduit.

Contractor to liaise on providing sufficient fixing grounds and support within new structures.

All power from the ceiling unless unit requiring power sits over floor box.

Speakers to be suspended sound shower or mounted to top of local networks.

DRINKALL DEAN

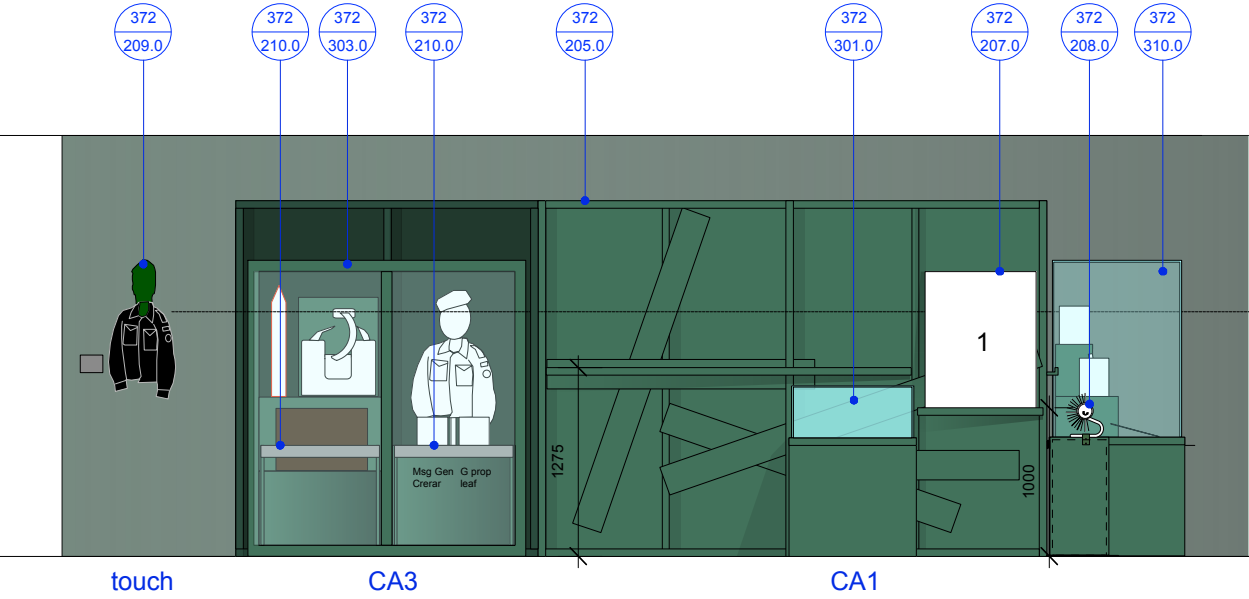
Studio 307
The Light Bulb
1 Filament Walk
Spectrum Way
London SW18 4GQ

PHONE: +44 (0) 20 3735 9113

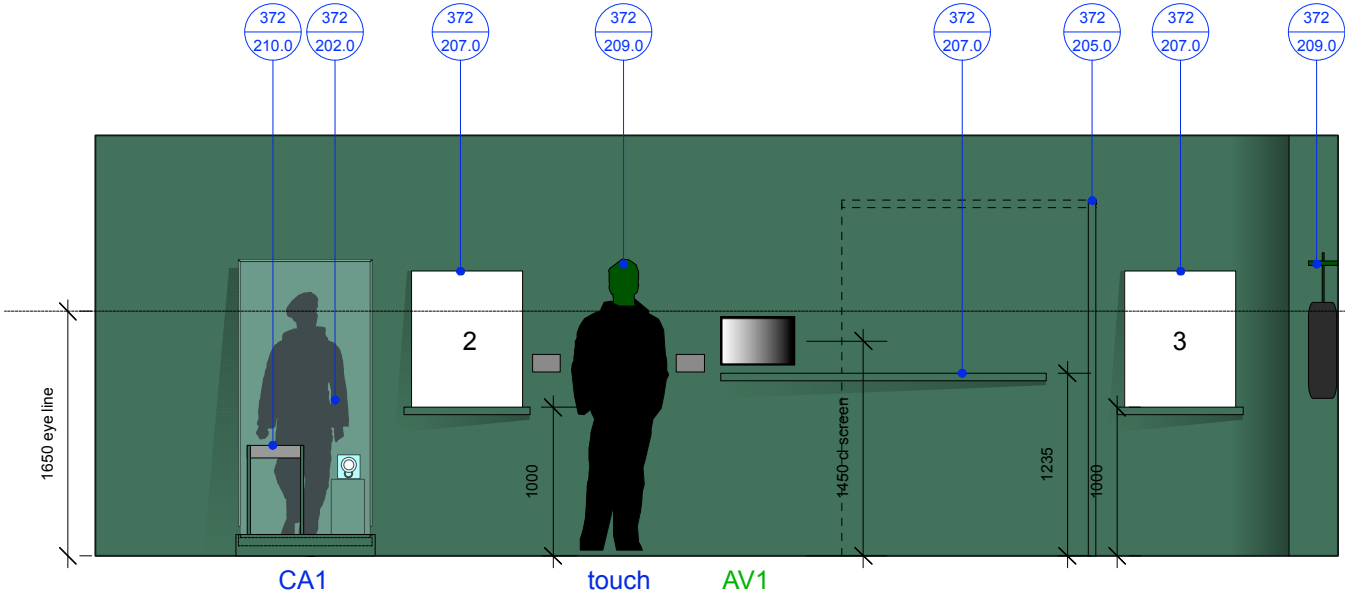
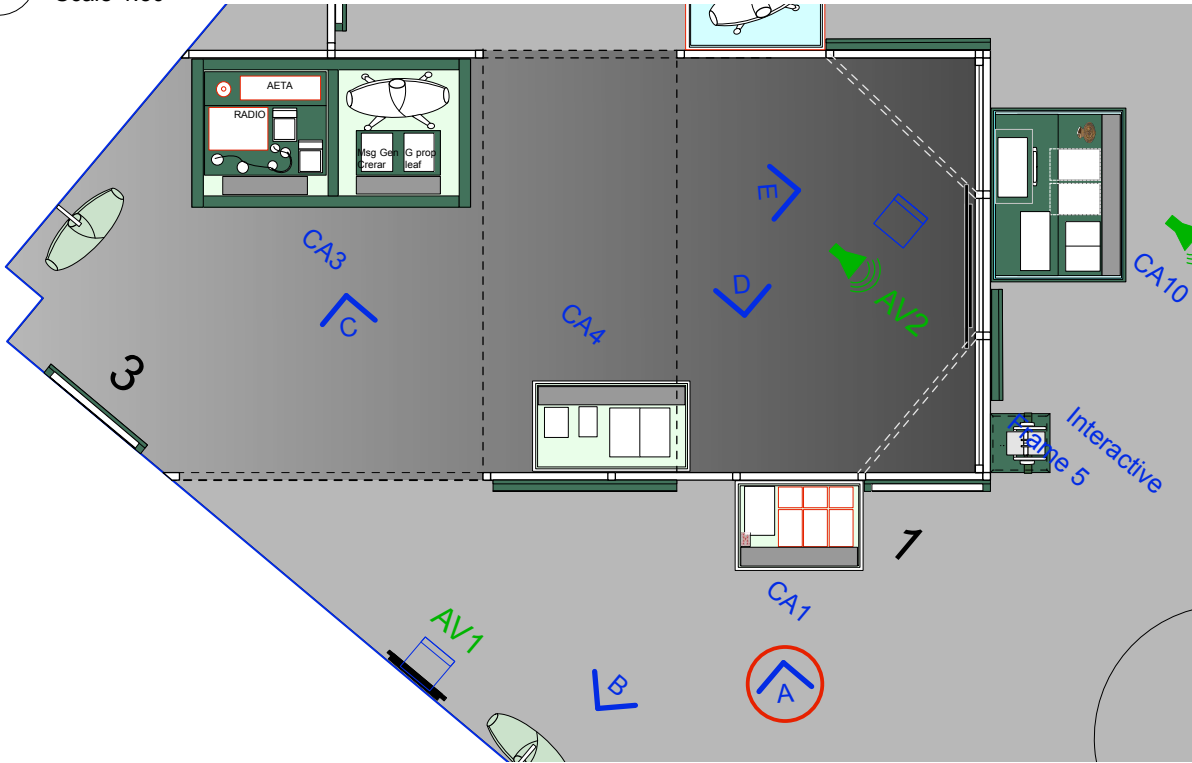
info@drinkalldean.co.uk www.drinkalldean.co.uk

Copyright ©Drinkall Dean (London) Limited. All rights reserved

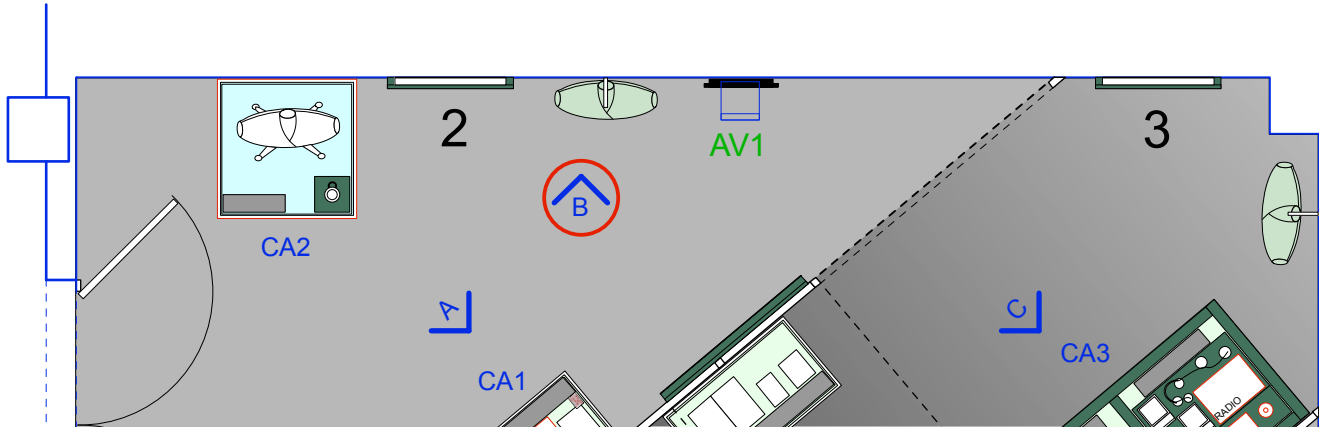
<p>NOTES:</p> <p>Intellectual property rights: IPR</p> <p>All IPR that exist within this drawing and/or associated documentation belongs to Drinkall Dean (London) Ltd and are hereby assigned. Drinkall Dean will not be held responsible for any alterations made to this drawing. Any alterations must be notified to Drinkall Dean and a record must be kept.</p> <p>Design intent:</p> <p>This drawing is provided for 'design intent' purposes and should be used for information only. Not to be used for construction. Do not scale from this drawing. It is your responsibility to produce construction drawings. It is your responsibility to carry out all testing and examination (including the construction of mock-ups) as may be necessary such that the designs when constructed are safe and without risk to health at all times when being erected, secured, used, cleaned or maintained. Any significant residual risk associated with this level of design have been noted on the drawing or contained within the pre-construction information.</p> <p>Setting out:</p> <p>All design intent information has been prepared from digital survey details or 'as existing' drawings provided by others. Accuracy cannot be assumed. This drawing should be read in conjunction with any standard detail drawings and specifications of work. It is the contractor's sole responsibility to carry out site dimension checks and to produce rods at a minimum scale of 1:20. All details will be subject to the approval by third parties of the contractor's rods and site strip out.</p> <p>Schedules:</p> <p>All drawings to be read in conjunction with written specifications and associated documentation supplied by Drinkall Dean and annotated by letter/number within this drawing. All drawings to be read in conjunction with drawings and specifications supplied by other project consultants. Any discrepancies between consultants drawings to be reported to the designer immediately and prior to commencement of work.</p> <p>Use of the services:</p> <p>You accept that any Service provided by Drinkall Dean will be suitable for use only for the specified Project unless otherwise agreed. Our drawings are not to be used as the as-built drawings in the Health and Safety file (as defined by the Construction (Design and Management) Regulations 2015) or any other local applicable laws and regulations to which you may be required to abide by. Where the contractor/principle contractor is to develop the design they shall comply with Regulation(s) 9/11 of the CDM Regulations 2015.</p> <p>Confidentiality:</p> <p>This drawing is issued confidentially and must not be disclosed to any third parties without the prior written consent of Drinkall Dean.</p> <p>All structure / services to comply with local authority, building control and environmental health requirements and to service engineers details and calculations.</p> <p>The contractor shall comply with:</p> <p>CDM Regulations 2015 - Duties of contractor/principle contractor. A construction phase plan must be produced prior to commencement of works.</p> <p>Fire Precautions:</p> <p>All construction and materials to conform to current building and fire regulations. Consult the clients fire strategy plan where existing and incorporate into the fire strategy for the construction works.</p> <p>Site Waste Management:</p> <p>The contractor shall manage all waste materials and re-use/recycle as much as possible to minimise waste.</p> <p>Risk Assessment:</p> <p>The contractor must ensure that the site is a hazard free environment at all times.</p>				DRAWING STATUS: TENDER	CLIENT: National Army Museum	DRAWING TITLE: AV Layout
REVISION:	PROJECT: Brothers in Arms	PROJECT ADDRESS: Royal Hospital Rd, London SW3 4HT	DATE: 18-09-21	PAPER SIZE: A3	DRAWN BY: AD	PROJECT NUMBER: 372
REF / DATE:	DESCRIPTION:	DRAWN:	SCALE: 1:40	DRAWING NUMBER: 372_NAM_103.0	REVISION: -	



Elevation A
Scale 1:50



Elevation B
Scale 1:50



Notes:

General notes:

Contractor to survey site to confirm all dimensions and report any discrepancies.

Existing floor to be protected throughout works.

Do not fix to floor.

Cases
Existing NAM display cases to be checked, surveyed, and in agreement with NAM removed for re-spraying to exhibition colour.

Note one case is to be replicated to make 2x new matching cases.

Power and AV
Power to AV and any case lighting to be concealed where possible or in matching colour conduit, to blend with walls. There must be NO conduit running along floors.

Decoration
Ceiling cannot be decorated. Lights must be protected during works, and installed for exhibition following build.

All walls/networks/cases to be prepared for new decoration in at least 2x coats waterbased vinyl matt emulsion. Case interiors to receive Dacrylate seal prior to decorating in waterbased eco paint.

Graphics
Ensure paint is compatible with any wall applied graphics. To ensure they will adhere. Refer to graphic schedule.

DRINKALL DEAN

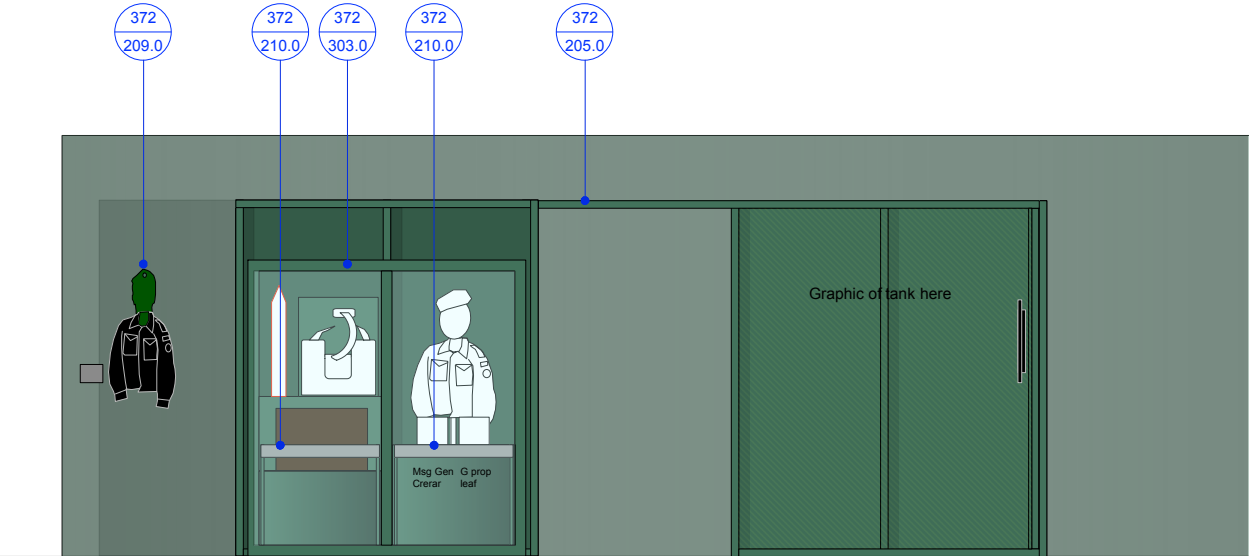
Studio 307
The Light Bulb
1 Filament Walk
Spectrum Way
London SW18 4GQ

PHONE: +44 (0) 20 3735 9113

info@drinkalldean.co.uk www.drinkalldean.co.uk

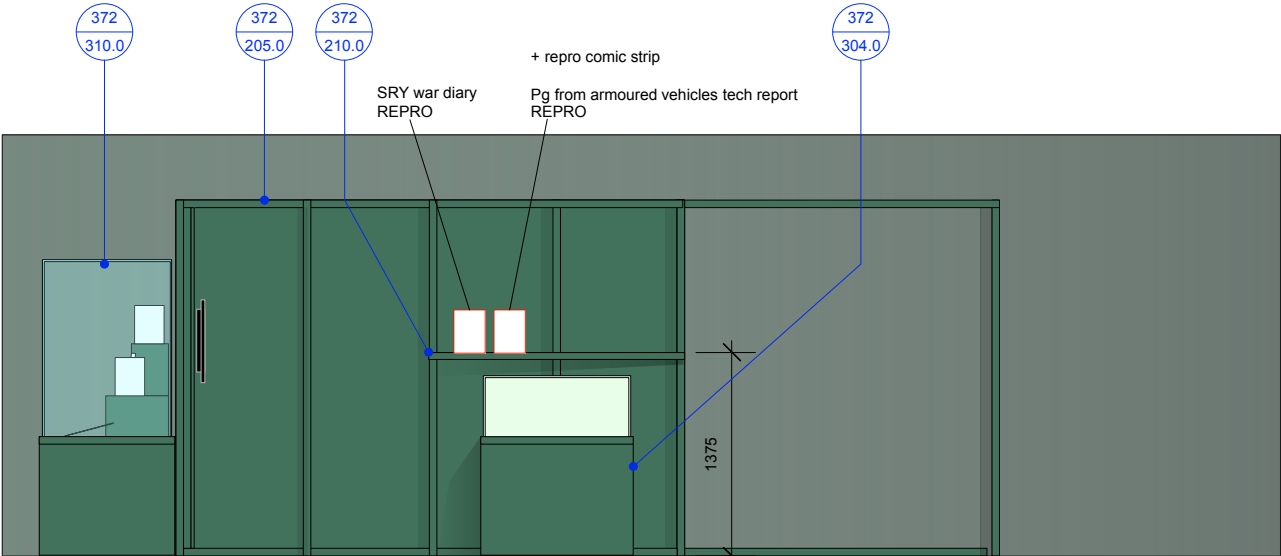
Copyright ©Drinkall Dean (London) Limited. All rights reserved

<p>NOTES:</p> <p>Intellectual property rights: IPR All IPR that exist within this drawing and/or associated documentation belongs to Drinkall Dean (London) Ltd and are hereby asserted. Drinkall Dean will not be held responsible for any alterations made to this drawing. Any alterations must be notified to Drinkall Dean and a record must be kept.</p> <p>Design intent: This drawing is provided for 'design intent' purposes and should be used for information only. Not to be used for construction. Do not scale from this drawing. It is your responsibility to produce construction drawings. It is your responsibility to carry out all testing and examination (including the construction of mock-ups) as may be necessary such that the designs when constructed are safe and without risk to health at all times when being erected, secured, used, cleaned or maintained. Any significant residual risk associated with this level of design have been noted on the drawing or contained within the pre-construction information.</p> <p>Setting out: All design intent information has been prepared from digital survey details or 'as existing' drawings provided by others. Accuracy cannot be assumed. This drawing should be read in conjunction with any standard detail drawings and specifications of work. It is the contractor's sole responsibility to carry out site dimension checks and to produce rods at a minimum scale of 1:20. All details will be subject to the approval by third parties of the contractor's rods and site strip out.</p> <p>Schedules: All drawings to be read in conjunction with written specifications and associated documentation supplied by Drinkall Dean and annotated by letter/number within this drawing. All drawings to be read in conjunction with drawings and specifications supplied by other project consultants. Any discrepancies between consultants drawings to be reported to the designer immediately and prior to commencement of work.</p> <p>Use of the services: You accept that any Service provided by Drinkall Dean will be suitable for use only for the specified Project unless otherwise agreed. Our drawings are not to be used as the as-built drawings in the Health and Safety file (as defined by the Construction (Design and Management) Regulations 2015) or any other local applicable laws and regulations to which you may be required to abide by. Where the contractor/principle contractor is to develop the design they shall comply with Regulation(s) 9/11 of the CDM Regulations 2015.</p> <p>Confidentiality: This drawing is issued confidentially and must not be disclosed to any third parties without the prior written consent of Drinkall Dean.</p> <p>All structure / services to comply with local authority, building control and environmental health requirements and to service engineers details and calculations. The contractor shall comply with: CDM Regulations 2015 - Duties of contractor/principle contractor. A construction phase plan must be produced prior to commencement of works. Fire Precautions: All construction and materials to conform to current building and fire regulations. Consult the clients fire strategy plan where existing and incorporate into the fire strategy for the construction works. Site Waste Management: The contractor shall manage all waste materials and re-use/recycle as much as possible to minimise waste. Risk Assessment: The contractor must ensure that the site is a hazard free environment at all times.</p>	<p>DRAWING STATUS: TENDER</p>	<p>CLIENT: National Army Museum</p>	<p>DRAWING TITLE: Elevations A & B</p>
	<p>REVISION:</p>	<p>PROJECT: Brothers in Arms</p>	
	<p>REF / DATE: DESCRIPTION: DRAWN:</p>	<p>PROJECT ADDRESS: Royal Hospital Rd, London SW3 4HT</p>	<p>DRAWN BY: AD DATE: 18-09-21 PAPER SIZE: A3</p>
			<p>PROJECT NUMBER: 372 SCALE: 1:50</p> <p>DRAWING NUMBER: 372_NAM_200.0 REVISION: -</p>



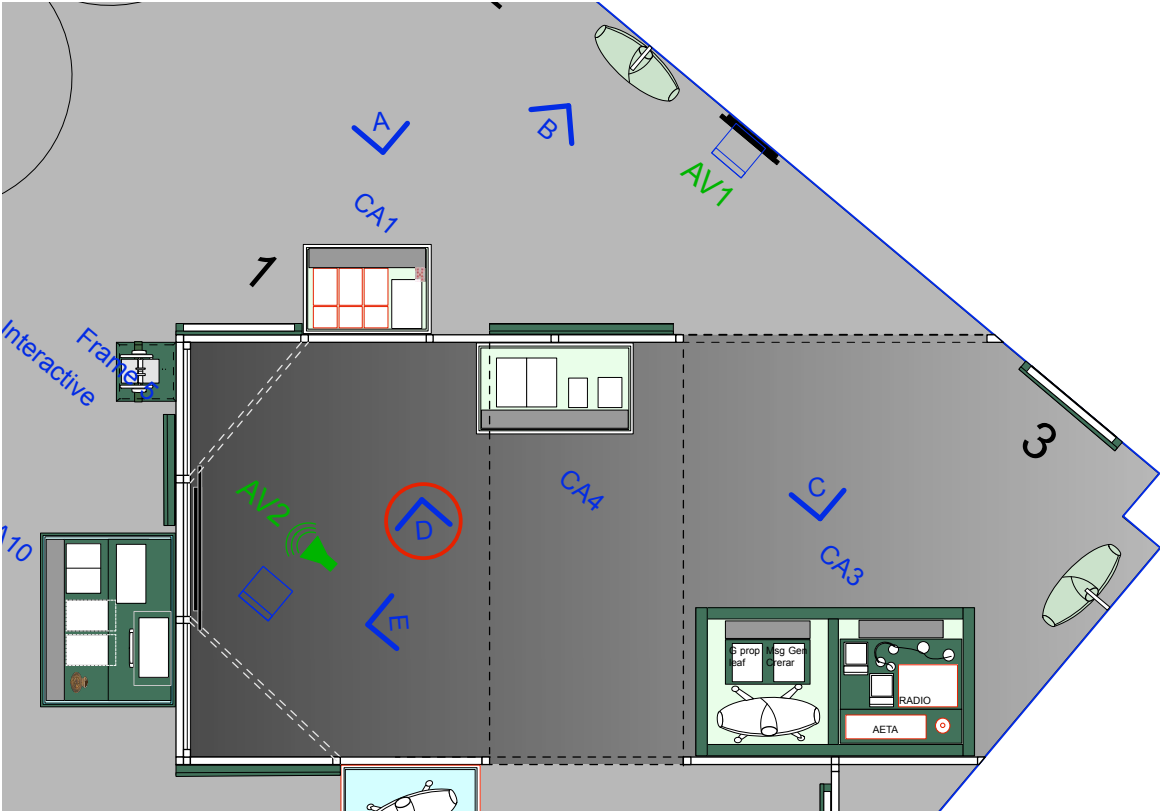
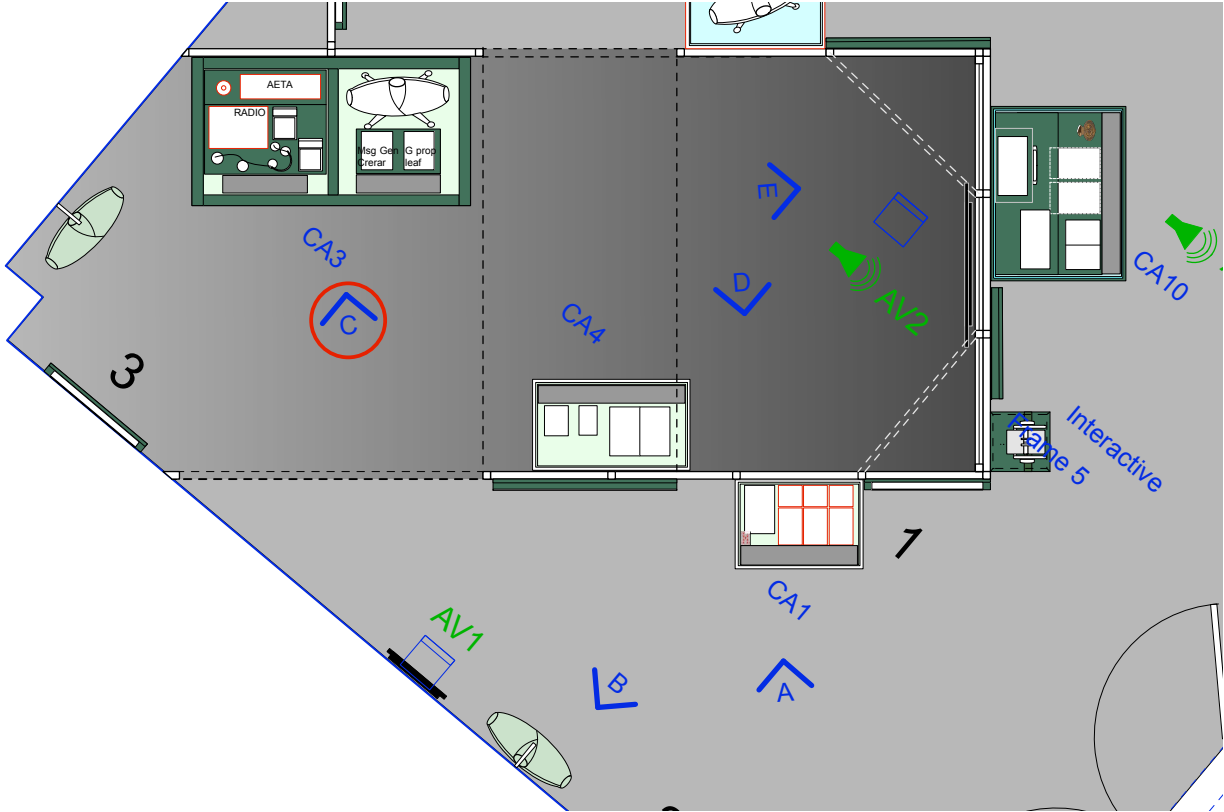
touch CA3 AV2

Elevation C
Scale 1:50



CA10 AV2 CA4

Elevation D
Scale 1:50



Notes:

General notes:

Contractor to survey site to confirm all dimensions and report any discrepancies.

Existing floor to be protected throughout works.

Do not fix to floor.

Cases

Existing NAM display cases to be checked, surveyed, and in agreement with NAM removed for re-spraying to exhibition colour.

Note one case is to be replicated to make 2x new matching cases.

Power and AV

Power to AV and any case lighting to be concealed where possible or in matching colour conduit, to blend with walls. There must be NO conduit running along floors.

Decoration

Ceiling cannot be decorated. Lights must be protected during works, and installed for exhibition following build.

All walls/networks/cases to be prepared for new decoration in at least 2x coats waterbased vinyl matt emulsion. Case interiors to receive Dacrylate seal prior to decorating in waterbased eco paint.

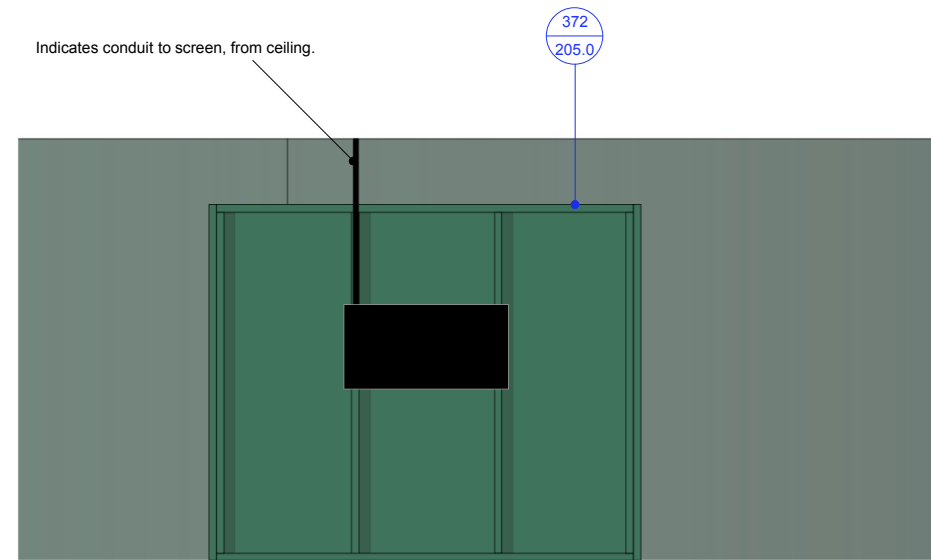
Graphics

Ensure paint is compatible with any wall applied graphics. To ensure they will adhere. Refer to graphic schedule.

info@drinkalldean.co.uk www.drinkalldean.co.uk

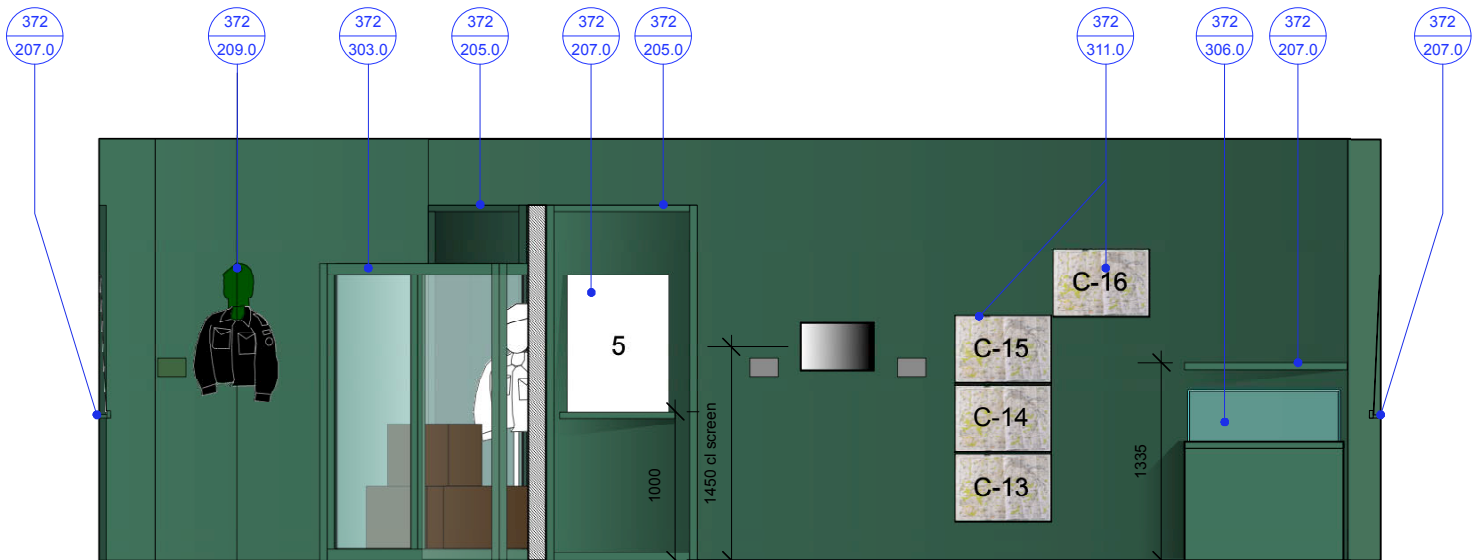
Copyright ©Drinkall Dean (London) Limited. All rights reserved

<p>NOTES:</p> <p>Intellectual property rights: IPR</p> <p>All IPR that exist within this drawing and/or associated documentation belongs to Drinkall Dean (London) Ltd and are hereby assigned. Drinkall Dean will not be held responsible for any alterations made to this drawing. Any alterations must be notified to Drinkall Dean and a record must be kept.</p> <p>Design intent:</p> <p>This drawing is provided for 'design intent' purposes and should be used for information only. Not to be used for construction. Do not scale from this drawing. It is your responsibility to produce construction drawings. It is your responsibility to carry out all testing and examination (including the construction of mock-ups) as may be necessary such that the designs when constructed are safe and without risk to health at all times when being erected, secured, used, cleaned or maintained. Any significant residual risk associated with this level of design have been noted on the drawing or contained within the pre-construction information.</p> <p>Setting out:</p> <p>All design intent information has been prepared from digital survey details or 'as existing' drawings provided by others. Accuracy cannot be assumed. This drawing should be read in conjunction with any standard detail drawings and specifications of work. It is the contractor's sole responsibility to carry out site dimension checks and to produce rods at a minimum scale of 1:20. All details will be subject to the approval by third parties of the contractor's rods and site strip out.</p> <p>Schedules:</p> <p>All drawings to be read in conjunction with written specifications and associated documentation supplied by Drinkall Dean and annotated by letter/number within this drawing. All drawings to be read in conjunction with drawings and specifications supplied by other project consultants. Any discrepancies between consultants drawings to be reported to the designer immediately and prior to commencement of work.</p> <p>Use of the services:</p> <p>You accept that any Service provided by Drinkall Dean will be suitable for use only for the specified Project unless otherwise agreed. Our drawings are not to be used as the as-built drawings in the Health and Safety file (as defined by the Construction (Design and Management) Regulations 2015) or any other local applicable laws and regulations to which you may be required to abide by. Where the contractor/principle contractor is to develop the design they shall comply with Regulation(s) 9/11 of the CDM Regulations 2015.</p> <p>Confidentiality:</p> <p>This drawing is issued confidentially and must not be disclosed to any third parties without the prior written consent of Drinkall Dean.</p> <p>All structure / services to comply with local authority, building control and environmental health requirements and to service engineers details and calculations.</p> <p>The contractor shall comply with:</p> <p>CDM Regulations 2015 - Duties of contractor/principle contractor. A construction phase plan must be produced prior to commencement of works.</p> <p>Fire Precautions:</p> <p>All construction and materials to conform to current building and fire regulations. Consult the clients fire strategy plan where existing and incorporate into the fire strategy for the construction works.</p> <p>Site Waste Management:</p> <p>The contractor shall manage all waste materials and re-use/recycle as much as possible to minimise waste.</p> <p>Risk Assessment:</p> <p>The contractor must ensure that the site is a hazard free environment at all times.</p>				DRAWING STATUS: TENDER	CLIENT: National Army Museum	DRAWING TITLE: Elevations C & D
REVISION:	DESCRIPTION:	DRAWN:	PROJECT:	Brothers in Arms	PROJECT ADDRESS: Royal Hospital Rd, London SW3 4HT	DRAWN BY: AD DATE: 18-09-21 PAPER SIZE: A3
REF / DATE:						PROJECT NUMBER: 372 SCALE: 1:50
						DRAWING NUMBER: 372_NAM_201.0 REVISION: -



AV2

Elevation E
Scale 1:50



touch

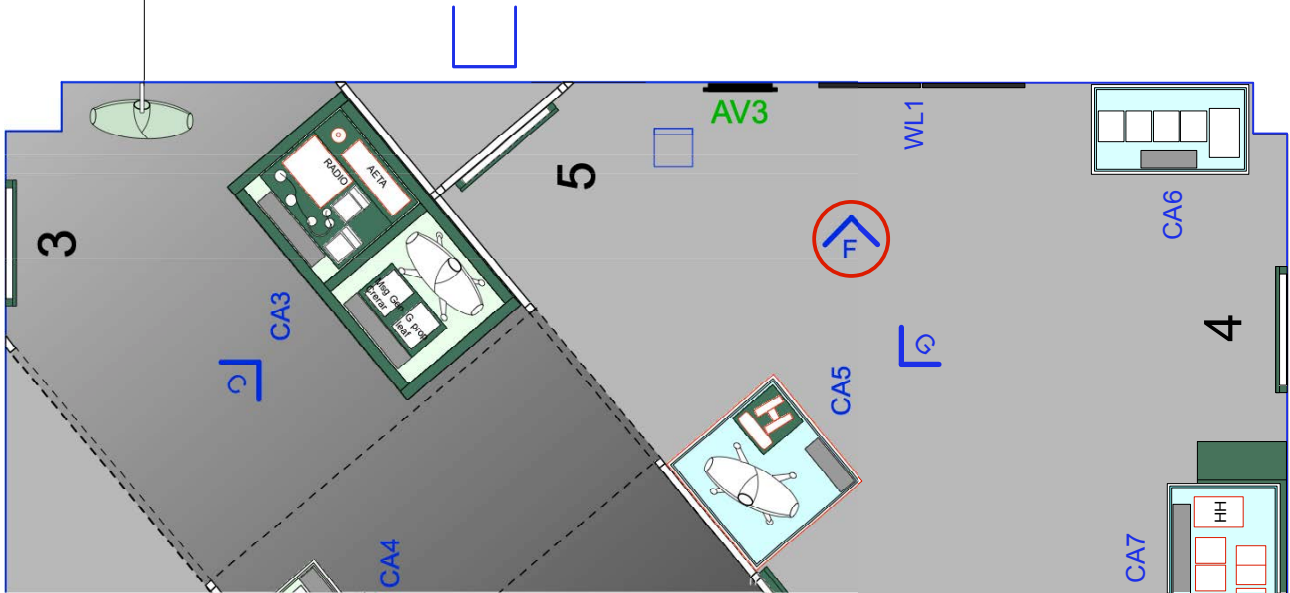
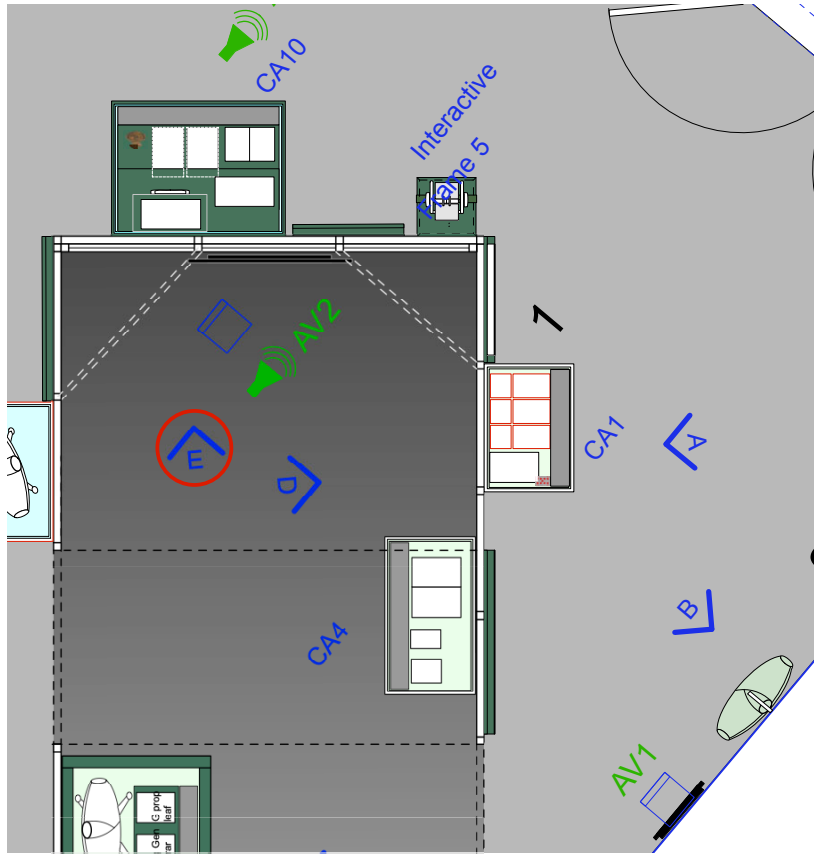
CA3

AV3

WL1

CA6

Elevation F
Scale 1:50



Notes:

General notes:

Contractor to survey site to confirm all dimensions and report any discrepancies.

Existing floor to be protected throughout works.

Do not fix to floor.

Cases

Existing NAM display cases to be checked, surveyed, and in agreement with NAM removed for re-spraying to exhibition colour.

Note one case is to be replicated to make 2x new matching cases.

Power and AV

Power to AV and any case lighting to be concealed where possible or in matching colour conduit, to blend with walls. There must be NO conduit running along floors.

Decoration

Ceiling cannot be decorated. Lights must be protected during works, and installed for exhibition following build.

All walls/networks/cases to be prepared for new decoration in at least 2x coats waterbased vinyl matt emulsion. Case interiors to receive Dacrylate seal prior to decorating in waterbased eco paint.

Graphics

Ensure paint is compatible with any wall applied graphics. To ensure they will adhere. Refer to graphic schedule.

DRINKALL DEAN

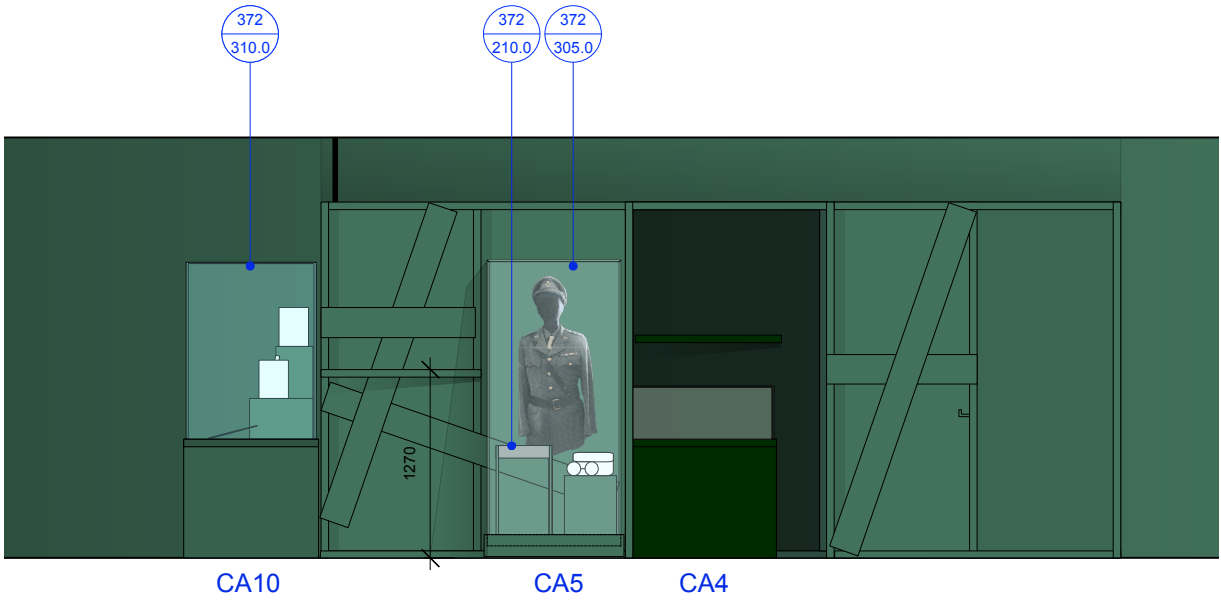
Studio 307
The Light Bulb
1 Filament Walk
Spectrum Way
London SW18 4GQ

PHONE: +44 (0) 20 3735 9113

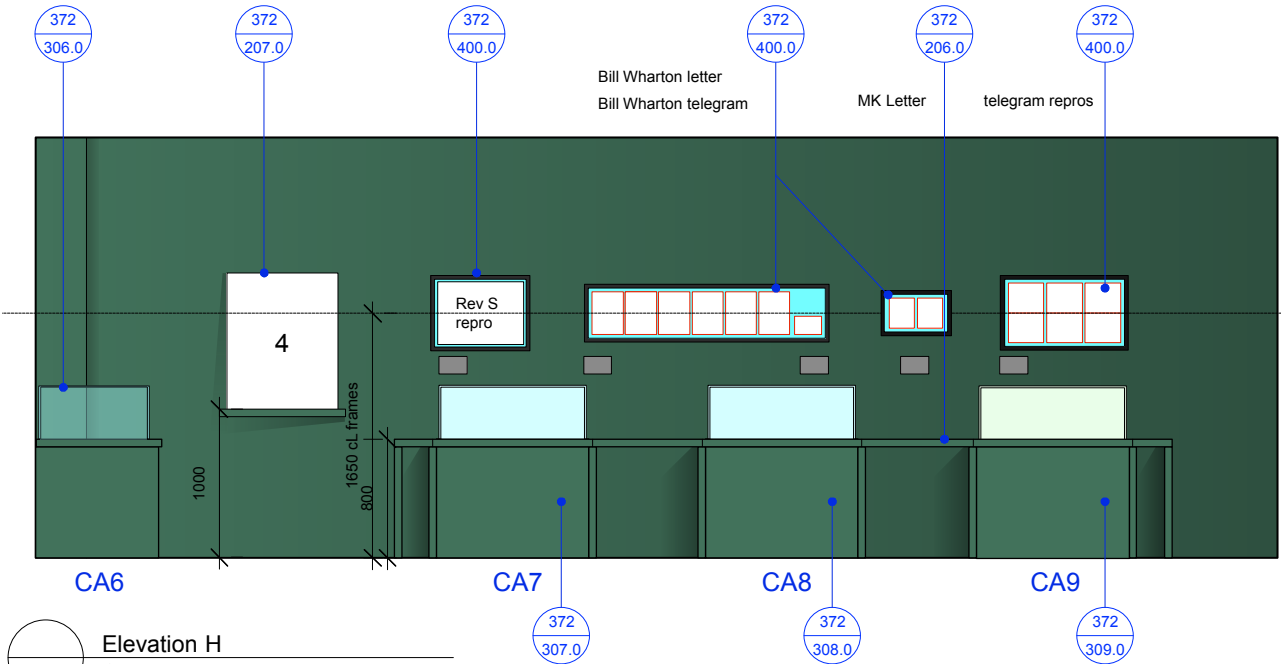
info@drinkalldean.co.uk www.drinkalldean.co.uk

Copyright ©Drinkall Dean (London) Limited. All rights reserved

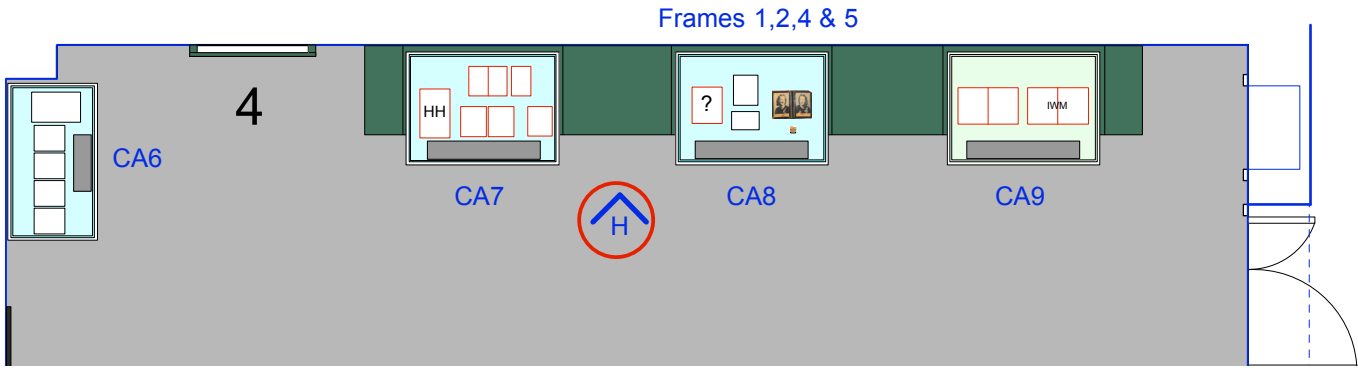
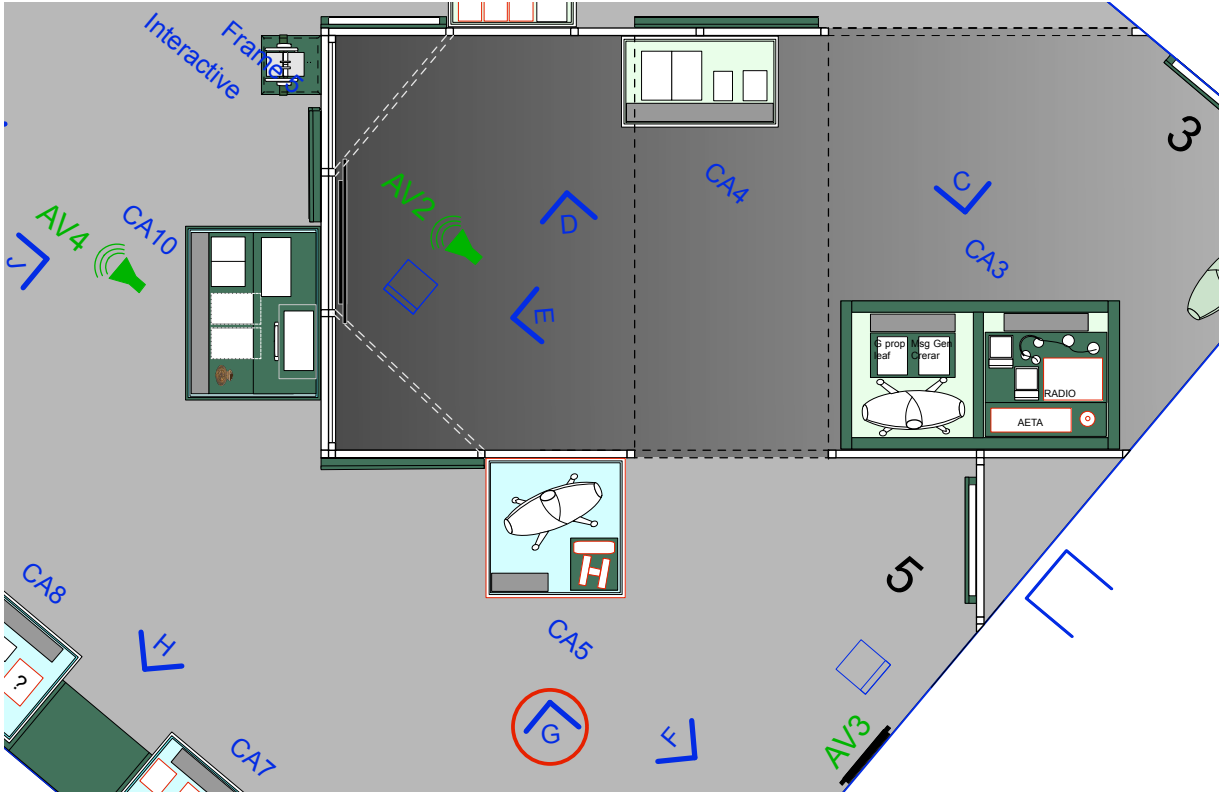
NOTES: Intellectual property rights: IPR All IPR that exist within this drawing and/or associated documentation belongs to Drinkall Dean (London) Ltd and are hereby assigned. Drinkall Dean will not be held responsible for any alterations made to this drawing. Any alterations must be notified to Drinkall Dean and a record must be kept. Design intent: This drawing is provided for 'design intent' purposes and should be used for information only. Not to be used for construction. Do not scale from this drawing. It is your responsibility to produce construction drawings. It is your responsibility to carry out all testing and examination (including the construction of mock-ups) as may be necessary such that the designs when constructed are safe and without risk to health at all times when being erected, secured, used, cleaned or maintained. Any significant residual risk associated with this level of design have been noted on the drawing or contained within the pre-construction information. Setting out: All design intent information has been prepared from digital survey details or 'as existing' drawings provided by others. Accuracy cannot be assumed. This drawing should be read in conjunction with any standard detail drawings and specifications of work. It is the contractor's sole responsibility to carry out site dimension checks and to produce rods at a minimum scale of 1:20. All details will be subject to the approval by third parties of the contractor's rods and site strip out. Schedules: All drawings to be read in conjunction with written specifications and associated documentation supplied by Drinkall Dean and annotated by letter/number within this drawing. All drawings to be read in conjunction with drawings and specifications supplied by other project consultants. Any discrepancies between consultants drawings to be reported to the designer immediately and prior to commencement of work. Use of the services: You accept that any Service provided by Drinkall Dean will be suitable for use only for the specified Project unless otherwise agreed. Our drawings are not to be used as the as-built drawings in the Health and Safety file (as defined by the Construction (Design and Management) Regulations 2015) or any other local applicable laws and regulations to which you may be required to abide by. Where the contractor/principle contractor is to develop the design they shall comply with Regulation(s) 9(1) of the CDM Regulations 2015. Confidentiality: This drawing is issued confidentially and must not be disclosed to any third parties without the prior written consent of Drinkall Dean. All structure / services to comply with local authority, building control and environmental health requirements and to service engineers details and calculations. The contractor shall comply with: CDM Regulations 2015 - Duties of contractor/principle contractor. A construction phase plan must be produced prior to commencement of works. Fire Precautions: All construction and materials to conform to current building and fire regulations. Consult the clients fire strategy plan where existing and incorporate into the fire strategy for the construction works. Site Waste Management: The contractor shall manage all waste materials and re-use/recycle as much as possible to minimise waste. Risk Assessment: The contractor must ensure that the site is a hazard free environment at all times.				DRAWING STATUS: TENDER	CLIENT: National Army Museum	DRAWING TITLE: Elevations E & F
REVISION: REF / DATE:	DESCRIPTION:	DRAWN:	PROJECT: Brothers in Arms	PROJECT ADDRESS: Royal Hospital Rd, London SW3 4HT	DRAWN BY: AD DATE: 18-09-21 PAPER SIZE: A3	
					PROJECT NUMBER: 372 SCALE: 1:50	
					DRAWING NUMBER: 372_NAM_202.0 REVISION: -	



Elevation G
Scale 1:50



Elevation H
Scale 1:50



Notes:

General notes:

Contractor to survey site to confirm all dimensions and report any discrepancies.

Existing floor to be protected throughout works.

Do not fix to floor.

Cases

Existing NAM display cases to be checked, surveyed, and in agreement with NAM removed for re-spraying to exhibition colour.

Note one case is to be replicated to make 2x new matching cases.

Power and AV

Power to AV and any case lighting to be concealed where possible or in matching colour conduit, to blend with walls. There must be NO conduit running along floors.

Decoration

Ceiling cannot be decorated. Lights must be protected during works, and installed for exhibition following build.

All walls/networks/cases to be prepared for new decoration in at least 2x coats waterbased vinyl matt emulsion. Case interiors to receive Dacrylate seal prior to decorating in waterbased eco paint.

Graphics

Ensure paint is compatible with any wall applied graphics. To ensure they will adhere. Refer to graphic schedule.

DRINKALL DEAN

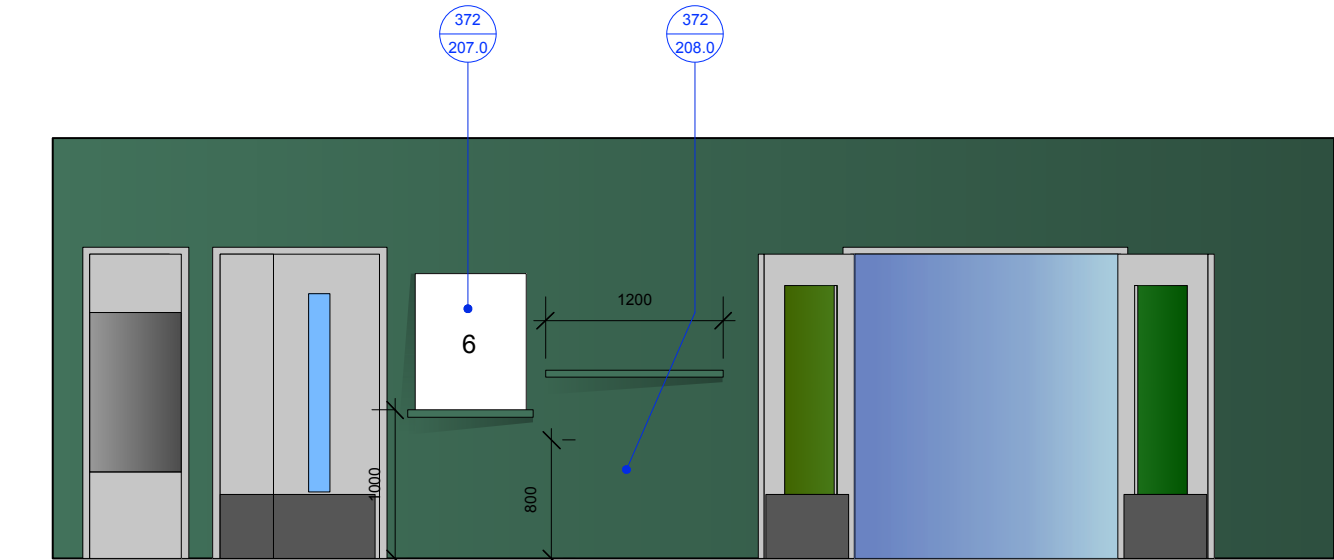
Studio 307
The Light Bulb
1 Filament Walk
Spectrum Way
London SW18 4GQ

PHONE: +44 (0) 20 3735 9113

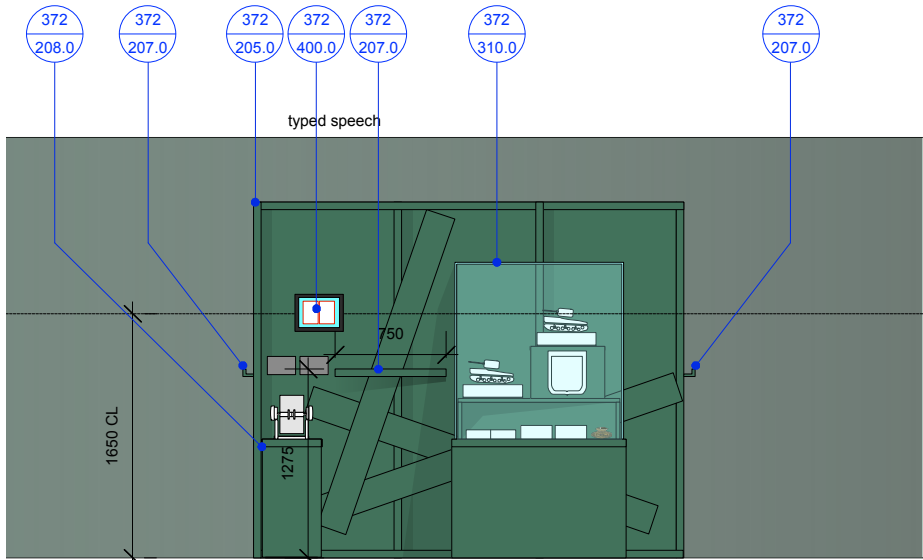
info@drinkalldean.co.uk www.drinkalldean.co.uk

Copyright ©Drinkall Dean (London) Limited. All rights reserved

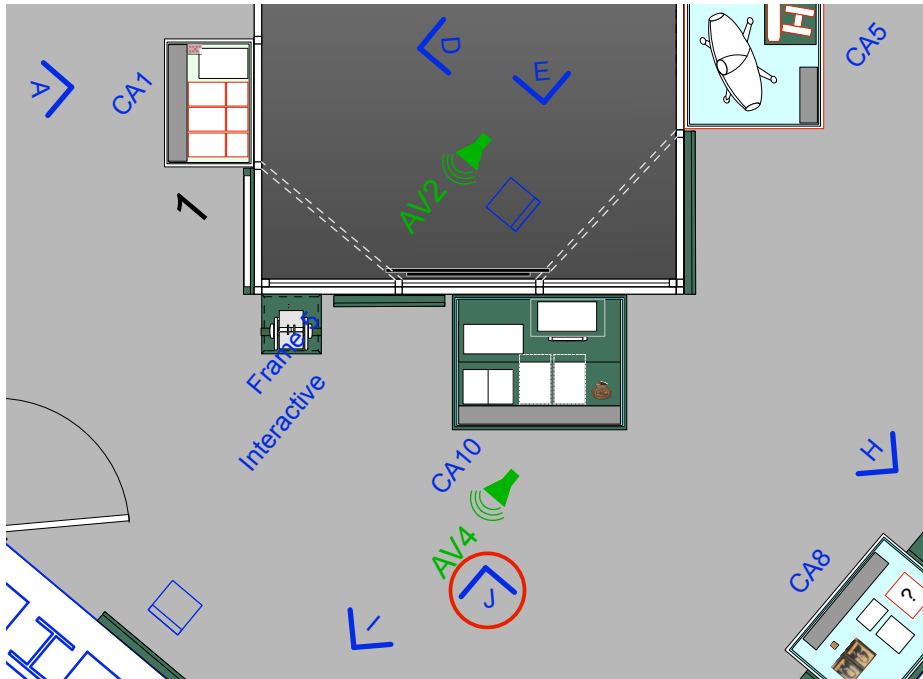
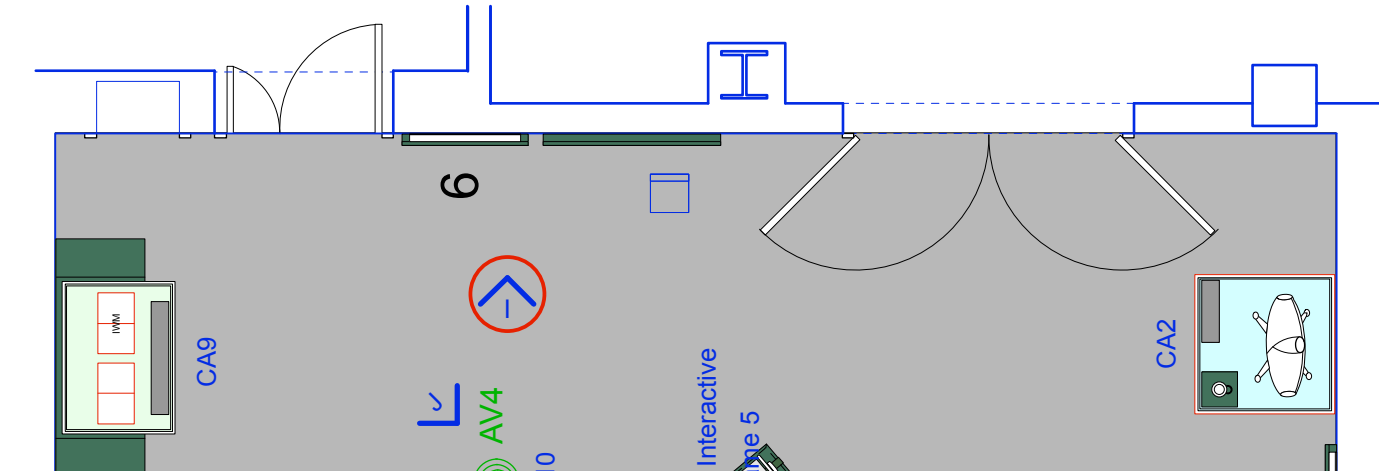
<p>NOTES:</p> <p>Intellectual property rights: IPR</p> <p>All IPR that exist within this drawing and/or associated documentation belongs to Drinkall Dean (London) Ltd and are hereby asserted. Drinkall Dean will not be held responsible for any alterations made to this drawing. Any alterations must be notified to Drinkall Dean and a record must be kept.</p> <p>Design intent:</p> <p>This drawing is provided for 'design intent' purposes and should be used for information only. Not to be used for construction. Do not scale from this drawing. It is your responsibility to produce construction drawings. It is your responsibility to carry out all testing and examination (including the construction of mock-ups) as may be necessary such that the designs when constructed are safe and without risk to health at all times when being erected, secured, used, cleaned or maintained. Any significant residual risk associated with this level of design have been noted on the drawing or contained within the pre-construction information.</p> <p>Setting out:</p> <p>All design intent information has been prepared from digital survey details or 'as existing' drawings provided by others. Accuracy cannot be assumed. This drawing should be read in conjunction with any standard detail drawings and specifications of work. It is the contractor's sole responsibility to carry out site dimension checks and to produce rods at a minimum scale of 1:20. All details will be subject to the approval by third parties of the contractor's rods and site strip out.</p> <p>Schedules:</p> <p>All drawings to be read in conjunction with written specifications and associated documentation supplied by Drinkall Dean and annotated by letter/number within this drawing. All drawings to be read in conjunction with drawings and specifications supplied by other project consultants. Any discrepancies between consultants drawings to be reported to the designer immediately and prior to commencement of work.</p> <p>Confidentiality:</p> <p>This drawing is issued confidentially and must not be disclosed to any third parties without the prior written consent of Drinkall Dean.</p> <p>Use of the services:</p> <p>You accept that any Service provided by Drinkall Dean will be suitable for use only for the specified Project unless otherwise agreed. Our drawings are not to be used as the as-built drawings in the Health and Safety file (as defined by the Construction (Design and Management) Regulations 2015) or any other local applicable laws and regulations to which you may be required to abide by. Where the contractor/principle contractor is to develop the design they shall comply with Regulation(s) 9/11 of the CDM Regulations 2015.</p> <p>All structure / services to comply with local authority, building control and environmental health requirements and to service engineers details and calculations.</p> <p>The contractor shall comply with:</p> <ul style="list-style-type: none">CDM Regulations 2015 - Duties of contractor/principle contractor. A construction phase plan must be produced prior to commencement of works.Fire Precautions:All construction and materials to conform to current building and fire regulations. Consult the clients fire strategy plan where existing and incorporate into the fire strategy for the construction works.Site Waste Management.The contractor shall manage all waste materials and re-use/recycle as much as possible to minimise waste.Risk Assessment.The contractor must ensure that the site is a hazard free environment at all times.	<p>DRAWING STATUS: TENDER</p>	<p>CLIENT: National Army Museum</p>	<p>DRAWING TITLE: Elevations G & H</p>
	<p>REVISION:</p>	<p>PROJECT: Brothers in Arms</p>	
	<p>REF / DATE: DESCRIPTION: DRAWN:</p>	<p>PROJECT ADDRESS: Royal Hospital Rd, London SW3 4HT</p>	<p>DRAWN BY: AD DATE: 18-09-21 PAPER SIZE: A3</p>
			<p>PROJECT NUMBER: 372 SCALE: 1:50</p> <p>DRAWING NUMBER: 372_NAM_203.0 REVISION: -</p>



Elevation I
Scale 1:50



Elevation J
Scale 1:50



Notes:

General notes:

Contractor to survey site to confirm all dimensions and report any discrepancies.

Existing floor to be protected throughout works.

Do not fix to floor.

Cases

Existing NAM display cases to be checked, surveyed, and in agreement with NAM removed for re-spraying to exhibition colour.

Note one case is to be replicated to make 2x new matching cases.

Power and AV

Power to AV and any case lighting to be concealed where possible or in matching colour conduit, to blend with walls. There must be NO conduit running along floors.

Decoration

Ceiling cannot be decorated. Lights must be protected during works, and installed for exhibition following build.

All walls/skirtings to be prepared for new decoration in at least 2x coats waterbased vinyl matt emulsion.

Graphics

Ensure paint is compatible with any wall applied graphics. To ensure they will adhere. Refer to graphic schedule.

DRINKALL DEAN

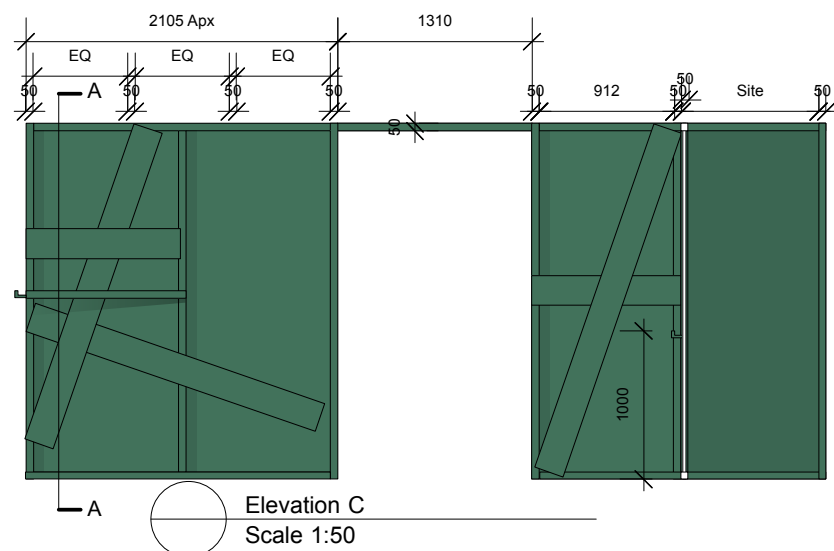
Studio 307
The Light Bulb
1 Filament Walk
Spectrum Way
London SW18 4GQ

PHONE: +44 (0) 20 3735 9113

info@drinkalldean.co.uk www.drinkalldean.co.uk

Copyright ©Drinkall Dean (London) Limited. All rights reserved

<p>NOTES:</p> <p>Intellectual property rights: IPR</p> <p>All IPR that exist within this drawing and/or associated documentation belongs to Drinkall Dean (London) Ltd and are hereby asserted. Drinkall Dean will not be held responsible for any alterations made to this drawing. Any alterations must be notified to Drinkall Dean and a record must be kept.</p> <p>Design intent:</p> <p>This drawing is provided for 'design intent' purposes and should be used for information only. Not to be used for construction. Do not scale from this drawing. It is your responsibility to produce construction drawings. It is your responsibility to carry out all testing and examination (including the construction of mock-ups) as may be necessary such that the designs when constructed are safe and without risk to health at all times when being erected, secured, used, cleaned or maintained. Any significant residual risk associated with this level of design have been noted on the drawing or contained within the pre-construction information.</p> <p>Setting out:</p> <p>All design intent information has been prepared from digital survey details or 'as existing' drawings provided by others. Accuracy cannot be assumed. This drawing should be read in conjunction with any standard detail drawings and specifications of work. It is the contractor's sole responsibility to carry out site dimension checks and to produce rods at a minimum scale of 1:20. All details will be subject to the approval by third parties of the contractor's rods and site strip out.</p> <p>Use of the services:</p> <p>You accept that any Service provided by Drinkall Dean will be suitable for use only for the specified Project unless otherwise agreed. Our drawings are not to be used as the as-built drawings in the Health and Safety file (as defined by the Construction (Design and Management) Regulations 2015) or any other local applicable laws and regulations to which you may be required to abide by. Where the contractor/principle contractor is to develop the design they shall comply with Regulation(s) 9/11 of the CDM Regulations 2015.</p> <p>Confidentiality:</p> <p>This drawing is issued confidentially and must not be disclosed to any third parties without the prior written consent of Drinkall Dean.</p> <p>Schedules:</p> <p>All drawings to be read in conjunction with written specifications and associated documentation supplied by Drinkall Dean and annotated by letter/number within this drawing. All drawings to be read in conjunction with drawings and specifications supplied by other project consultants. Any discrepancies between consultants drawings to be reported to the designer immediately and prior to commencement of work.</p> <p>All structure / services to comply with local authority, building control and environmental health requirements and to service engineers details and calculations.</p> <p>The contractor shall comply with:</p> <p>CDM Regulations 2015 - Duties of contractor/principle contractor. A construction phase plan must be produced prior to commencement of works.</p> <p>Fire Precautions:</p> <p>All construction and materials to conform to current building and fire regulations. Consult the clients fire strategy plan where existing and incorporate into the fire strategy for the construction works.</p> <p>Site Waste Management:</p> <p>The contractor shall manage all waste materials and re-use/recycle as much as possible to minimise waste. Risk Assessment.</p> <p>The contractor must ensure that the site is a hazard free environment at all times.</p>				<p>DRAWING STATUS: TENDER</p> <p>REVISION:</p> <p>REF / DATE: DESCRIPTION: DRAWN:</p>	<p>CLIENT: National Army Museum</p> <p>PROJECT: Brothers in Arms</p> <p>PROJECT ADDRESS: Royal Hospital Rd, London SW3 4HT</p>	<p>DRAWING TITLE: Elevations I & J</p> <p>DRAWN BY: AD DATE: 18-09-21 PAPER SIZE: A3</p> <p>PROJECT NUMBER: 372 SCALE: 1:50</p> <p>DRAWING NUMBER: 372_NAM_204.0 REVISION: -</p>
---	--	--	--	--	--	--



Notes:

Dimensions to be checked on site prior to manufacture.

Contractor to ensure strength and stability and provide drawing for approval.

May fix to walls but not to floor or ceiling

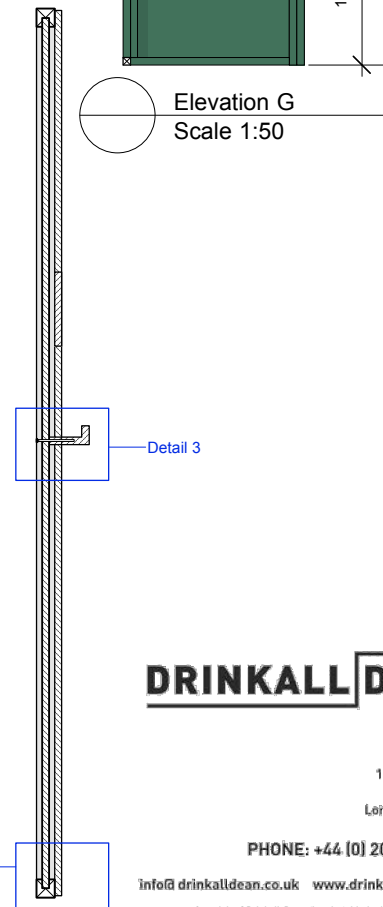
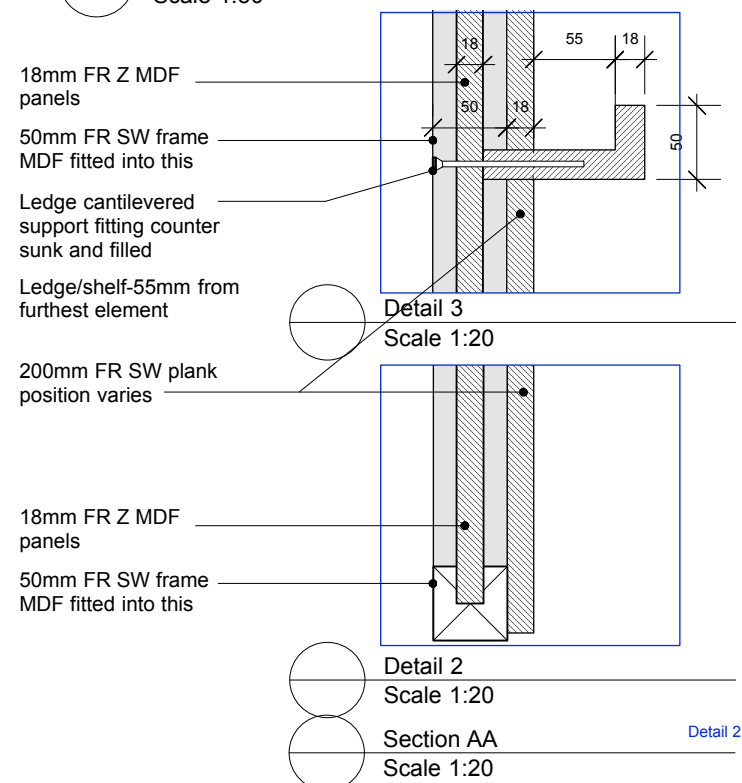
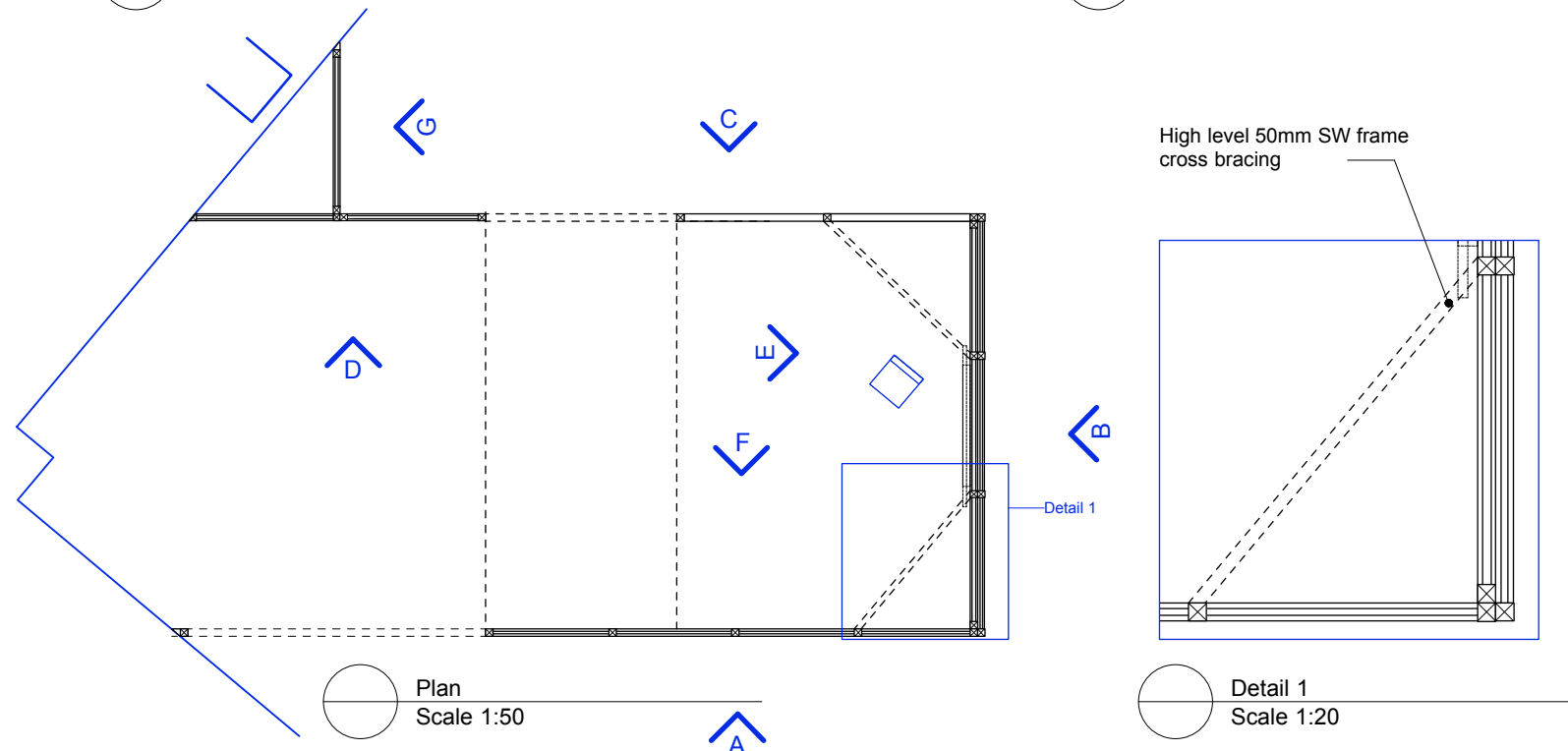
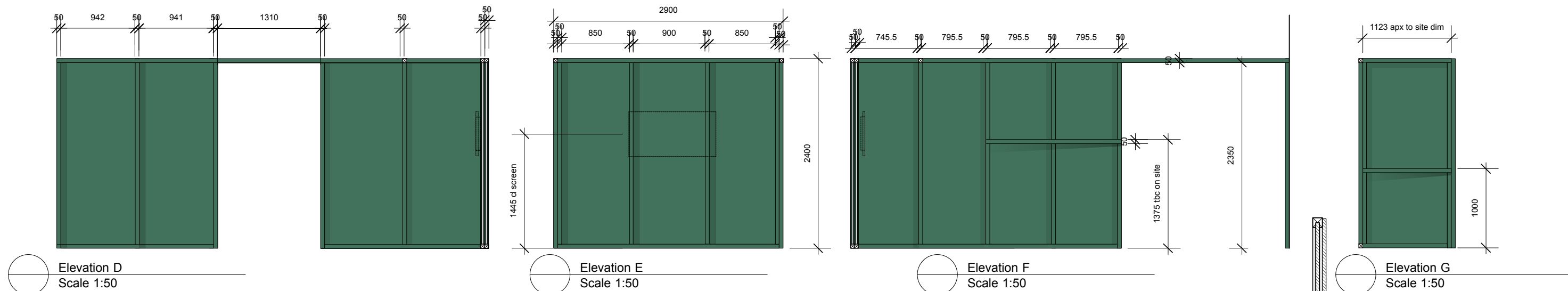
Fire rated materials must be used. FR zero formaldehyde MDF and FR Soft Wood frame and planks.

18 mm FR zero formaldehyde MDF

50mm finished sized FR softwood frame. Slotted for MDF panels. To be screw fixed to frames

200mm x 18 mm FR soft wood planks. Arrangement as shown, and may be adapted as required. Note panels do not sit over each other, but cut through so as to keep overall depth of planks to 18mm.

Where shelves are indicated these fit through plank and to be supported behind it.



DRINKALL DEAN

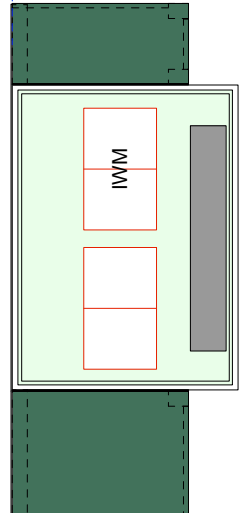
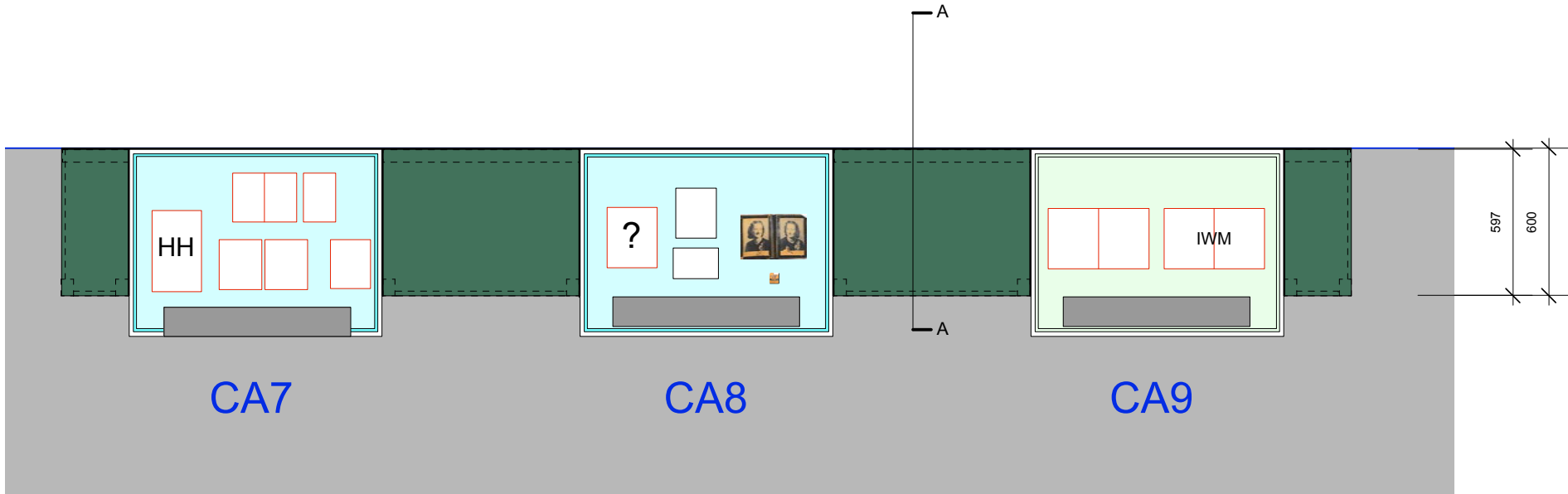
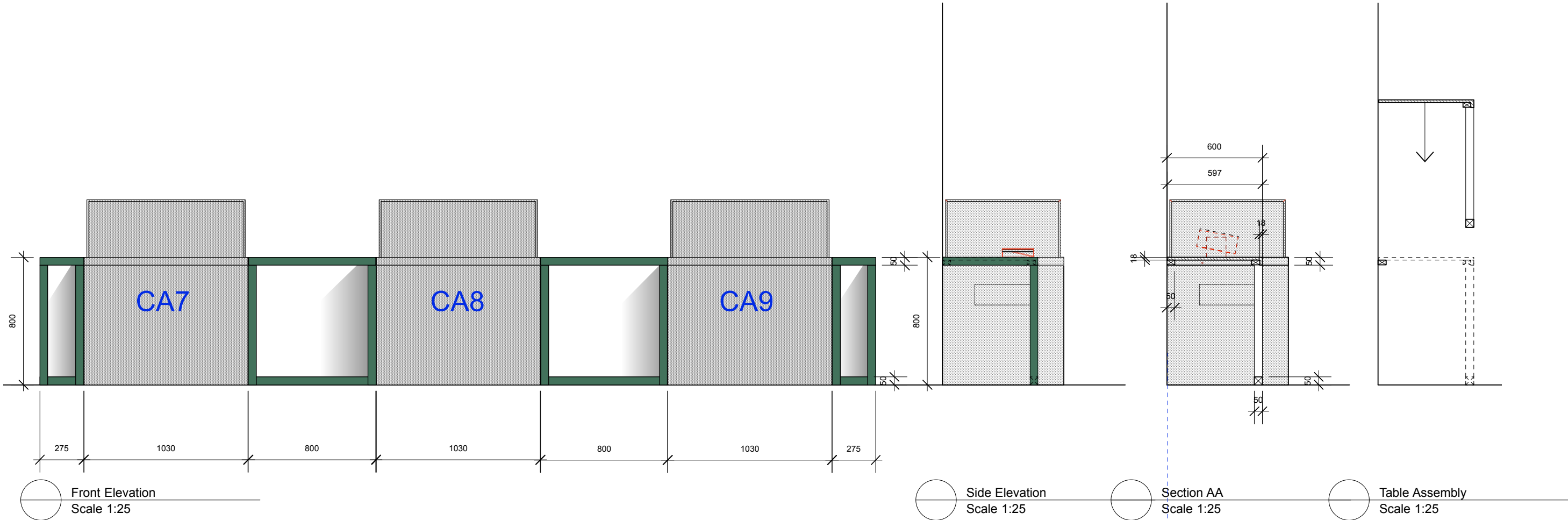
Studio 307
The Light Bulb
1 Filament Walk
Spectrum Way
London SW18 4GG

PHONE: +44 (0) 20 3735 9113

info@drinkalldean.co.uk www.drinkalldean.co.uk

Copyright ©Drinkall Dean (London) Limited. All rights reserved

<p>NOTES:</p> <p>Intellectual property rights: IPR</p> <p>All IPR that exist within this drawing and/or associated documentation belongs to Drinkal Dean (London) Ltd and are hereby asserted. Drinkal Dean will not be held responsible for any alterations made to this drawing. Any alterations must be notified to Drinkal Dean and a record must be kept.</p> <p>Design intent:</p> <p>This drawing is provided for 'design intent' purposes and should be used for information only. Not to be used for construction. Do not scale from this drawing. It is your responsibility to produce construction drawings. It is your responsibility to carry out all testing and examination (including the construction of mock-ups) as may be necessary such that the designs when constructed are safe and without risk to health at all times when being erected, secured, used, cleaned or maintained. Any significant residual risk associated with this level of design have been noted on the drawing or contained within the pre-construction information.</p>		<p>Setting out:</p> <p>All design intent information has been prepared from digital survey details or 'as existing' drawings provided by others. Accuracy cannot be guaranteed. This drawing should be read in conjunction with any standard detail drawings and specifications of work. It is the contractor's sole responsibility to carry out site dimension checks and to produce rods at a minimum scale of 1:20. All details will be subject to the approval by third parties of the contractor's rods and site set out.</p> <p>Schedules:</p> <p>All drawings to be read in conjunction with written specifications and associated documentation supplied by Drinkal Dean and annotated by letter/number within this drawing. All drawings to be read in conjunction with drawings and specifications supplied by other project consultants. Any discrepancies between consultants drawings to be reported to the designer immediately and prior to commencement of work.</p>		<p>Use of the services:</p> <p>You accept that any Service provided by Drinkal Dean will be suitable for use only for the specified Project and will not be used for any other purpose. Our drawings are to be used as a design in the form of a file (as defined by the Construction (Design and Management) Regulations 2015) or any other local applicable laws and regulations to which you may be required to adhere. Where the contractor/principal consents to develop the design they shall comply with Regulation(s) 5(1)(f) the CDM Regulations 2015.</p> <p>Confidentiality:</p> <p>All drawings to be read in conjunction with written specifications and associated documentation supplied by Drinkal Dean and annotated by letter/number within this drawing. All drawings to be read in conjunction with drawings and specifications supplied by other project consultants. Any discrepancies between consultants drawings to be reported to the designer immediately and prior to commencement of work.</p>		<p>Revision Status:</p> <p>TENDER</p> <p>REVISION:</p> <p>REF / DATE:</p> <p>DESCRIPTION:</p> <p>DRAWN:</p>		<p>CLIENT:</p> <p>National Army Museum</p> <p>PROJECT:</p> <p>Brothers in Arms</p> <p>PROJECT ADDRESS:</p> <p>Royal Hospital Rd, London SW3 4HT</p>		<p>DRAWING TITLE:</p> <p>Networks Details</p> <p>DRAWN BY: AD DATE: 17-09-21 PAPER SIZE: A3</p> <p>PROJECT NUMBER: 372 SCALE: 1:10</p> <p>DRAWING NUMBER: 372_NAM_205.0 REVISION: -</p>	
--	--	--	--	---	--	---	--	--	--	---	--



- Notes:**
- Dimensions to be checked on site prior to manufacture.
 - Contractor to ensure strength and stability and provide drawing for approval.
 - Unit is comprised of individual tables that sit between cases and to each end. 2x sizes and 2x each. End Sections handed.
 - Top has 50mm downstand to front and sides where visible.
 - Tables supported on batten fixed to wall at back and with leg frame to front.
 - Additional support may be by fixing to MDF cladding of cases subject to approval of NAM.
 - Do not fix to floor.
 - Allow 3mm tolerance between cases.
 - Fire rated materials must be used. FR zero formaldehyde MDF. Sanded, primed and finished in eggshell 'green' to match wall colour.

DRINKALL DEAN

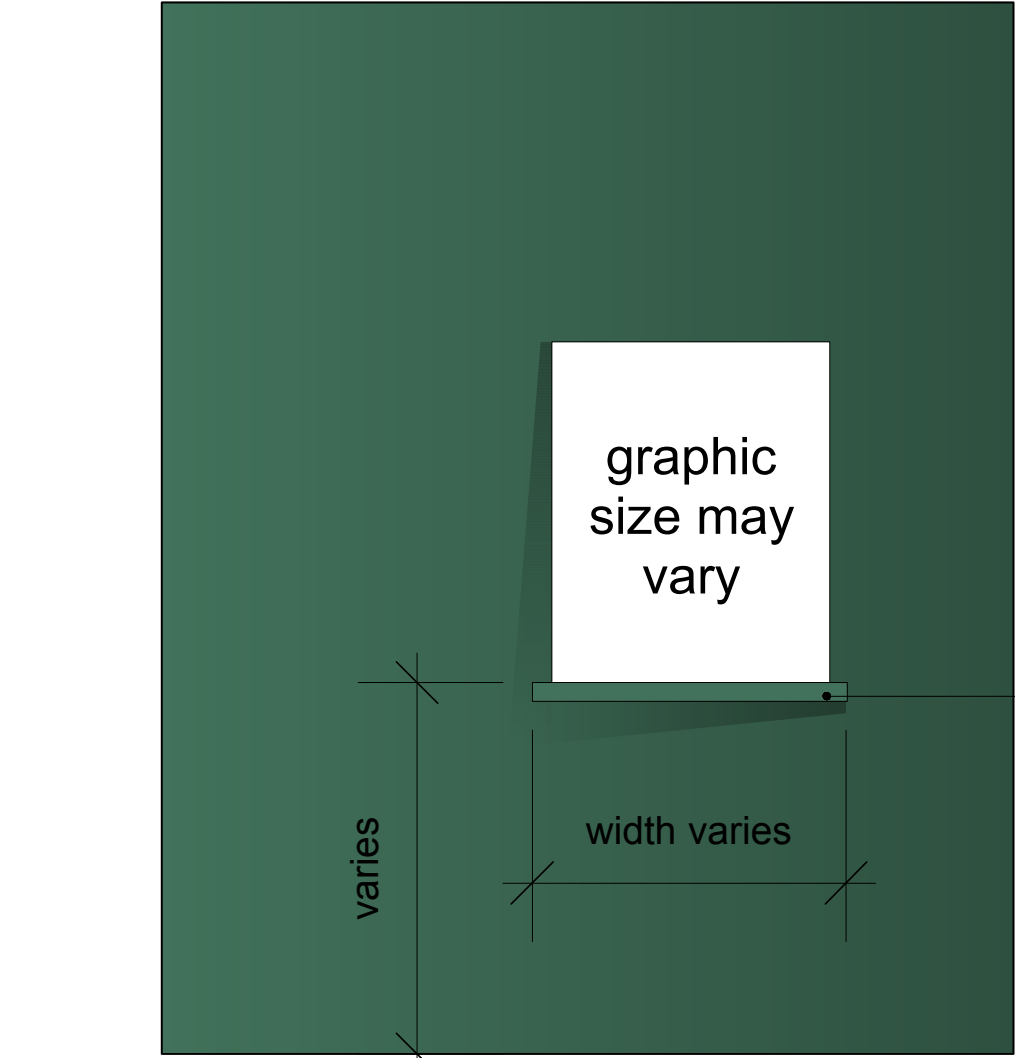
Studio 307
The Light Bulb
1 Filament Walk
Spectrum Way
London SW18 4GQ

PHONE: +44 (0) 20 3735 9113

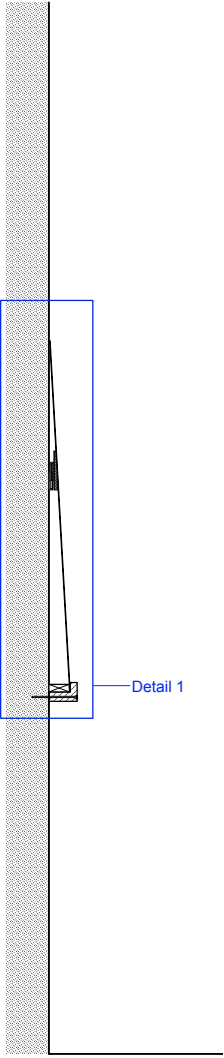
info@drinkalldean.co.uk www.drinkalldean.co.uk

Copyright ©Drinkall Dean (London) Limited. All rights reserved

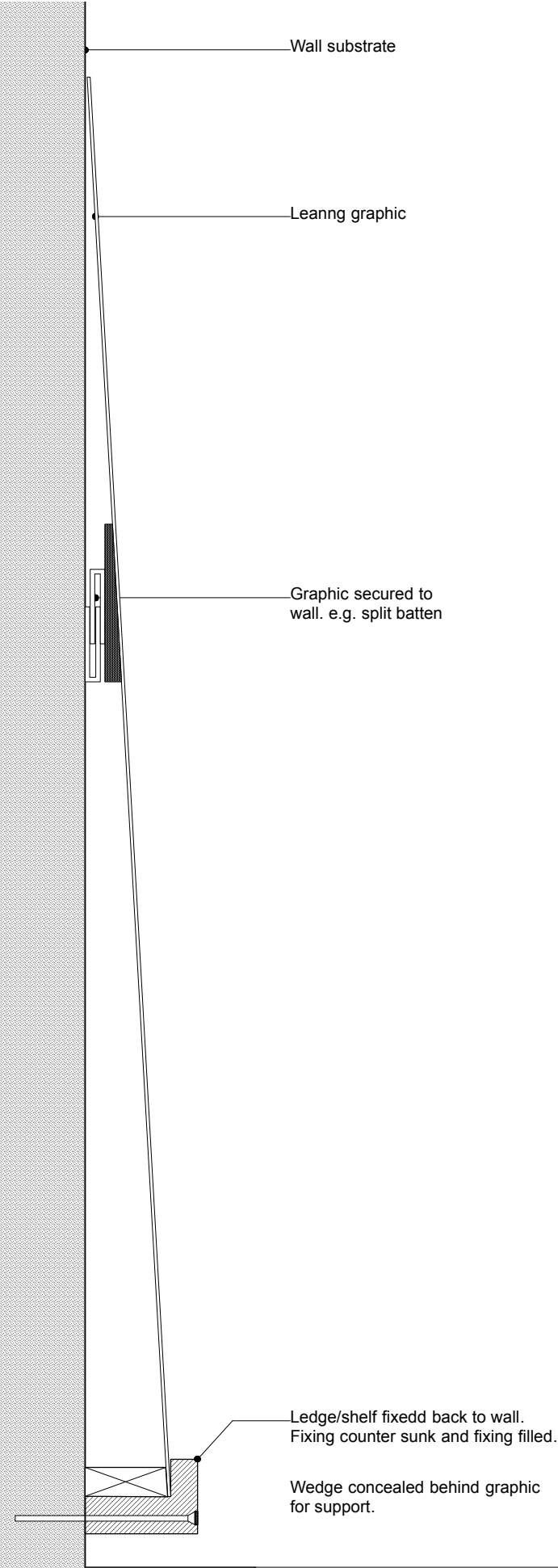
<p>NOTES:</p> <p>Intellectual property rights: IPR</p> <p>All IPR that exist within this drawing and/or associated documentation belongs to Drinkall Dean (London) Ltd and are hereby asserted. Drinkall Dean will not be held responsible for any alterations made to this drawing. Any alterations must be notified to Drinkall Dean and a record must be kept.</p> <p>Design intent:</p> <p>This drawing is provided for 'design intent' purposes and should be used for information only. Not to be used for construction. Do not scale from this drawing. It is your responsibility to produce construction drawings. It is your responsibility to carry out all testing and examination (including the construction of mock-ups) as may be necessary such that the designs when constructed are safe and without risk to health at all times when being erected, secured, used, cleaned or maintained. Any significant residual risk associated with this level of design have been noted on the drawing or contained within the pre-construction information.</p> <p>Setting out:</p> <p>All design intent information has been prepared from digital survey details or 'as existing' drawings provided by others. Accuracy cannot be assumed. This drawing should be read in conjunction with any standard detail drawings and specifications of work. It is the contractor's sole responsibility to carry out site dimension checks and to produce rods at a minimum scale of 1:20. All details will be subject to the approval by third parties of the contractor's rods and site strip out.</p> <p>Schedules:</p> <p>All drawings to be read in conjunction with written specifications and associated documentation supplied by Drinkall Dean and annotated by letter/number within this drawing. All drawings to be read in conjunction with drawings and specifications supplied by other project consultants. Any discrepancies between consultants drawings to be reported to the designer immediately and prior to commencement of work.</p> <p>Use of the services:</p> <p>You accept that any Service provided by Drinkall Dean will be suitable for use only for the specified Project unless otherwise agreed. Our drawings are not to be used as the as-built drawings in the Health and Safety file (as defined by the Construction (Design and Management) Regulations 2015) or any other local applicable laws and regulations to which you may be required to abide by. Where the contractor/principle contractor is to develop the design they shall comply with Regulation(s) 9/11 of the CDM Regulations 2015.</p> <p>Confidentiality:</p> <p>This drawing is issued confidentially and must not be disclosed to any third parties without the prior written consent of Drinkall Dean.</p> <p>All structure / services to comply with local authority, building control and environmental health requirements and to service engineers details and calculations.</p> <p>The contractor shall comply with:</p> <ul style="list-style-type: none">CDM Regulations 2015 - Duties of contractor/principle contractor. A construction phase plan must be produced prior to commencement of works.Site Waste Management.The contractor shall manage all waste materials and re-use/recycle as much as possible to minimise waste.Risk Assessment.The contractor must ensure that the site is a hazard free environment at all times.				<p>DRAWING STATUS: TENDER</p> <p>REVISION:</p> <p>REF / DATE: DESCRIPTION: DRAWN:</p>	<p>CLIENT: National Army Museum</p> <p>PROJECT: Brothers in Arms</p> <p>PROJECT ADDRESS: Royal Hospital Rd, London SW3 4HT</p>	<p>DRAWING TITLE: Networks Table Top Infits to Cases 7,8,9</p> <p>DRAWN BY: AD DATE: 17-09-21 PAPER SIZE: A3</p> <p>PROJECT NUMBER: 372 SCALE: 1:10</p> <p>DRAWING NUMBER: 372_NAM_206.0 REVISION: -</p>
--	--	--	--	--	--	--



Front Elevation
Scale 1:20



Section
Scale 1:20



Section Detail 1
Scale 1:5

Notes:

Dimensions to be checked on site prior to manufacture.

Contractor to ensure strength and stability and provide drawing for approval.

To be fixed to walls.

Lengths and heights will vary. Refer to layout and to elevations.

All graphics by specialist supplier. Graphics to be produced on suitable substrate so as not to sag. TBC by designer and graphic consultant.

Graphics to be secured with concealed split battens.

Graphics to appear as if supported and leaning on shelf.

Fire rated materials must be used. FR zero formaldehyde MDF. Sanded, primed and finished in eggshell to match 'green' wall colour.

Note: central networks structure also has shelves. Detail slightly different. Refer to details 372_NAM_205.0

Note: If positioned over a case, shelf will need to be removable for lift off case lid.

DRINKALL DEAN

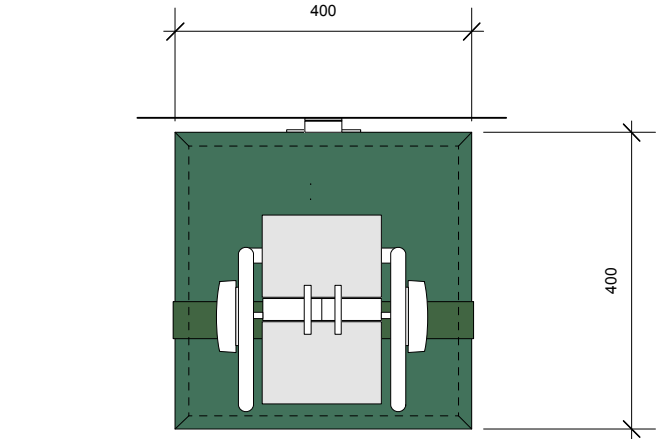
Studio 307
The Light Bulb
1 Filament Walk
Spectrum Way
London SW18 4GQ

PHONE: +44 (0) 20 3735 9113

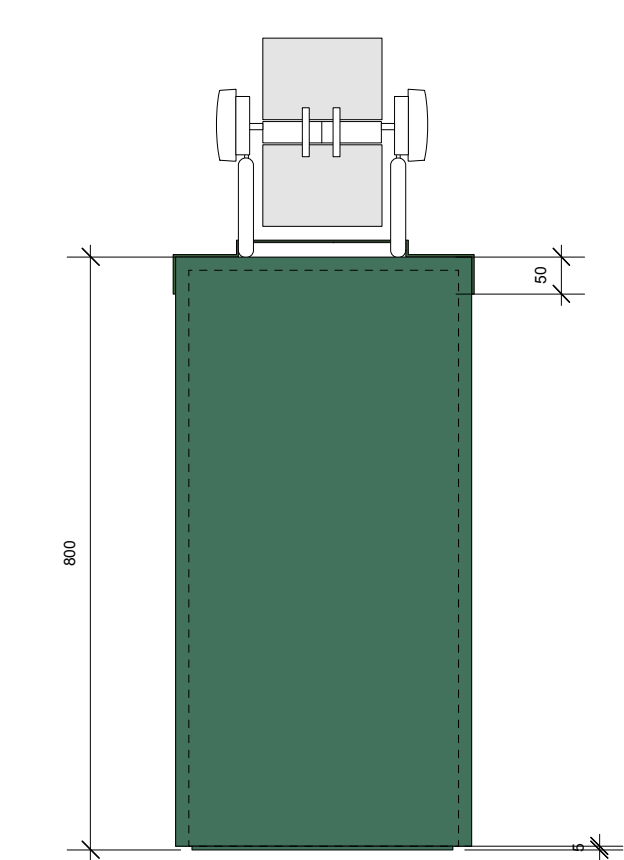
info@drinkalldean.co.uk www.drinkalldean.co.uk

Copyright ©Drinkall Dean (London) Limited. All rights reserved

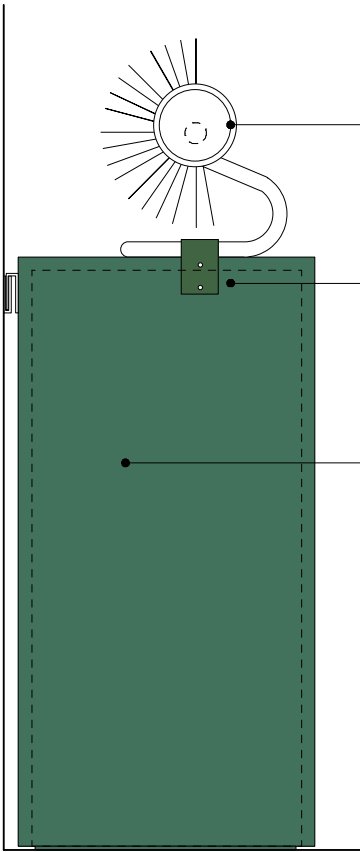
NOTES: Intellectual property rights: IPR All IPR that exist within this drawing and/or associated documentation belongs to Drinkall Dean (London) Ltd and are hereby asserted. Drinkall Dean will not be held responsible for any alterations made to this drawing. Any alterations must be notified to Drinkall Dean and a record must be kept. Design intent: This drawing is provided for 'design intent' purposes and should be used for information only. Not to be used for construction. Do not scale from this drawing. It is your responsibility to produce construction drawings. It is your responsibility to carry out all testing and examination (including the construction of mock-ups) as may be necessary such that the designs when constructed are safe and without risk to health at all times when being erected, secured, used, cleaned or maintained. Any significant residual risk associated with this level of design have been noted on the drawing or contained within the pre-construction information. Setting out: All design intent information has been prepared from digital survey details or 'as existing' drawings provided by others. Accuracy cannot be assumed. This drawing should be read in conjunction with any standard detail drawings and specifications of work. It is the contractor's sole responsibility to carry out site dimension checks and to produce rods at a minimum scale of 1:20. All details will be subject to the approval by third parties of the contractor's rods and site strip out. Schedules: All drawings to be read in conjunction with written specifications and associated documentation supplied by Drinkall Dean and annotated by letter/number within this drawing. All drawings to be read in conjunction with drawings and specifications supplied by other project consultants. Any discrepancies between consultants drawings to be reported to the designer immediately and prior to commencement of work. Use of the services: You accept that any Service provided by Drinkall Dean will be suitable for use only for the specified Project unless otherwise agreed. Our drawings are not to be used as the as-built drawings in the Health and Safety file (as defined by the Construction (Design and Management) Regulations 2015) or any other local applicable laws and regulations to which you may be required to abide by. Where the contractor/principle contractor is to develop the design they shall comply with Regulation(s) 9/11 of the CDM Regulations 2015. Confidentiality: This drawing is issued confidentially and must not be disclosed to any third parties without the prior written consent of Drinkall Dean. All structure / services to comply with local authority, building control and environmental health requirements and to service engineers details and calculations. The contractor shall comply with: CDM Regulations 2015 - Duties of contractor/principle contractor. A construction phase plan must be produced prior to commencement of works. Fire Precautions: All construction and materials to conform to current building and fire regulations. Consult the clients fire strategy plan where existing and incorporate into the fire strategy for the construction works. Site Waste Management: The contractor shall manage all waste materials and re-use/recycle as much as possible to minimise waste. Risk Assessment: The contractor must ensure that the site is a hazard free environment at all times.				DRAWING STATUS: TENDER		CLIENT: National Army Musuem	DRAWING TITLE: Networks Wall Ledge
REVISION:	DESCRIPTION:	DRAWN:	PROJECT: Brothers in Arms	PROJECT ADDRESS: Royal Hospital Rd, London SW3 4HT			DRAWN BY: AD DATE: 17-09-21 PAPER SIZE: A3
REF / DATE:							PROJECT NUMBER: 372 SCALE: 1:10, 1:5
							DRAWING NUMBER: 372_NAM_207.0 REVISION: -



Top Plan
Scale 1:10



Front Elevation
Scale 1:10



Side Elevation
Scale 1:10

- Adapted off the shelf Rolodex
- Metal strap to secure to plinth base
- 18mm FR Z MDF plinth. Include bracket or split batten at back to secure to wall



Example of off the shelf Rolodex
-



Example of bespoke interactives
For reference

Notes:

Interactive is based on a Rolodex unit. Propose adapting an actual Rolodex.

Unit to and interactive to be developed by the contractor, and ensure safe and stable use by public.

Cards to be durable material by graphic production company. Number of cards tbc.

Note Rolodex is to be anchored to top of MDF plinth using sprayed metal strap fixed to each side of plinth.

Plinth constructed of 18mm FR zero formaldehyde MDF with suitable SW internal framework. Sanded and primed and finished in eggshell paint in 'green' colour to match walls.

Plinth to be anchored to wall to avoid movement.

Overall W and D tbc once Rolodex is sourced.

CLIENT SUPPLY ROLODEX TBC

Example of Rolodex:
https://www.amazon.co.uk/Rolodex-Business-Card-B lack-Large/dp/B00006IBS6/ref=psdc_9469043031_t 1_B00006IBSP

All to be developed with specialist contractor.

DRINKALL DEAN


Studio 307
The Light Bulb
1 Filament Walk
Spectrum Way
London SW18 4GQ

PHONE: +44 (0) 20 3735 9113


info@drinkalldean.co.uk www.drinkalldean.co.uk

Copyright ©Drinkall Dean (London) Limited. All rights reserved

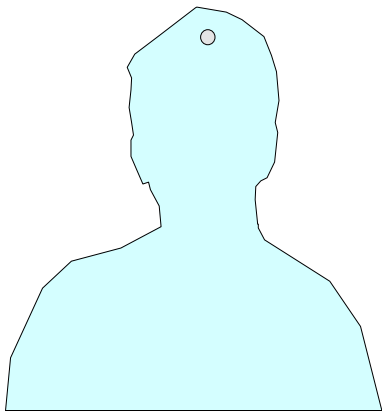
<p>NOTES:</p> <p>Intellectual property rights: IPR</p> <p>All IPR that exist within this drawing and/or associated documentation belongs to Drinkall Dean (London) Ltd and are hereby assigned. Drinkall Dean will not be held responsible for any alterations made to this drawing. Any alterations must be notified to Drinkall Dean and a record must be kept.</p> <p>Design intent:</p> <p>This drawing is provided for 'design intent' purposes and should be used for information only. Not to be used for construction. Do not scale from this drawing. It is your responsibility to produce construction drawings. It is your responsibility to carry out all testing and examination (including the construction of mock-ups) as may be necessary such that the designs when constructed are safe and without risk to health at all times when being erected, secured, used, cleaned or maintained. Any significant residual risk associated with this level of design have been noted on the drawing or contained within the pre-construction information.</p> <p>Setting out:</p> <p>All design intent information has been prepared from digital survey details or 'as existing' drawings provided by others. Accuracy cannot be assumed. This drawing should be read in conjunction with any standard detail drawings and specifications of work. It is the contractor's sole responsibility to carry out site dimension checks and to produce rods at a minimum scale of 1:20. All details will be subject to the approval by third parties of the contractor's rods and site strip out.</p> <p>Schedules:</p> <p>All drawings to be read in conjunction with written specifications and associated documentation supplied by Drinkall Dean and annotated by letter/number within this drawing. All drawings to be read in conjunction with drawings and specifications supplied by other project consultants. Any discrepancies between consultants drawings to be reported to the designer immediately and prior to commencement of work.</p> <p>Use of the services:</p> <p>You accept that any Service provided by Drinkall Dean will be suitable for use only for the specified Project unless otherwise agreed. Our drawings are not to be used as the as-built drawings in the Health and Safety file (as defined by the Construction (Design and Management) Regulations 2015) or any other local applicable laws and regulations to which you may be required to abide by. Where the contractor/principle contractor is to develop the design they shall comply with Regulation(s) 9/11 of the CDM Regulations 2015.</p> <p>Confidentiality:</p> <p>This drawing is issued confidentially and must not be disclosed to any third parties without the prior written consent of Drinkall Dean.</p> <p>All structure / services to comply with local authority, building control and environmental health requirements and to service engineers details and calculations.</p> <p>The contractor shall comply with:</p> <p>CDM Regulations 2015 - Duties of contractor/principle contractor. A construction phase plan must be produced prior to commencement of works.</p> <p>Fire Precautions:</p> <p>All construction and materials to conform to current building and fire regulations. Consult the clients fire strategy plan where existing and incorporate into the fire strategy for the construction works.</p> <p>Site Waste Management:</p> <p>The contractor shall manage all waste materials and re-use/recycle as much as possible to minimise waste. Risk Assessment:</p> <p>The contractor must ensure that the site is a hazard free environment at all times.</p>				<p>DRAWING STATUS: TENDER</p> <p>REVISION:</p> <p>REF / DATE: DESCRIPTION: DRAWN:</p>	<p>CLIENT: National Army Museum</p> <p>PROJECT: Brothers in Arms</p> <p>PROJECT ADDRESS: Royal Hospital Rd, London SW3 4HT</p>	<p>DRAWING TITLE: 'Rolodex' Interactive</p> <p>DRAWN BY: AD DATE: 17-09-21 PAPER SIZE: A3</p> <p>PROJECT NUMBER: 372 SCALE: 1:10</p> <p>DRAWING NUMBER: 372_NAM_208.0 REVISION: -</p>
---	--	--	--	--	--	---



Front Elevation Pixie Suit
Scale 1:20



Front Elevation Jacket
Scale 1:20



Front Elevation body form
Indicative only



Suggested hanging detail
-



Suggested fixing type
-

Notes:

Client supply clothing, to be displayed on bespoke clear acrylic body form, polished edges.

The visitors will touch the clothing.

Body form to be fixed to wall with spacer fixing as shown.

All to be developed by contractor in discussion with specialist mount maker. Exact position on site to be decided.

Mount maker to invisibly tether costumes to body form.

2x required, to fit costumes.

DRINKALL DEAN

Studio 307
The Light Bulb
1 Filament Walk
Spectrum Way
London SW18 4GG

PHONE: +44 (0) 20 3735 9113

info@drinkalldean.co.uk www.drinkalldean.co.uk

Copyright ©Drinkall Dean (London) Limited. All rights reserved

<p>NOTES:</p> <p>Intellectual property rights: IPR</p> <p>All IPR that exist within this drawing and/or associated documentation belongs to Drinkall Dean (London) Ltd and are hereby asserted. Drinkall Dean will not be held responsible for any alterations made to this drawing. Any alterations must be notified to Drinkall Dean and a record must be kept.</p> <p>Design intent:</p> <p>This drawing is provided for 'design intent' purposes and should be used for information only. Not to be used for construction. Do not scale from this drawing. It is your responsibility to produce construction drawings. It is your responsibility to carry out all testing and examination (including the construction of mock-ups) as may be necessary such that the designs when constructed are safe and without risk to health at all times when being erected, secured, used, cleaned or maintained. Any significant residual risk associated with this level of design have been noted on the drawing or contained within the pre-construction information.</p> <p>Setting out:</p> <p>All design intent information has been prepared from digital survey details or 'as existing' drawings provided by others. Accuracy cannot be assumed. This drawing should be read in conjunction with any standard detail drawings and specifications of work. It is the contractor's sole responsibility to carry out site dimension checks and to produce rods at a minimum scale of 1:20. All details will be subject to the approval by third parties of the contractor's rods and site strip out.</p> <p>Schedules:</p> <p>All drawings to be read in conjunction with written specifications and associated documentation supplied by Drinkall Dean and annotated by letter/number within this drawing. All drawings to be read in conjunction with drawings and specifications supplied by other project consultants. Any discrepancies between consultants drawings to be reported to the designer immediately and prior to commencement of work.</p> <p>Use of the services:</p> <p>You accept that any Service provided by Drinkall Dean will be suitable for use only for the specified Project unless otherwise agreed. Our drawings are not to be used as the as-built drawings in the Health and Safety file (as defined by the Construction (Design and Management) Regulations 2015) or any other local applicable laws and regulations to which you may be required to abide by. Where the contractor/principle contractor is to develop the design they shall comply with Regulation(s) 9/11 of the CDM Regulations 2015.</p> <p>Confidentiality:</p> <p>This drawing is issued confidentially and must not be disclosed to any third parties without the prior written consent of Drinkall Dean.</p> <p>All structure / services to comply with local authority, building control and environmental health requirements and to service engineers details and calculations.</p> <p>The contractor shall comply with:</p> <p>CDM Regulations 2015 - Duties of contractor/principle contractor. A construction phase plan must be produced prior to commencement of works.</p> <p>Fire Precautions:</p> <p>All construction and materials to conform to current building and fire regulations. Consult the clients fire strategy plan where existing and incorporate into the fire strategy for the construction works.</p> <p>Site Waste Management:</p> <p>The contractor shall manage all waste materials and re-use/recycle as much as possible to minimise waste. Risk Assessment:</p> <p>The contractor must ensure that the site is a hazard free environment at all times.</p>				DRAWING STATUS: TENDER	CLIENT: National Army Museum	DRAWING TITLE: Handling Objects display body form
REVISION:	PROJECT: Brothers in Arms	PROJECT ADDRESS: Royal Hospital Rd, London SW3 4HT	DRAWN:			DRAWN BY: AD
REF / DATE:	DESCRIPTION:					DATE: 17-09-21
						PAPER SIZE: A3
						PROJECT NUMBER: 372
						SCALE: 1:10
						DRAWING NUMBER: 372_NAM_209.0
						REVISION: -

Notes:

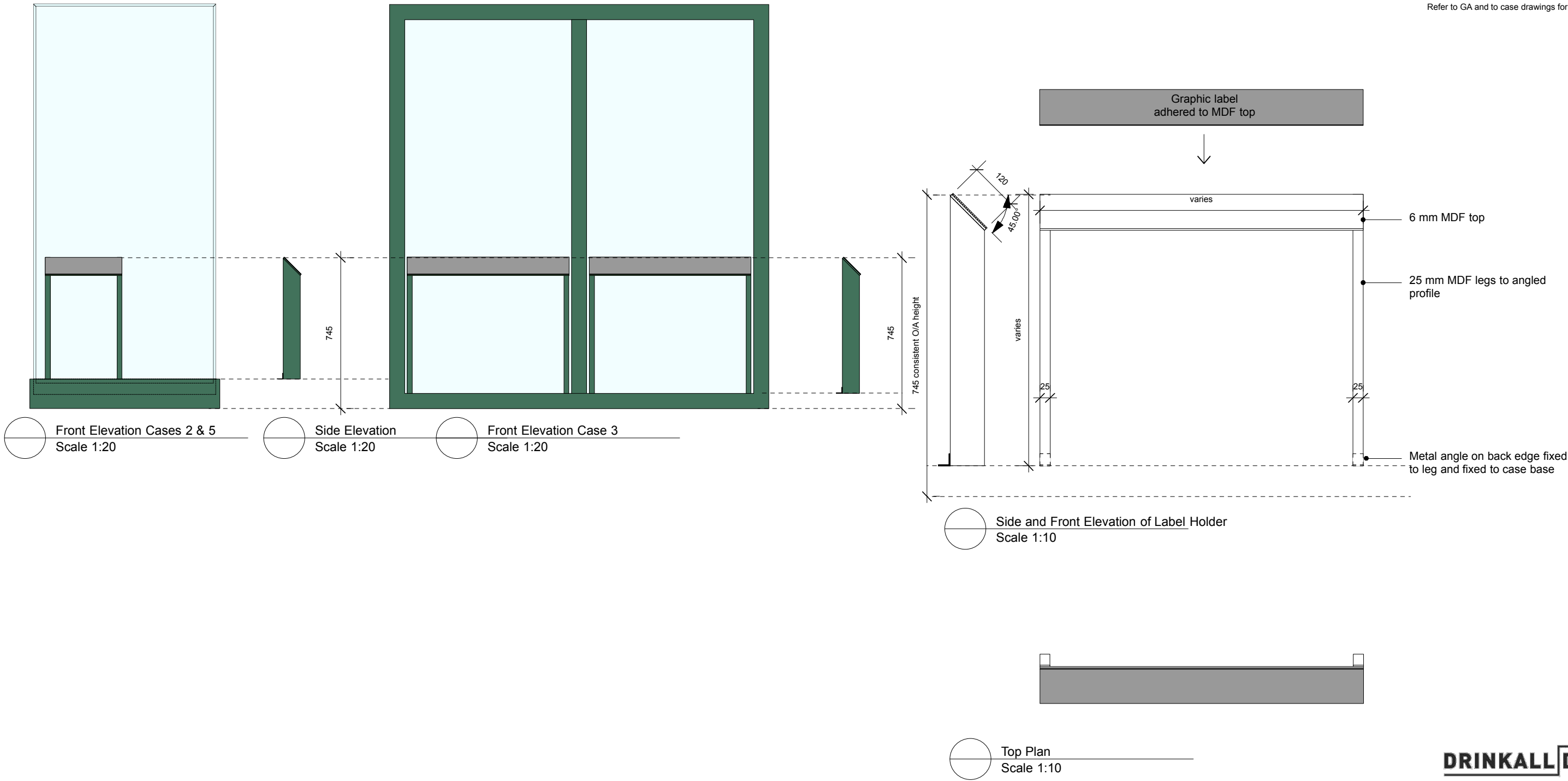
Unit constructed of zero formaldehyde FR MDF
6mm top and 25mm legs, sanded, sealed in 2x coats
Dacylate and sprayed in water based Ecosure paint
in 'green' colour as walls.

Graphic panel by specialist to be adhered to top.

Note: Label holders are for floor standing full height
cases, heights vary according to case base. Top
height should be consistent.

Widths will vary and are to be confirmed.

Refer to GA and to case drawings for quantities.



DRINKALL DEAN

Studio 307
The Light Bulb
1 Filament Walk
Spectrum Way
London SW18 4GQ

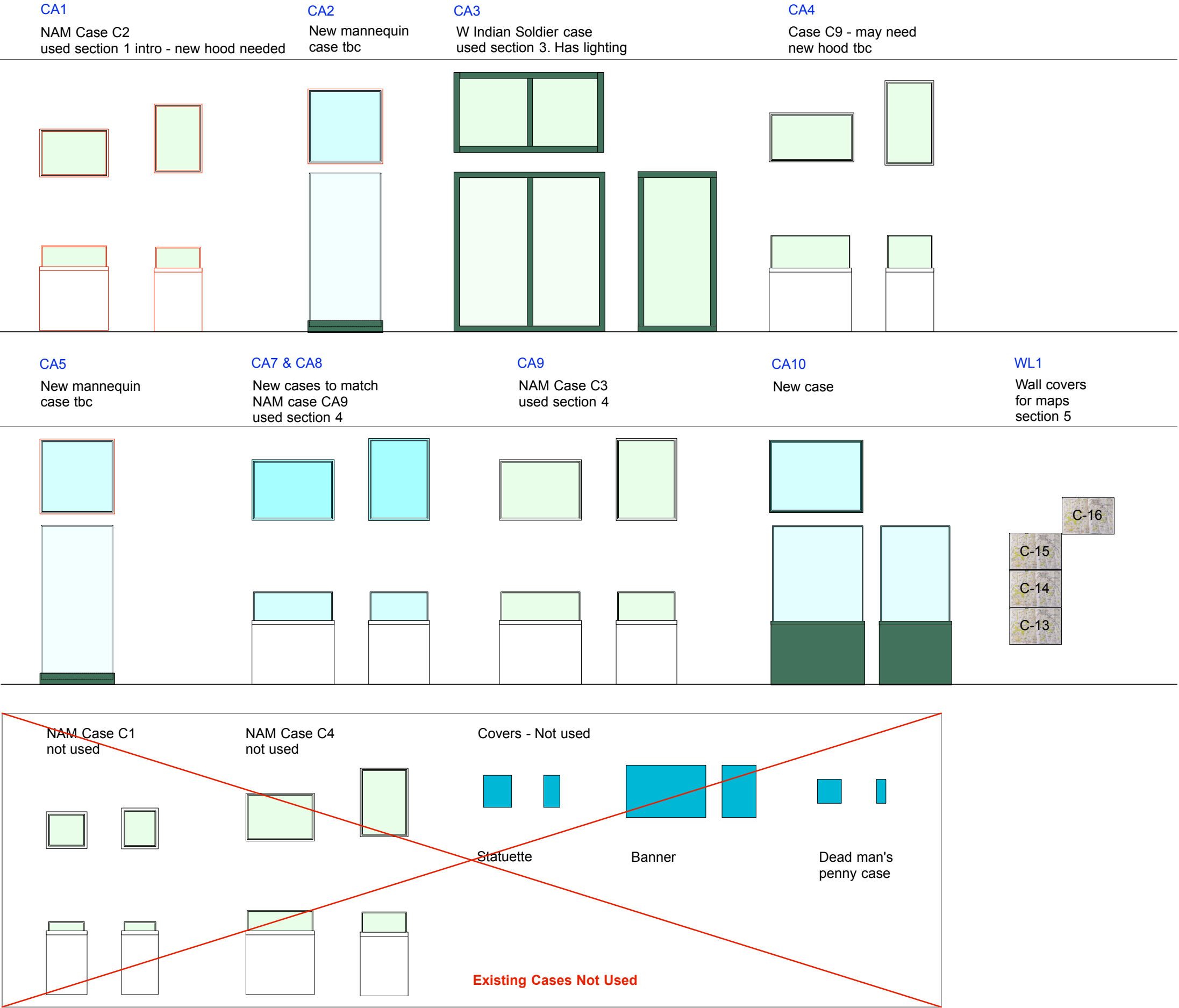
PHONE: +44 (0) 20 3735 9113

info@drinkalldean.co.uk www.drinkalldean.co.uk

Copyright ©Drinkall Dean (London) Limited. All rights reserved

<div>NOTES:</div> <div>Intellectual property rights: IPR</div> <div>All IPR that exist within this drawing and/or associated documentation belongs to Drinkall Dean (London) Ltd and are hereby asserted. Drinkall Dean will not be held responsible for any alterations made to this drawing. Any alterations must be notified to Drinkall Dean and a record must be kept.</div> <div>Design intent:</div> <div>This drawing is provided for 'design intent' purposes and should be used for information only. Not to be used for construction. Do not scale from this drawing. It is your responsibility to produce construction drawings. It is your responsibility to carry out all testing and examination (including the construction of mock-ups) as may be necessary such that the designs when constructed are safe and without risk to health at all times when being erected, secured, used, cleaned or maintained. Any significant residual risk associated with this level of design have been noted on the drawing or contained within the pre-construction information.</div> <div>Setting out:</div> <div>All design intent information has been prepared from digital survey details or 'as existing' drawings provided by others. Accuracy cannot be assumed. This drawing should be read in conjunction with any standard detail drawings and specifications of work. It is the contractor's sole responsibility to carry out site dimension checks and to produce rods at a minimum scale of 1:20. All details will be subject to the approval by third parties of the contractor's rods and site strip out.</div> <div>Schedules:</div> <div>All drawings to be read in conjunction with written specifications and associated documentation supplied by Drinkall Dean and annotated by letter/number within this drawing. All drawings to be read in conjunction with drawings and specifications supplied by other project consultants. Any discrepancies between consultants drawings to be reported to the designer immediately and prior to commencement of work.</div> <div>Use of the services:</div> <div>You accept that any Service provided by Drinkall Dean will be suitable for use only for the specified Project unless otherwise agreed. Our drawings are not to be used as the as-built drawings in the Health and Safety file (as defined by the Construction (Design and Management) Regulations 2015) or any other local applicable laws and regulations to which you may be required to abide by. Where the contractor/principle contractor is to develop the design they shall comply with Regulation(s) 9/11 of the CDM Regulations 2015.</div> <div>Confidentiality:</div> <div>This drawing is issued confidentially and must not be disclosed to any third parties without the prior written consent of Drinkall Dean.</div> <div>All structure / services to comply with local authority, building control and environmental health requirements and to service engineers details and calculations.</div> <div>The contractor shall comply with:</div> <div>CDM Regulations 2015 - Duties of contractor/principle contractor. A construction phase plan must be produced prior to commencement of works.</div> <div>Fire Precautions:</div> <div>All construction and materials to conform to current building and fire regulations. Consult the clients fire strategy plan where existing and incorporate into the fire strategy for the construction works.</div> <div>Site Waste Management:</div> <div>The contractor shall manage all waste materials and re-use/recycle as much as possible to minimise waste.</div> <div>Risk Assessment:</div> <div>The contractor must ensure that the site is a hazard free environment at all times.</div>										DRAWING STATUS: <div>TENDER</div>	CLIENT: <div>National Army Musuem</div>	DRAWING TITLE: <div>Label Holder for Full Height Cases</div>						
REVISION:	DESCRIPTION:	DRAWN:	PROJECT:	Brothers in Arms														
REF / DATE:			PROJECT ADDRESS:	Royal Hospital Rd, London SW3 4HT														
			DRAWN BY:	AD	DATE:	17-09-21	PAPER SIZE:	A3										
			PROJECT NUMBER:	372			SCALE:	1:10										
			DRAWING NUMBER:	372_NAM_210.0			REVISION:	-										

NOTES:



NAM Case C1
not used

NAM Case C4
not used

Covers - Not used

Statuette

Banner

Dead man's
penny case

Existing Cases Not Used

DRINKALL DEAN

Studio 307
The Light Bulb
1 Filament Walk
Spectrum Way
London SW18 4GQ

PHONE: +44 (0) 20 3735 9113

info@drinkalldean.co.uk www.drinkalldean.co.uk

Copyright ©Drinkall Dean (London) Limited. All rights reserved

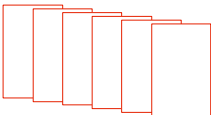


<div>NOTES:</div> <div>Intellectual property rights: IPR</div> <div>All IPR that exist within this drawing and/or associated documentation belongs to Drinkall Dean (London) Ltd and are hereby asserted. Drinkall Dean will not be held responsible for any alterations made to this drawing. Any alterations must be notified to Drinkall Dean and a record must be kept.</div> <div>Design intent:</div> <div>This drawing is provided for 'design intent' purposes and should be used for information only. Not to be used for construction. Do not scale from this drawing. It is your responsibility to produce construction drawings. It is your responsibility to carry out all testing and examination (including the construction of mock-ups) as may be necessary such that the designs when constructed are safe and without risk to health at all times when being erected, secured, used, cleaned or maintained. Any significant residual risk associated with this level of design have been noted on the drawing or contained within the pre-construction information.</div> <div>Setting out:</div> <div>All design intent information has been prepared from digital survey details or 'as existing' drawings provided by others. Accuracy cannot be assumed. This drawing should be read in conjunction with any standard detail drawings and specifications of work. It is the contractor's sole responsibility to carry out site dimension checks and to produce rods at a minimum scale of 1:20. All details will be subject to the approval by third parties of the contractor's rods and site strip out.</div> <div>Schedules:</div> <div>All drawings to be read in conjunction with written specifications and associated documentation supplied by Drinkall Dean and annotated by letter/number within this drawing. All drawings to be read in conjunction with drawings and specifications supplied by other project consultants. Any discrepancies between consultants drawings to be reported to the designer immediately and prior to commencement of work.</div> <div>Use of the services:</div> <div>You accept that any Service provided by Drinkall Dean will be suitable for use only for the specified Project unless otherwise agreed. Our drawings are not to be used as the so-called drawings in the Health and Safety file (as defined by the Construction (Design and Management) Regulations 2015) or any other local applicable laws and regulations to which you may be required to abide by. Where the contractor/principle contractor is to develop the design they shall comply with Regulation(s) 9/11 of the CDM Regulations 2015.</div> <div>Confidentiality:</div> <div>This drawing is issued confidentially and must not be disclosed to any third parties without the prior written consent of Drinkall Dean.</div> <div>All structure / services to comply with local authority, building control and environmental health requirements and to service engineers details and calculations.</div> <div>The contractor shall comply with:</div> <div>CDM Regulations 2015 - Duties of contractor/principle contractor. A construction phase plan must be produced prior to commencement of works.</div> <div>Fire Precautions:</div> <div>All construction and materials to conform to current building and fire regulations. Consult the clients fire strategy plan where existing and incorporate into the fire strategy for the construction works.</div> <div>Site Waste Management:</div> <div>The contractor shall manage all waste materials and re-use/recycle as much as possible to minimise waste.</div> <div>Risk Assessment:</div> <div>The contractor must ensure that the site is a hazard free environment at all times.</div>	DRAWING STATUS: TENDER	CLIENT: National Army Musuem	DRAWING TITLE: Case - Overview
REVISION:	PROJECT: Brothers in Arms	DRAWN:	DRAWN BY: AD
REF / DATE:	DESCRIPTION:	PROJECT ADDRESS: Royal Hospital Rd, London SW3 4HT	DATE: 17-09-21
			PAPER SIZE: A3
			SCALE: 1:50
			REVISION: -
			DRAWING NUMBER: 372_NAM_300.0

Top Plan
Scale 1:20

Front Elevation
Scale 1:20

Section for objects AA
Scale 1:20

Side Elevation B
Scale 1:20

OBJECTS - CA1 - Section 1 Intro	
	Bill Wharton letter 6 x pages
	9 of hearts card
	D-day message

MOUNTS - CA1 - Section 1 Intro

Bill Wharton letter 6 x pages D-day message 9 of hearts card

CA1-A acrylic angle **CA1-B acrylic angle** **CA1-C acrylic angle**

All angled mounts in clear polished acrylic.
Lengths to suit objects and mounting methods.

All by specialist.

CA1 - Section 1 Intro

Existing Case	New Hood
1	1
2	2
3	3
4	4
5	5
6	6
7	7
8	8
9	9
10	10
11	11
12	12
13	13
14	14
15	15
16	16
17	17
18	18
19	19
20	20
21	21
22	22
23	23
24	24
25	25
26	26
27	27
28	28
29	29
30	30
31	31
32	32
33	33
34	34
35	35
36	36
37	37
38	38
39	39
40	40
41	41
42	42
43	43
44	44
45	45
46	46
47	47
48	48
49	49
50	50
51	51
52	52
53	53
54	54
55	55
56	56
57	57
58	58
59	59
60	60
61	61
62	62
63	63
64	64
65	65
66	66
67	67
68	68
69	69
70	70
71	71
72	72
73	73
74	74
75	75
76	76
77	77
78	78
79	79
80	80
81	81
82	82
83	83
84	84
85	85
86	86
87	87
88	88
89	89
90	90
91	91
92	92
93	93
94	94
95	95
96	96
97	97
98	98
99	99
100	100

Notes:

Object sizes to be confirmed prior to manufacture.

Mounts to be made to object sizes, shown here for information.

Existing NAM case to be refurbished and to have new hood. Check bubble seals and replace with same if necessary.

Hood 12mm mitred clear acrylic with polished edges pre drilled to accept counter sunk Daisy head security screws. To align with existing holes in existing case.

Check access to conservation casset tank if one exists, and ensure slots are clear for air exchange in hood.

Case plinth and base board to inside case to be decorated to new 'green' colour.

INSIDE - water based Dulux Ecosure or similar paint must be used. Outside waterbased eggshell.

Allow sufficient coats to ensure full coverage.

Mounts as shown, by NAM procured mount specialist.

DRINKALL | DEAN

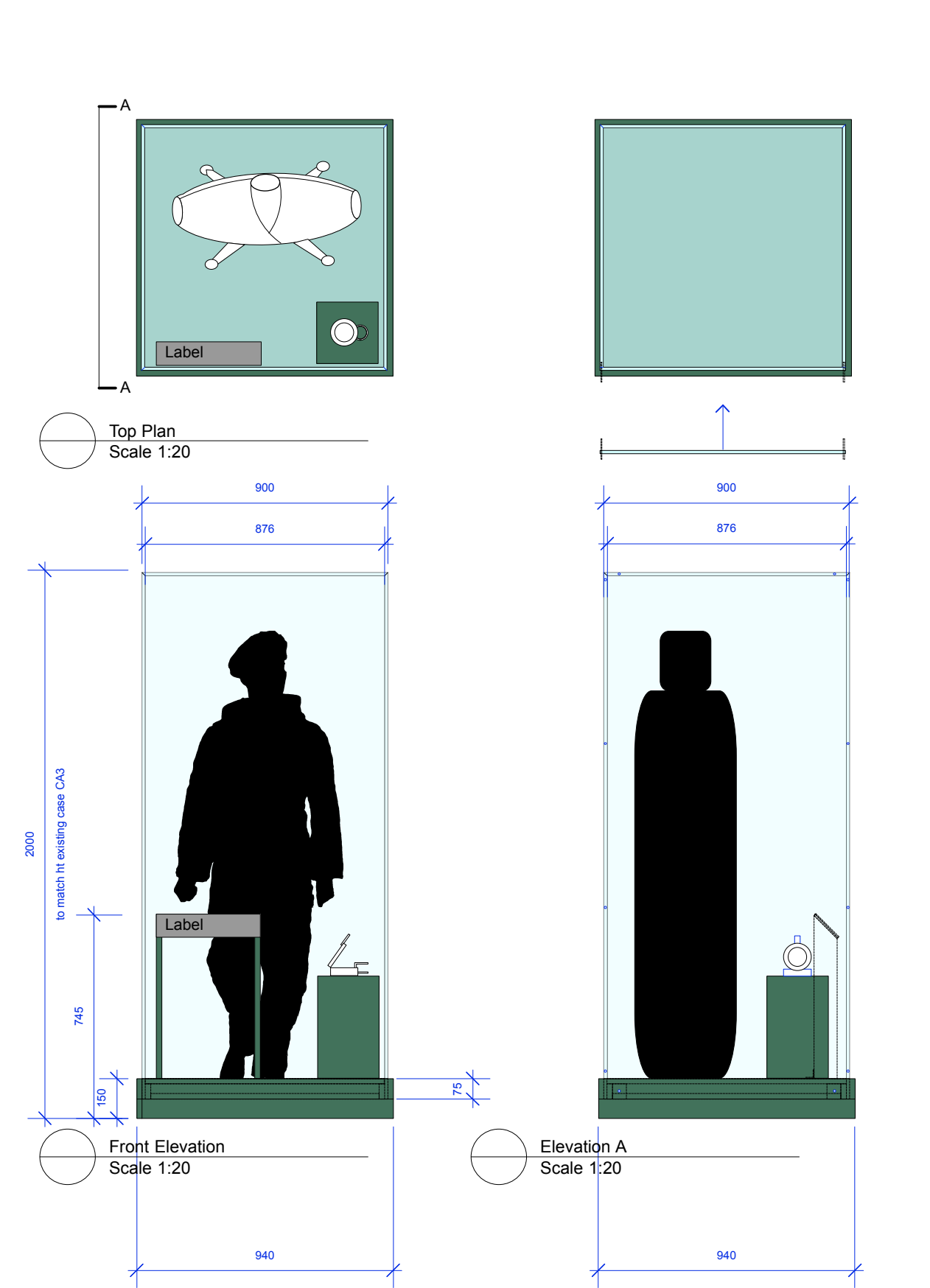
Studio 307
The Light Bulb
1 Filament Walk
Spectrum Way
London SW18 4GG

PHONE: +44 (0) 20 3735 9113

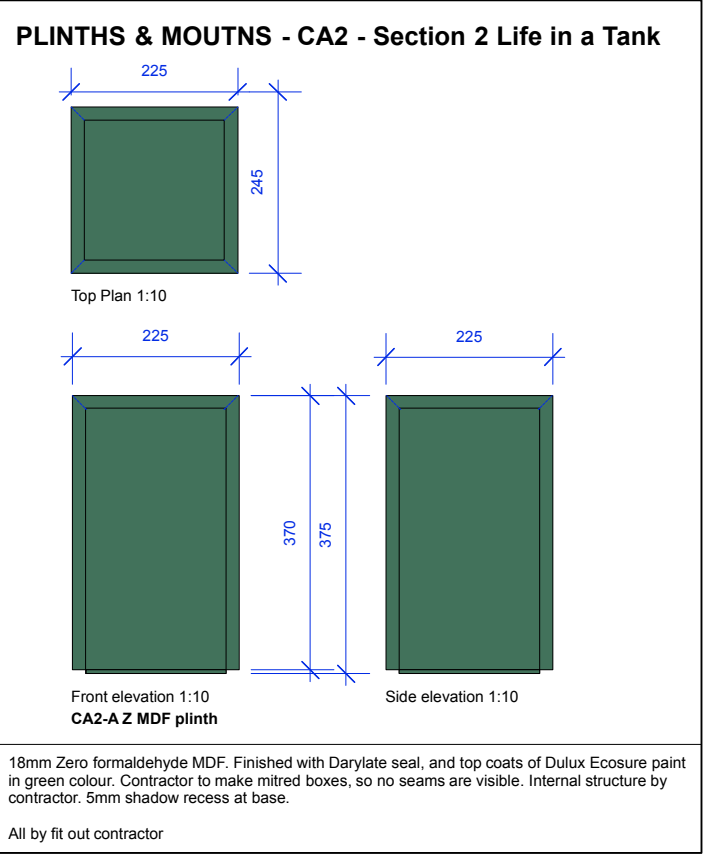
info@drinkalldean.co.uk www.drinkalldean.co.uk

Copyright ©Drinkall Dean (London) Limited. All rights reserved

<div>NOTES:</div> <div>Intellectual property rights: IPR</div> <div>All IPR that exist within this drawing and/or associated documentation belongs to Drinkinl Dean (London) Ltd and are hereby asserted. Drinkinl Dean will not be held responsible for any alterations made to this drawing. Any alterations must be notified to Drinkinl Dean and a record must be kept.</div> <div>Design intent:</div> <div>This drawing is provided for 'design intent' purposes and should be used to provide information. Not to be used for construction. Do not scale from this drawing. It is your responsibility to produce construction drawings. It is your responsibility to carry out all testing and examination (including the construction of mock-ups) as may be necessary such that the designs when constructed are safe and without risk to health at all times when being erected, secured, used, cleaned or maintained. Any significant residual risk associated with the level of design have been noted on the drawing or contained within the pre-construction information.</div>				<div>Setting out:</div> <div>As design intent information has been prepared from digital survey details or 'as existing' drawings provided by others. Accuracy cannot be assumed. This drawing should be read in conjunction with any standard detail drawings and specifications. The contractor is responsible to carry out all setting out, dimension checks and to produce rods at a minimum scale of 1:20. All details will be subject to the approval by third parties of the contractor's rods and site strip out.</div> <div>Schedules:</div> <div>All drawings to be read in conjunction with written specifications and associated documentation supplied by Drinkinl Dean and annotated by letter/number within this drawing. All drawings to be read in conjunction with drawings and specifications supplied by other project consultants. Any discrepancies between contractors' drawings to be reported to the designer immediately and prior to commencement of work.</div>				<div>Use of the services:</div> <div>You accept that any Service provided by Drinkinl Dean will be suitable for use only for the specified Project unless otherwise agreed. Our drawings are not to be used as the as-built drawings in the Health and Safety file (as defined by the Construction (Design and Management) Regulations (2015) or any other local applicable laws and regulations to which you may be required to abide by. Where the contractor/principal contractor is to develop the design they shall comply with Regulation(s) 9/10 of the CDM Regulations 2015.</div> <div>Confidentiality:</div> <div>All drawings to be issued confidentially and must not be disclosed to any third parties without the prior written consent of Drinkinl Dean.</div>				<div>All structure / services to comply with local authority, building control and environmental health requirements and to service engineers details and calculations.</div> <div>The contractor shall comply with CDM Regulations 2015 - Duties of contractor/principle contractor. A construction phase plan must be produced prior to commencement of works.</div> <div>Fire Precautions:</div> <div>All construction and materials to conform to current building and fire regulations. Consult the clients fire strategy plan where existing and incorporate into the fire strategy for the construction works.</div> <div>Site Waste Management:</div> <div>The contractor shall manage all waste materials and re-use/recycle as much as possible to minimise waste. Risk Assessment:</div> <div>The contractor must ensure that the site is a hazard free environment at all times.</div>				<div>DRAWING STATUS:</div> <div>TENDER</div>		<div>CLIENT:</div> <div>National Army Musuem</div>		<div>DRAWING TITLE:</div> <div>Case - CA1</div>	
				<div>REVISION:</div>				<div>PROJECT:</div> <div>Brothers in Arms</div>		<div>EXISTING CASE WITH NEW HOOD</div>											
				<div>REF / DATE:</div>		<div>DESCRIPTION:</div>		<div>DRAWN:</div>		<div>PROJECT ADDRESS:</div> <div>Royal Hospital Rd, London SW3 4HT</div>											
								<div>DRAWN BY:</div> <div>AD</div>		<div>DATE:</div> <div>17-09-21</div>											
								<div>PAPER SIZE:</div> <div>A3</div>													
								<div>PROJECT NUMBER:</div> <div>372</div>		<div>SCALE:</div> <div>1:20 1:10</div>											
								<div>DRAWING NUMBER:</div> <div>372_NAM_301.0</div>		<div>REVISION:</div> <div>-</div>											



OBJECTS - CA2 - Section 2 Life in a Tank		
Pixie suit, beret & boots On NAM mannequin	George Dring's compass	HANDLING object Wall mounted on shaped hanger with 30mm peg off wall. By mount specialist.



CA2 - Section 2

NEW mannequin case

Notes:

Object sizes to be confirmed prior to manufacture.

Mounts to be made to object sizes, shown here for information.

NEW mannequin case.

12mm clear polished and mitred acrylic case, set into zero formaldehyde base.

Side access by removable panel, with clear bubble seal to all edges.

Side panel pre drilled at equal centres for counter sunk Daisy head security screws.

Base to be weighted using stage weights.

Base constructed on zero formaldehyde mdf with mitred corners. All sealed and decorated externally in Dulux waterbased eggshell. Green colour as specified.

Base side is removable by counter sunk security screw fixings for access.

Internal base board to be 18mm zero formaldehyde mdf, with darylate seal, decorated to new 'green' colour water based Dulux Ecosure or similar paint must be used.

INSIDE - Dacrylate seal, then water based Dulux Ecosure or similar paint must be used. Outside waterbased eggshell.

Allow sufficient coats to ensure full coverage.

Mount plinth as shown, by fit out contractor.

For label holder see separate drawing.

DRINKALL DEAN

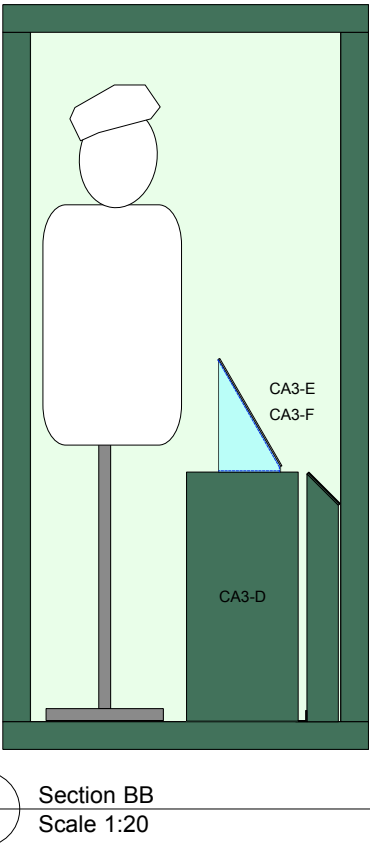
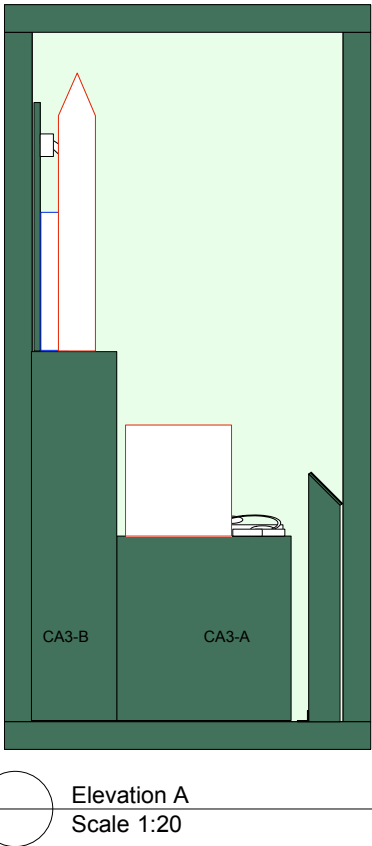
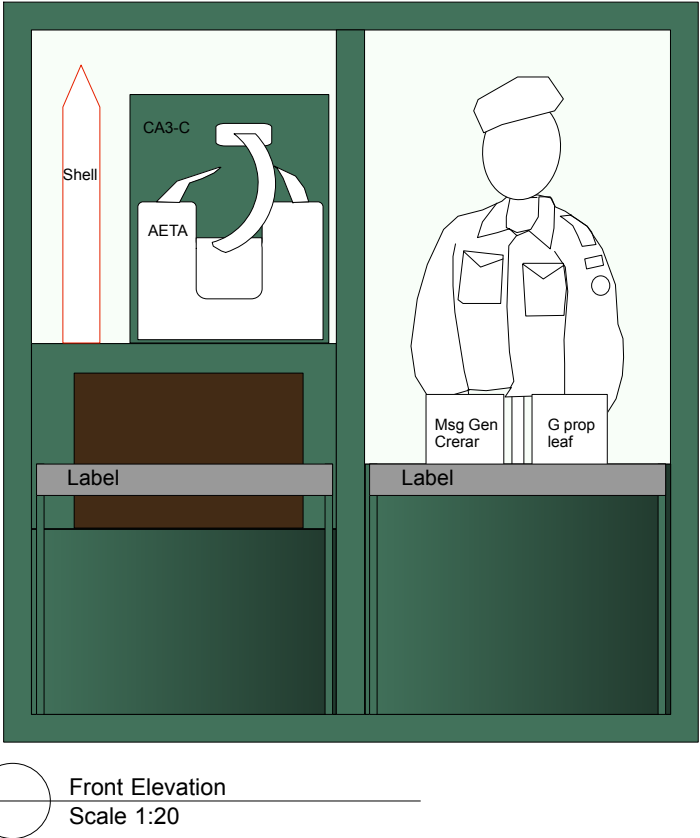
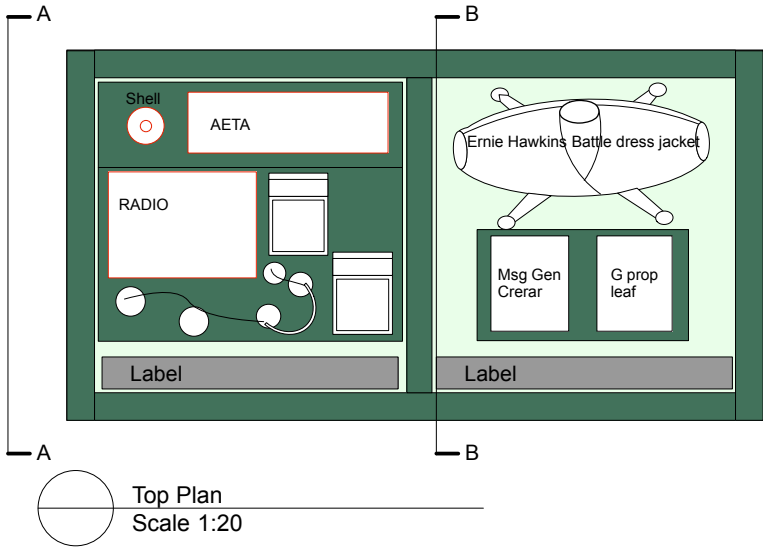
Studio 307
The Light Bulb
1 Filament Walk
Spectrum Way
London SW18 4GQ

PHONE: +44 (0) 20 3735 9113

info@drinkalldean.co.uk www.drinkalldean.co.uk

Copyright ©Drinkall Dean (London) Limited. All rights reserved

NOTES: Intellectual property rights: IPR All IPR that exist within this drawing and/or associated documentation belongs to Drinkall Dean (London) Ltd and are hereby assigned. Drinkall Dean will not be held responsible for any alterations made to this drawing. Any alterations must be notified to Drinkall Dean and a record must be kept. Design intent: This drawing is provided for 'design intent' purposes and should be used for information only. Not to be used for construction. Do not scale from this drawing. It is your responsibility to produce construction drawings. It is your responsibility to carry out all testing and examination (including the construction of mock-ups) as may be necessary such that the designs when constructed are safe and without risk to health at all times when being erected, secured, used, cleaned or maintained. Any significant residual risk associated with this level of design have been noted on the drawing or contained within the pre-construction information. Setting out: All design intent information has been prepared from digital survey details or 'as existing' drawings provided by others. Accuracy cannot be assumed. This drawing should be read in conjunction with any standard detail drawings and specifications of work. It is the contractor's sole responsibility to carry out site dimension checks and to produce rods at a minimum scale of 1:20. All details will be subject to the approval by third parties of the contractor's rods and site strip out. Schedules: All drawings to be read in conjunction with written specifications and associated documentation supplied by Drinkall Dean and annotated by letter/number within this drawing. All drawings to be read in conjunction with drawings and specifications supplied by other project consultants. Any discrepancies between consultants drawings to be reported to the designer immediately and prior to commencement of work. Use of the services: You accept that any Service provided by Drinkall Dean will be suitable for use only for the specified Project unless otherwise agreed. Our drawings are not to be used as the 'as-built' drawings in the Health and Safety file (as defined by the Construction (Design and Management) Regulations 2015) or any other local applicable laws and regulations to which you may be required to abide by. Where the contractor/principle contractor is to develop the design they shall comply with Regulation(s) 9/11 of the CDM Regulations 2015. Confidentiality: This drawing is issued confidentially and must not be disclosed to any third parties without the prior written consent of Drinkall Dean. All structure / services to comply with local authority, building control and environmental health requirements and to service engineers details and calculations. The contractor shall comply with: CDM Regulations 2015 - Duties of contractor/principle contractor. A construction phase plan must be produced prior to commencement of works. Fire Precautions: All construction and materials to conform to current building and fire regulations. Consult the clients fire strategy plan where existing and incorporate into the fire strategy for the construction works. Site Waste Management: The contractor shall manage all waste materials and re-use/recycle as much as possible to minimise waste. Risk Assessment: The contractor must ensure that the site is a hazard free environment at all times.				DRAWING STATUS: TENDER	CLIENT: National Army Museum	DRAWING TITLE: Case - CA2
REVISION:	DESCRIPTION:	DRAWN:	PROJECT: Brothers in Arms	PROJECT ADDRESS: Royal Hospital Rd, London SW3 4HT	DATE: 17-09-21	PAPER SIZE: A3
REF / DATE:					DRAWN BY: AD	SCALE: 1:20 1:10
					PROJECT NUMBER: 372	REVISION: -
					DRAWING NUMBER: 372_NAM_302.0	



OBJECTS - CA3 - Section 3 Experience of Battle			
	Shell		Ernie Hawkins Battle dress jacket
	Davies Submarine escape equip can go in case with Jacket.AETA		
	No. 19 radio set		
	Message from General Crerar		HANDLING object Wall mounted on shaped hanger with 30mm peg off wall. By mount specialist.
	German propoganda leaflet		

CA3 - Section 3

Existing Case

Notes:

Object sizes to be confirmed prior to manufacture.

Mounts to be made to object sizes, shown here for information.

Existing NAM case to be refurbished.Check bubble seals and replace with same if necessary. Overall dimensions to be checked prior to plinth manufacture.

Check access to conservation cassett tank if one exists, and ensure slots are clear for air exchange.

This case has internal light fittings. To be checked, made good. Focussing by specialist.

Case plinth, frame and base board to inside case to be decorated to new 'green' colour.

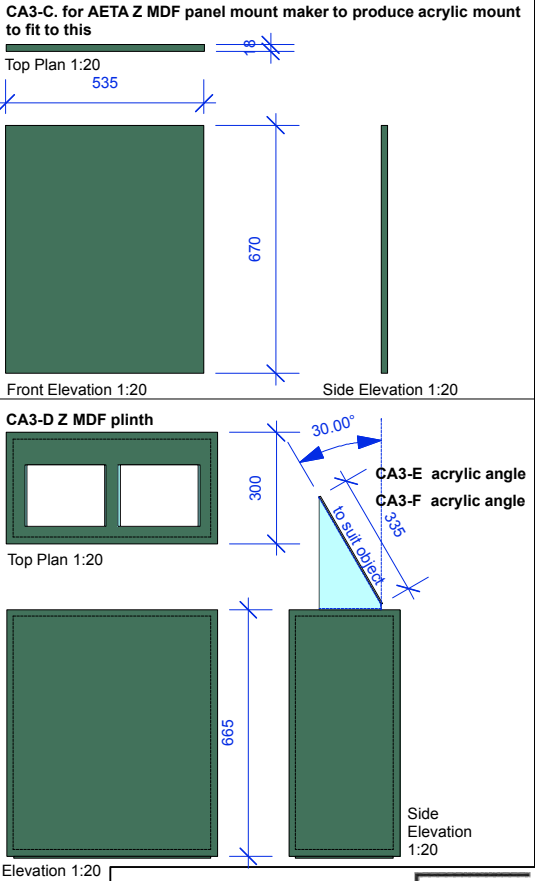
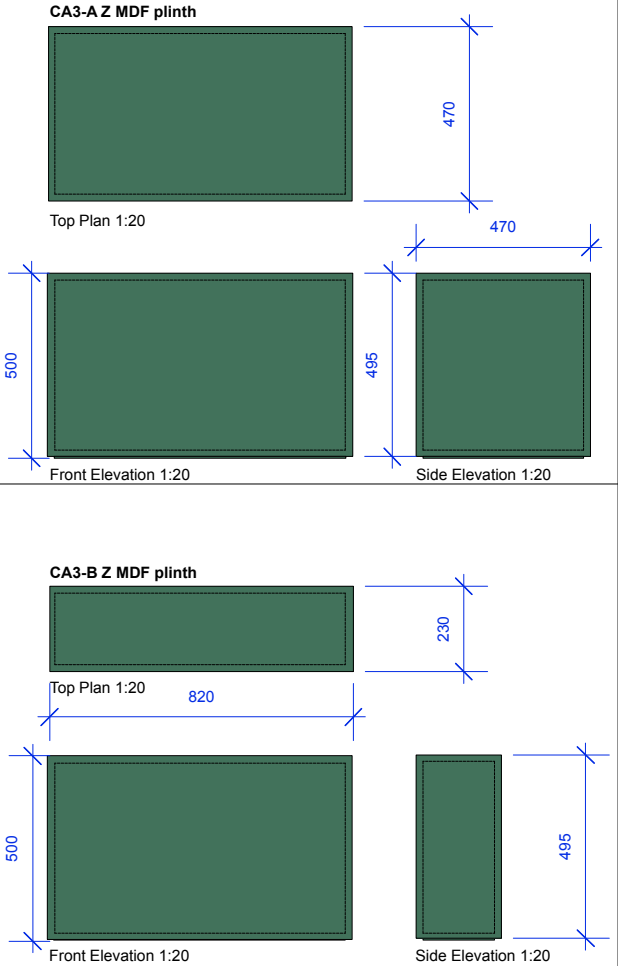
INSIDE - water based Dulux Ecosure or similar paint must be used. Outside waterbased eggshell.

Allow sufficient coats to ensure full coverage.

Mounts as shown, by NAM procured mount specialist.

MDF plinths are zero formaldehyde mdف by fit out contractor.

PLINTHS & MOUTNS - CA3 - Section 3 Experience of Battle



BOXES - 18mm Zero formaldehyde MDF. Finished with Darylate seal, and top coats of Dulux Ecosure paint in green colour. Contractor to make mitred boxes, so no seams are visible. Internal structure by contractor. 5mm shadow recess at base.

AETA board to be confirmed with NAM. Board to be secured to back of plinth CA3-B

MOUNT MAKER to make acrylic mount for AETA unit, fitted to back board.

All by fit out contractor

Clear acrylic mounts by NAM mount specialist

DRINKALL DEAN

Studio 307
The Light Bulb
1 Filament Walk
Spectrum Way
London SW18 4GQ

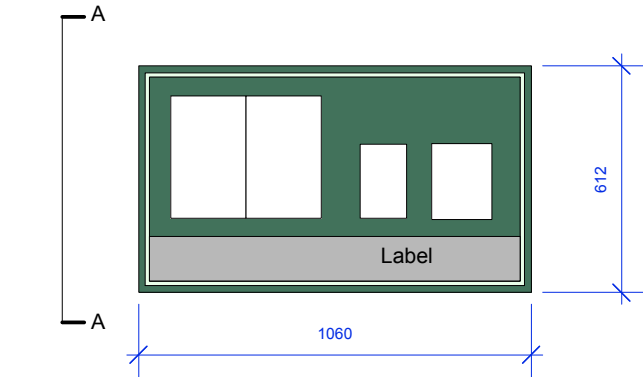
PHONE: +44 (0) 20 3735 9113

info@drinkalldean.co.uk www.drinkalldean.co.uk

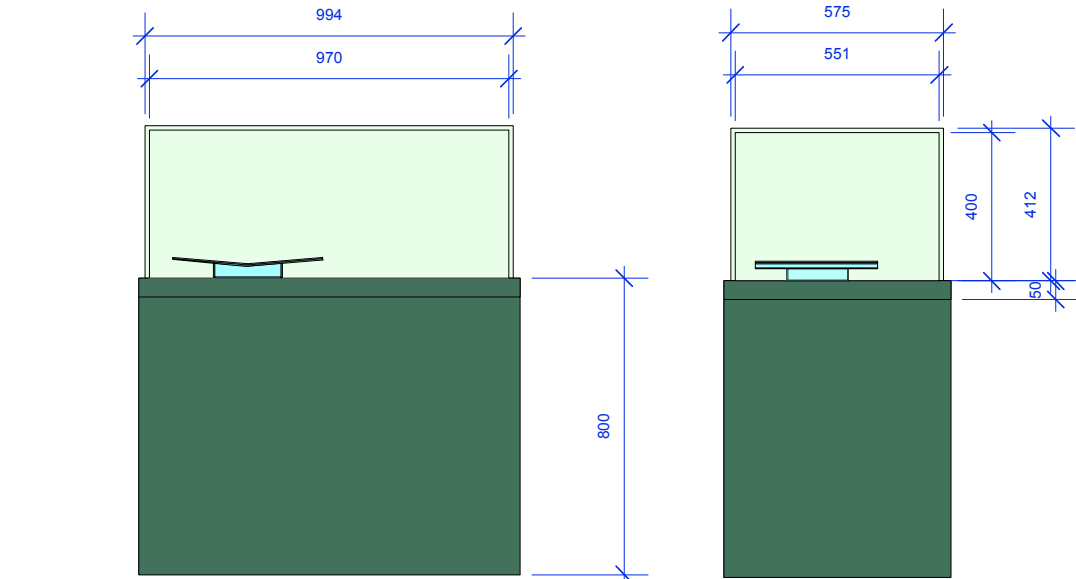
Copyright ©Drinkall Dean (London) Limited. All rights reserved

NOTES: Intellectual property rights: IPR All IPR that exist within this drawing and/or associated documentation belongs to Drinkall Dean (London) Ltd and are hereby assigned. Drinkall Dean will not be held responsible for any alterations made to this drawing. Any alterations must be notified to Drinkall Dean and a record must be kept. Design intent: This drawing is provided for 'design intent' purposes and should be used for information only. Not to be used for construction. Do not scale from this drawing. It is your responsibility to produce construction drawings. It is your responsibility to carry out all testing and examination (including the construction of mock-ups) as may be necessary such that the designs when constructed are safe and without risk to health at all times when being erected, secured, used, cleaned or maintained. Any significant residual risk associated with this level of design have been noted on the drawing or contained within the pre-construction information.	Setting out: All design intent information has been prepared from digital survey details or 'as existing' drawings provided by others. Accuracy cannot be assumed. This drawing should be read in conjunction with any standard detail drawings and specifications of work. It is the contractor's sole responsibility to carry out site dimension checks and to produce rods at a minimum scale of 1:20. All details will be subject to the approval by third parties of the contractor's rods and site strip out. Schedules: All drawings to be read in conjunction with written specifications and associated documentation supplied by Drinkall Dean and annotated by letter/number within this drawing. All drawings to be read in conjunction with drawings and specifications supplied by other project consultants. Any discrepancies between consultants drawings to be reported to the designer immediately and prior to commencement of work.	Use of the services: You accept that any Service provided by Drinkall Dean will be suitable for use only for the specified Project unless otherwise agreed. Our drawings are not to be used as the as-built drawings in the Health and Safety file (as defined by the Construction (Design and Management) Regulations 2015) or any other local applicable laws and regulations to which you may be required to abide by. Where the contractor/principle contractor is to develop the design they shall comply with Regulation(s) 9/11 of the CDM Regulations 2015. Confidentiality: This drawing is issued confidentially and must not be disclosed to any third parties without the prior written consent of Drinkall Dean.	All structure / services to comply with local authority, building control and environmental health requirements and to service engineers details and calculations. The contractor shall comply with: CDM Regulations 2015 - Duties of contractor/principle contractor. A construction phase plan must be produced prior to commencement of works. Fire Precautions: All construction and materials to conform to current building and fire regulations. Consult the clients fire strategy plan where existing and incorporate into the fire strategy for the construction works. Site Waste Management: The contractor shall manage all waste materials and re-use/recycle as much as possible to minimise waste. Risk Assessment: The contractor must ensure that the site is a hazard free environment at all times.

DRAWING STATUS: TENDER		CLIENT: National Army Musuem		DRAWING TITLE: Case - CA3	
REVISION:		PROJECT: Brothers in Arms		NEW mannequin case	
REF / DATE:		PROJECT ADDRESS: Royal Hospital Rd, London SW3 4HT		DRAWN BY: AD	DATE: 17-09-21
DESCRIPTION:		DRAWN:		PAPER SIZE: A3	
				PROJECT NUMBER: 372	SCALE: 1:20 1:10
				DRAWING NUMBER: 372_NAM_303.0	REVISION: -



Top Plan
Scale 1:20



Front Elevation
Scale 1:20

Side Elevation A
Scale 1:20

OBJECTS - CA4 - Section 3 Experience of Battle	
	Booklet 'Two sides of a battle'
	Allied safe conduct propaganda leaflet
	Letter from Stanley Christopherson

MOUNTS - CA4 - Section 3 Experience of Battle

Front Elevation 1:10

Side Elevation 1:10

CA4-A acrylic book cradle

All angled mounts in clear polished acrylic. Lengths to suit objects and mounting methods. Slightly angled cradle is indicated. 5° angle tbc on inspection of object.

All by specialist.

CA4 - Section 3

Existing Case
May Need New Hood

Notes:

Object sizes to be confirmed prior to manufacture.

Mounts to be made to object sizes, shown here for information.

Existing NAM case to be refurbished and may need to have new hood to dimensions indicated. Check bubble seals and replace with same if necessary.

Hood 12mm mitred clear acrylic with polished edges pre drilled to accept counter sunk Daisy head security screws. To align with existing holes in existing case.

Check access to conservation cassett tank if one exists, and ensure slots are clear for air exchange in hood.

Case plinth and base board to inside case to be decorated to new 'green' colour.

INSIDE - Dacrylate seal finished with water based Dulux Ecosure or similar paint must be used. Outside waterbased eggshell.

Allow sufficient coats to ensure full coverage.

Mounts as shown, by NAM procured mount specialist.

DRINKALL DEAN

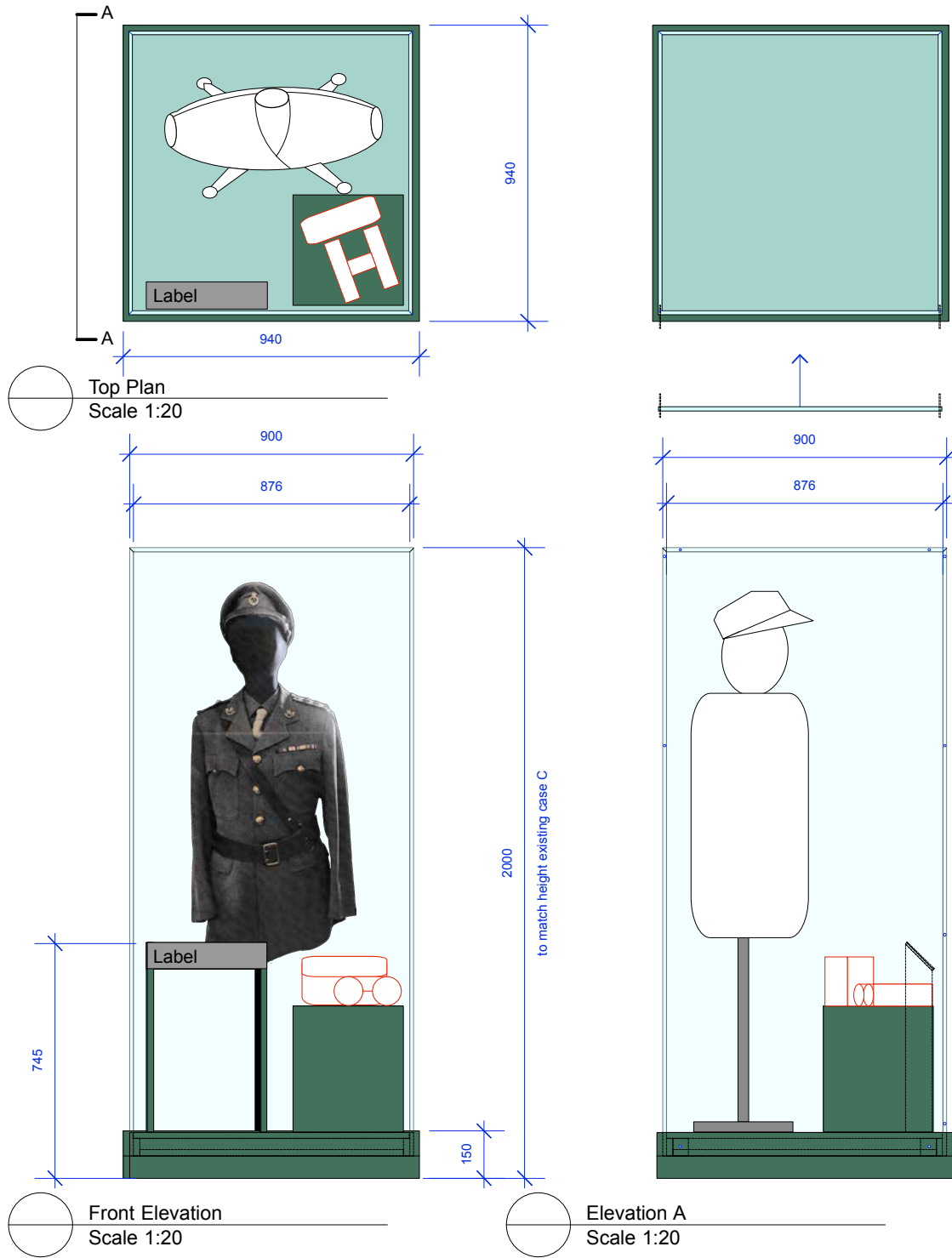
Studio 307
The Light Bulb
1 Filament Walk
Spectrum Way
London SW18 4GQ

PHONE: +44 (0) 20 3735 9113



info@drinkalldean.co.uk www.drinkalldean.co.uk

Copyright ©Drinkall Dean (London) Limited. All rights reserved

<p>NOTES:</p> <p>Intellectual property rights: IPR All IPR that exist within this drawing and/or associated documentation belongs to Drinkall Dean (London) Ltd and are hereby asserted. Drinkall Dean will not be held responsible for any alterations made to this drawing. Any alterations must be notified to Drinkall Dean and a record must be kept.</p> <p>Design intent: This drawing is provided for 'design intent' purposes and should be used for information only. Not to be used for construction. Do not scale from this drawing. It is your responsibility to produce construction drawings. It is your responsibility to carry out all testing and examination (including the construction of mock-ups) as may be necessary such that the designs when constructed are safe and without risk to health at all times when being erected, secured, used, cleaned or maintained. Any significant residual risk associated with this level of design have been noted on the drawing or contained within the pre-construction information.</p> <p>Setting out: All design intent information has been prepared from digital survey details or 'as existing' drawings provided by others. Accuracy cannot be assumed. This drawing should be read in conjunction with any standard detail drawings and specifications of work. It is the contractor's sole responsibility to carry out site dimension checks and to produce rods at a minimum scale of 1:20. All details will be subject to the approval by third parties of the contractor's rods and site strip out.</p> <p>Schedules: All drawings to be read in conjunction with written specifications and associated documentation supplied by Drinkall Dean and annotated by letter/number within this drawing. All drawings to be read in conjunction with drawings and specifications supplied by other project consultants. Any discrepancies between consultants drawings to be reported to the designer immediately and prior to commencement of work.</p> <p>Use of the services: You accept that any Service provided by Drinkall Dean will be suitable for use only for the specified Project unless otherwise agreed. Our drawings are not to be used as the as-built drawings in the Health and Safety file (as defined by the Construction (Design and Management) Regulations 2015) or any other local applicable laws and regulations to which you may be required to abide by. Where the contractor/principle contractor is to develop the design they shall comply with Regulation(s) 9/11 of the CDM Regulations 2015.</p> <p>Confidentiality: This drawing is issued confidentially and must not be disclosed to any third parties without the prior written consent of Drinkall Dean.</p> <p>All structure / services to comply with local authority, building control and environmental health requirements and to service engineers details and calculations. The contractor shall comply with: CDM Regulations 2015 - Duties of contractor/principle contractor. A construction phase plan must be produced prior to commencement of works. Fire Precautions: All construction and materials to conform to current building and fire regulations. Consult the clients fire strategy plan where existing and incorporate into the fire strategy for the construction works. Site Waste Management: The contractor shall manage all waste materials and re-use/recycle as much as possible to minimise waste. Risk Assessment: The contractor must ensure that the site is a hazard free environment at all times.</p>				<p>DRAWING STATUS: TENDER</p> <p>REVISION:</p> <p>REF / DATE: DESCRIPTION: DRAWN:</p>	<p>CLIENT: National Army Musuem</p> <p>PROJECT: Brothers in Arms</p> <p>PROJECT ADDRESS: Royal Hospital Rd, London SW3 4HT</p>	<p>DRAWING TITLE: Case - CA4</p> <p>Existing case with new hood</p> <p>DRAWN BY: AD DATE: 17-09-21 PAPER SIZE: A3</p> <p>PROJECT NUMBER: 372 SCALE: 1:20 1:10</p> <p>DRAWING NUMBER: 372_NAM_304.0 REVISION: -</p>
--	--	--	--	--	--	--



OBJECTS - CA5 - Section 5 Command

	
Stan Perry service dress	Binoculars and case

CA5 - Section 5

NEW mannequin case

- Notes:**
- Object sizes to be confirmed prior to manufacture.
 - Mounts to be made to object sizes, shown here for information.
 - NEW mannequin case.
 - 12mm clear polished and mitred acrylic case, set into zero formaldehyde base.
 - Side access by removable panel, with clear bubble seal to all edges.
 - Side panel pre drilled at equal centres for counter sunk Daisy head security screws.
 - Base to be weighted using stage weights.

Base constructed on zero formaldehyde mdf with mitred corners. All sealed and decorated externally in Dulux waterbased eggshell. Green colour as specified.

Base side is removable by counter sunk security screw fixings for access.

Internal base board to be 18mm zero formaldehyde mdf, with darylate seal, decorated to new 'green' colour water based Dulux Ecosure or similar paint must be used.

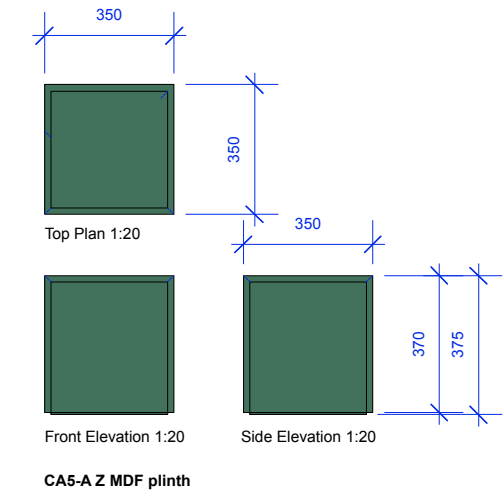
INSIDE - ZF MDF sealed with Dacrylate and finished with water based Dulux Ecosure or similar paint must be used. Outside waterbased eggshell.

Allow sufficient coats to ensure full coverage.

Mount plinth as shown, by fit out contractor.

For label holder see separate drawing.

PLINTHS & MOUTNS - CA5 - Section 5 Command



CA5-A Z MDF plinth

18mm Zero formaldehyde MDF. Finished with Darylate seal, and top coats of Dulux Ecosure paint in green colour. Contractor to make mitred boxes, so no seams are visible. Internal structure by contractor. 5mm shadow recess at base.

All by fit out contractor

DRINKALL DEAN

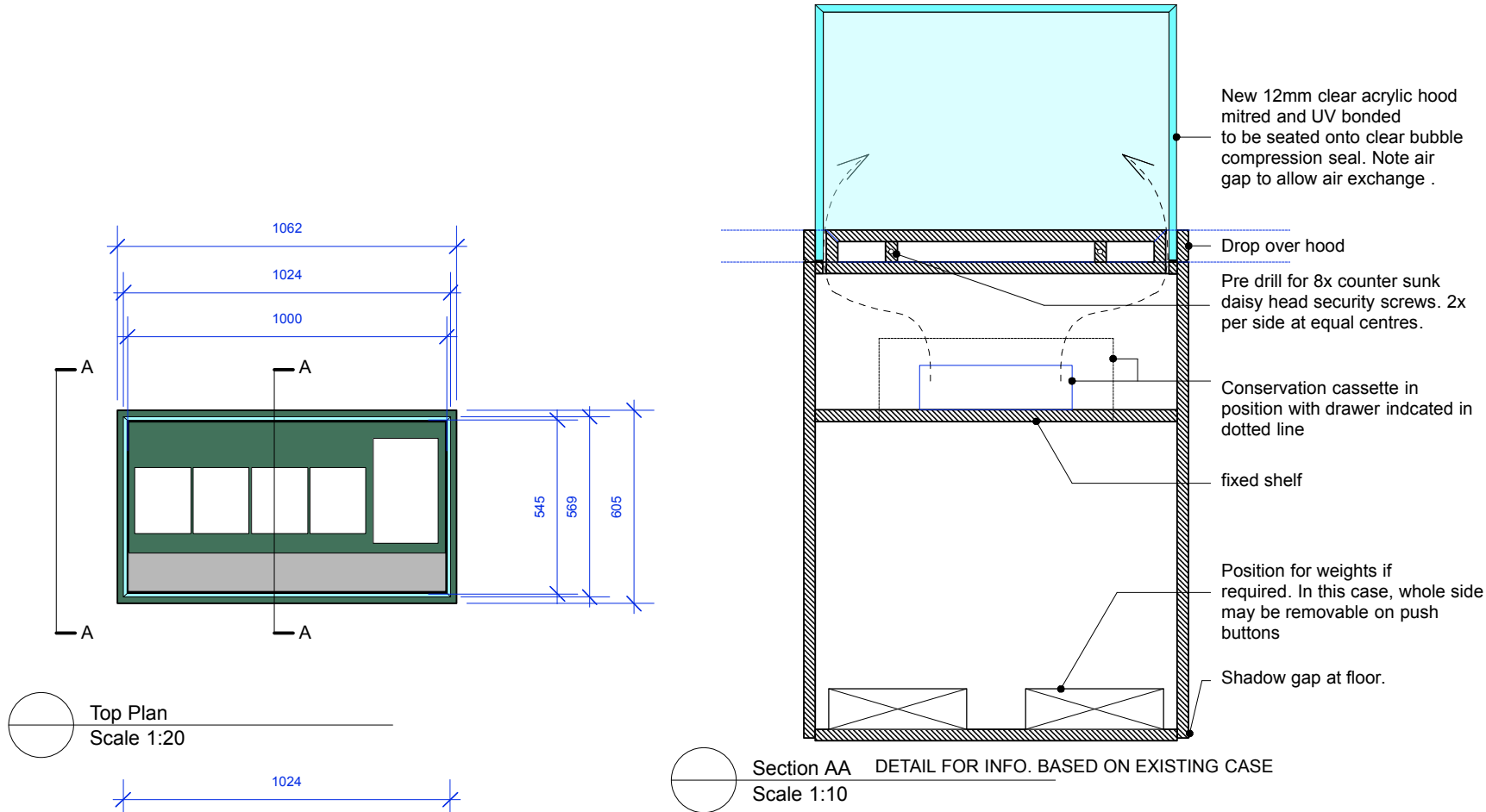
Studio 307
The Light Bulb
1 Filament Walk
Spectrum Way
London SW18 4GQ

PHONE: +44 (0) 20 3735 9113

info@drinkalldean.co.uk www.drinkalldean.co.uk

Copyright ©Drinkall Dean (London) Limited. All rights reserved

<p>NOTES:</p> <p>Intellectual property rights: IPR</p> <p>All IPR that exist within this drawing and/or associated documentation belongs to Drinkall Dean (London) Ltd and are hereby assigned. Drinkall Dean will not be held responsible for any alterations made to this drawing. Any alterations must be notified to Drinkall Dean and a record must be kept.</p> <p>Design intent:</p> <p>This drawing is provided for 'design intent' purposes and should be used for information only. Not to be used for construction. Do not scale from this drawing. It is your responsibility to produce construction drawings. It is your responsibility to carry out all testing and examination (including the construction of mock-ups) as may be necessary such that the designs when constructed are safe and without risk to health at all times when being erected, secured, used, cleaned or maintained. Any significant residual risk associated with this level of design have been noted on the drawing or contained within the pre-construction information.</p> <p>Setting out:</p> <p>All design intent information has been prepared from digital survey details or 'as existing' drawings provided by others. Accuracy cannot be assumed. This drawing should be read in conjunction with any standard detail drawings and specifications of work. It is the contractor's sole responsibility to carry out site dimension checks and to produce rods at a minimum scale of 1:20. All details will be subject to the approval by third parties of the contractor's rods and site strip out.</p> <p>Schedules:</p> <p>All drawings to be read in conjunction with written specifications and associated documentation supplied by Drinkall Dean and annotated by letter/number within this drawing. All drawings to be read in conjunction with drawings and specifications supplied by other project consultants. Any discrepancies between consultants drawings to be reported to the designer immediately and prior to commencement of work.</p> <p>Use of the services:</p> <p>You accept that any Service provided by Drinkall Dean will be suitable for use only for the specified Project unless otherwise agreed. Our drawings are not to be used as the 'as-built' drawings in the Health and Safety file (as defined by the Construction (Design and Management) Regulations 2015) or any other local applicable laws and regulations to which you may be required to abide by. Where the contractor/principle contractor is to develop the design they shall comply with Regulation(s) 9/11 of the CDM Regulations 2015.</p> <p>Confidentiality:</p> <p>This drawing is issued confidentially and must not be disclosed to any third parties without the prior written consent of Drinkall Dean.</p> <p>All structure / services to comply with local authority, building control and environmental health requirements and to service engineers details and calculations. The contractor shall comply with: CDM Regulations 2015 - Duties of contractor/principle contractor. A construction phase plan must be produced prior to commencement of works. Fire Precautions: All construction and materials to conform to current building and fire regulations. Consult the clients fire strategy plan where existing and incorporate into the fire strategy for the construction works. Site Waste Management: The contractor shall manage all waste materials and re-use/recycle as much as possible to minimise waste. Risk Assessment: The contractor must ensure that the site is a hazard free environment at all times.</p>				<p>DRAWING STATUS: TENDER</p> <p>REVISION:</p> <p>REF / DATE: DESCRIPTION: DRAWN:</p>	<p>CLIENT: National Army Musuem</p> <p>PROJECT: Brothers in Arms</p> <p>PROJECT ADDRESS: Royal Hospital Rd, London SW3 4HT</p>	<p>DRAWING TITLE: Case - CA5</p> <p>NEW mannequin case</p> <p>DRAWN BY: AD DATE: 17-09-21 PAPER SIZE: A3</p> <p>PROJECT NUMBER: 372 SCALE: 1:20 1:10</p> <p>DRAWING NUMBER: 372_NAM_305.0 REVISION: -</p>
--	--	--	--	--	--	---



OBJECTS - CA6 - Section 5 Command	
	Hand written letter from Stanley Christopherson to Myrtle Kellet
	'Crack on' message
MOUNTS - CA6 - Section 5 Command	
NA	

CA6- Section 5

New Case with Hood

Notes:

Details are indicative, and based on existing cases also to be used in the exhibition. New case detail and dimensions to match exactly to existing case details. Overall dimensions may differ. Contractor to provide drawings for approval prior to manufacture.

Object sizes to be confirmed prior to manufacture.

Mounts to be made to object sizes, shown here for information.

Hood 12mm mitred clear acrylic with polished edges pre drilled to accept counter sunk Daisy head security screws.

Top cowl fits over acrylic to hood to conceal fittings and fixings.

Create drawer access to conservation cassett with slots for clear air exchange in hood to match existing cases.

Case plinth and base board to inside case to be decorated to new 'green' colour.

INSIDE - Dacrylate seal finished with water based Dulux Ecosure or similar paint must be used. Outside waterbased eggshell.

Allow sufficient coats to ensure full coverage.

Mounts as shown, by NAM procured mount specialist.

DRINKALL DEAN

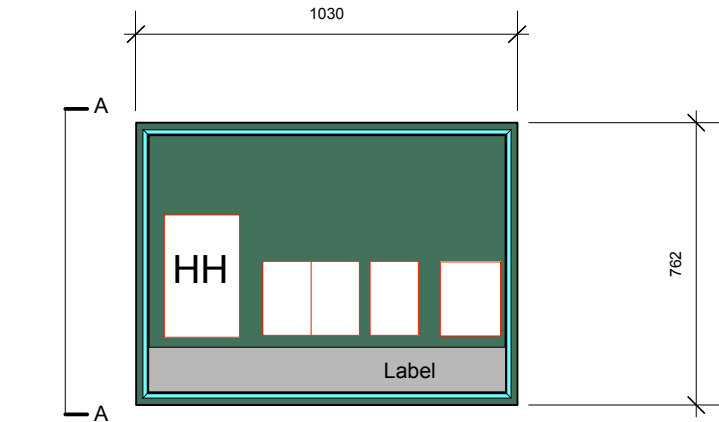
Studio 307
The Light Bulb
1 Filament Walk
Spectrum Way
London SW18 4GQ

PHONE: +44 (0) 20 3735 9113

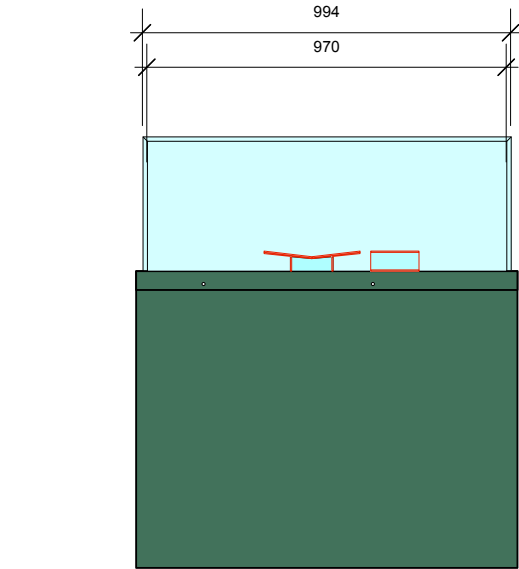
info@drinkalldean.co.uk www.drinkalldean.co.uk

Copyright ©Drinkall Dean (London) Limited. All rights reserved

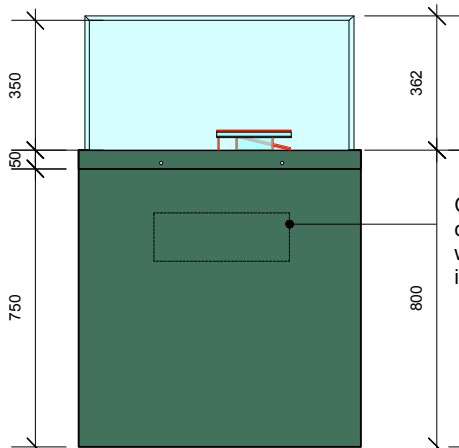
<p>NOTES:</p> <p>Intellectual property rights: IPR</p> <p>All IPR that exist within this drawing and/or associated documentation belongs to Drinkall Dean (London) Ltd and are hereby assigned. Drinkall Dean will not be held responsible for any alterations made to this drawing. Any alterations must be notified to Drinkall Dean and a record must be kept.</p> <p>Design intent:</p> <p>This drawing is provided for 'design intent' purposes and should be used for information only. Not to be used for construction. Do not scale from this drawing. It is your responsibility to produce construction drawings. It is your responsibility to carry out all testing and examination (including the construction of mock-ups) as may be necessary such that the designs when constructed are safe and without risk to health at all times when being erected, secured, used, cleaned or maintained. Any significant residual risk associated with this level of design have been noted on the drawing or contained within the pre-construction information.</p> <p>Setting out:</p> <p>All design intent information has been prepared from digital survey details or 'as existing' drawings provided by others. Accuracy cannot be assumed. This drawing should be read in conjunction with any standard detail drawings and specifications of work. It is the contractor's sole responsibility to carry out site dimension checks and to produce rods at a minimum scale of 1:20. All details will be subject to the approval by third parties of the contractor's rods and site strip out.</p> <p>Schedules:</p> <p>All drawings to be read in conjunction with written specifications and associated documentation supplied by Drinkall Dean and annotated by letter/number within this drawing. All drawings to be read in conjunction with drawings and specifications supplied by other project consultants. Any discrepancies between consultants drawings to be reported to the designer immediately and prior to commencement of work.</p> <p>Use of the services:</p> <p>You accept that any Service provided by Drinkall Dean will be suitable for use only for the specified Project unless otherwise agreed. Our drawings are not to be used as the as-built drawings in the Health and Safety file (as defined by the Construction (Design and Management) Regulations 2015) or any other local applicable laws and regulations to which you may be required to abide by. Where the contractor/principle contractor is to develop the design they shall comply with Regulation(s) 9/11 of the CDM Regulations 2015.</p> <p>Confidentiality:</p> <p>This drawing is issued confidentially and must not be disclosed to any third parties without the prior written consent of Drinkall Dean.</p> <p>All structure / services to comply with local authority, building control and environmental health requirements and to service engineers details and calculations.</p> <p>The contractor shall comply with:</p> <p>CDM Regulations 2015 - Duties of contractor/principle contractor. A construction phase plan must be produced prior to commencement of works.</p> <p>Fire Precautions:</p> <p>All construction and materials to conform to current building and fire regulations. Consult the clients fire strategy plan where existing and incorporate into the fire strategy for the construction works.</p> <p>Site Waste Management:</p> <p>The contractor shall manage all waste materials and re-use/recycle as much as possible to minimise waste.</p> <p>Risk Assessment:</p> <p>The contractor must ensure that the site is a hazard free environment at all times.</p>	DRAWING STATUS: TENDER	CLIENT: National Army Musuem	DRAWING TITLE: Case - CA6
	REVISION: REF / DATE:	PROJECT: Brothers in Arms	PROJECT ADDRESS: Royal Hospital Rd, London SW3 4HT
	DESCRIPTION:	DRAWN:	DRAWN BY: AD DATE: 17-09-21 PAPER SIZE: A3
			PROJECT NUMBER: 372 DRAWING NUMBER: 372_NAM_306.0 SCALE: 1:20 1:10 REVISION: -



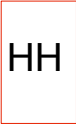
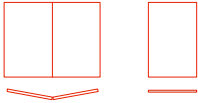

Top Plan
Scale 1:20

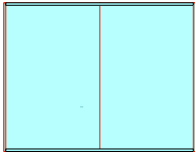



Front Elevation
Scale 1:20



Side Elevation A
Scale 1:20

OBJECTS - CA7 - Section 4 Casualties and Loss	
	Harry Heenan letter
	TWO COPIES of SRY welfare assoc rept one open on cradle one closed
	Letter from War office to Mrs. Welsh

MOUNTS - CA7 - Section 4 Casualties and Loss	
 Top Plan 1:10 Front Elevation 1:10 CA7-A acrylic book cradle	Copy of SRY welfare assoc rept open on cradle OBJECT SIZES to be confirmed
 Top Plan 1:10 Front Elevation 1:10 CA7-B acrylic angle	Copy of SRY welfare assoc rept closed on angle OBJEC SIZES to be confirmed

CA7- Section 4

New Case with Hood

Notes:

Details are indicative, and based on existing cases also to be used in the exhibition. New case detail and dimensions to match exactly to existing case details. Overall dimensions may differ. Contractor to provide drawings for approval prior to manufacture.

Object sizes to be confirmed prior to manufacture.

Mounts to be made to object sizes, shown here for information.

Hood 12mm mitred clear acrylic with polished edges pre drilled to accept counter sunk Daisy head security screws.

Top cowl fits over acrylic to hood to conceal fittings and fixings.

Create drawer access to conservation cassett with slots for clear air exchange in hood to match existing cases.

Case plinth and base board to inside case to be decorated to new 'green' colour.

INSIDE - Dacrylate seal followed by water based Dulux Ecosure or similar paint must be used. Outside waterbased eggshell.

Allow sufficient coats to ensure full coverage.

Mounts as shown, by NAM procured mount specialist.

For generic detail refer to drawing 372_NAM_306.0

DRINKALL DEAN

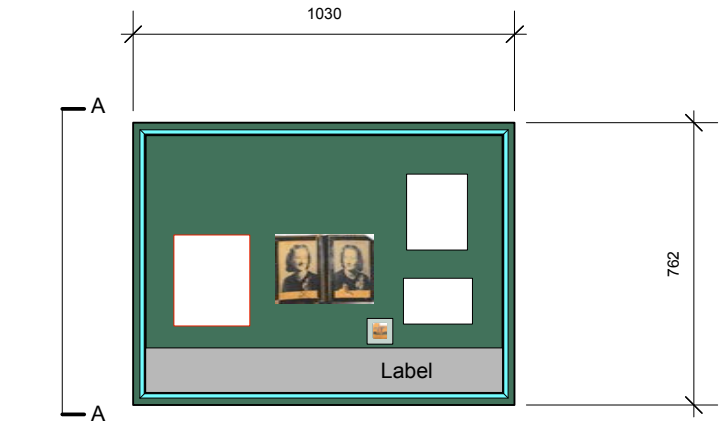
Studio 307
The Light Bulb
1 Filament Walk
Spectrum Way
London SW18 4GQ

PHONE: +44 (0) 20 3735 9113

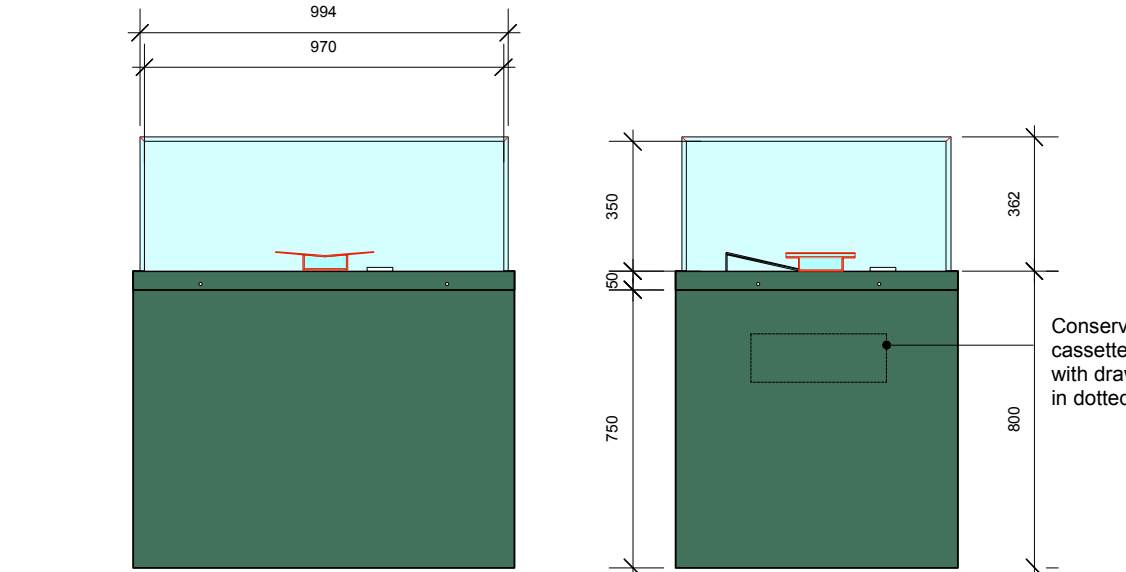
info@drinkalldean.co.uk www.drinkalldean.co.uk

Copyright ©Drinkall Dean (London) Limited. All rights reserved

NOTES: Intellectual property rights: IPR All IPR that exist within this drawing and/or associated documentation belongs to Drinkall Dean (London) Ltd and are hereby asserted. Drinkall Dean will not be held responsible for any alterations made to this drawing. Any alterations must be notified to Drinkall Dean and a record must be kept. Design intent: This drawing is provided for 'design intent' purposes and should be used for information only. Not to be used for construction. Do not scale from this drawing. It is your responsibility to produce construction drawings. It is your responsibility to carry out all testing and examination (including the construction of mock-ups) as may be necessary such that the designs when constructed are safe and without risk to health at all times when being erected, secured, used, cleaned or maintained. Any significant residual risk associated with this level of design have been noted on the drawing or contained within the pre-construction information. Setting out: All design intent information has been prepared from digital survey details or 'as existing' drawings provided by others. Accuracy cannot be assumed. This drawing should be read in conjunction with any standard detail drawings and specifications of work. It is the contractor's sole responsibility to carry out site dimension checks and to produce rods at a minimum scale of 1:20. All details will be subject to the approval by third parties of the contractor's rods and site strip out. Schedules: All drawings to be read in conjunction with written specifications and associated documentation supplied by Drinkall Dean and annotated by letter/number within this drawing. All drawings to be read in conjunction with drawings and specifications supplied by other project consultants. Any discrepancies between consultants drawings to be reported to the designer immediately and prior to commencement of work. Use of the services: You accept that any Service provided by Drinkall Dean will be suitable for use only for the specified Project unless otherwise agreed. Our drawings are not to be used as the as-built drawings in the Health and Safety file (as defined by the Construction (Design and Management) Regulations 2015) or any other local applicable laws and regulations to which you may be required to abide by. Where the contractor/principle contractor is to develop the design they shall comply with Regulation(s) 9/11 of the CDM Regulations 2015. Confidentiality: This drawing is issued confidentially and must not be disclosed to any third parties without the prior written consent of Drinkall Dean. All structure / services to comply with local authority, building control and environmental health requirements and to service engineers details and calculations. The contractor shall comply with: CDM Regulations 2015 - Duties of contractor/principle contractor. A construction phase plan must be produced prior to commencement of works. Fire Precautions: All construction and materials to conform to current building and fire regulations. Consult the clients fire strategy plan where existing and incorporate into the fire strategy for the construction works. Site Waste Management: The contractor shall manage all waste materials and re-use/recycle as much as possible to minimise waste. Risk Assessment: The contractor must ensure that the site is a hazard free environment at all times.				DRAWING STATUS: TENDER	CLIENT: National Army Musuem	DRAWING TITLE: Case - CA7	
REVISION:	DESCRIPTION:	DRAWN:	PROJECT: Brothers in Arms	PROJECT ADDRESS: Royal Hospital Rd, London SW3 4HT	DRAWN BY: AD	DATE: 17-09-21	PAPER SIZE: A3
REF / DATE:					PROJECT NUMBER: 372	SCALE: 1:20 1:10	
					DRAWING NUMBER: 372_NAM_307.0	REVISION: -	







Top Plan
Scale 1:20



Front Elevation
Scale 1:20

Side Elevation A
Scale 1:20

OBJECTS - CA8 - Section 4 Casualties and Loss	
	Letter from war office to Stan's wife
	Telegram to Stan's wife
	Wallet given to Stan by wife
	Brooch showing windmill Stan from Nun

CA8- Section 4

New Case with Hood

Notes:

Details are indicative, and based on existing cases also to be used in the exhibition. New case detail and dimensions to match exactly to existing case details. Overall dimensions may differ. Contractor to provide drawings for approval prior to manufacture.

Object sizes to be confirmed prior to manufacture.

Mounts to be made to object sizes, shown here for information.

Hood 12mm mitred clear acrylic with polished edges pre drilled to accept counter sunk Daisy head security screws.

Top cowl fits over acrylic to hood to conceal fittings and fixings.

Create drawer access to conservation cassett with slots for clear air exchange in hood to match existing cases.

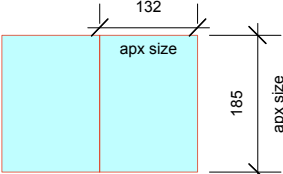
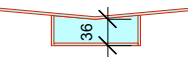

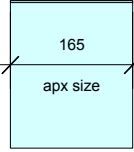

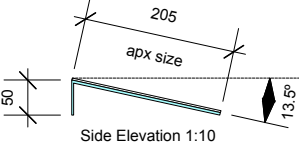
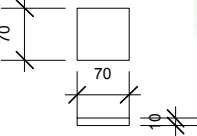
Case plinth and base board to inside case to be decorated to new 'green' colour.

INSIDE - Dacrylate seal followed by water based Dulux Ecosure or similar paint must be used. Outside waterbased eggshell.

Allow sufficient coats to ensure full coverage.

Mounts as shown, by NAM procured mount specialist.

For generic detail refer to drawing 372_NAM_306.0

MOUNTS - CA8 - Section 4 Casualties and Loss	
	Wallet given to Stan by wife
Top Plan 1:10	
	Front Elevation 1:10
	Side Elevation 1:10
CA8-A acrylic book cradle	
	Letter from war office to Stan's wife
Top Plan 1:10	
	Front Elevation 1:10
	Side Elevation 1:10
CA8-B acrylic angle	
	Brooch showing windmill Stan from Nun
Top Plan 1:10	
CA8-C frosted acrylic block	
All angled mounts in clear polished acrylic. Sizes to suit objects and mounting methods.	
CA8-C frosted acrylic block for brooch.	
All by specialist.	

DRINKALL DEAN

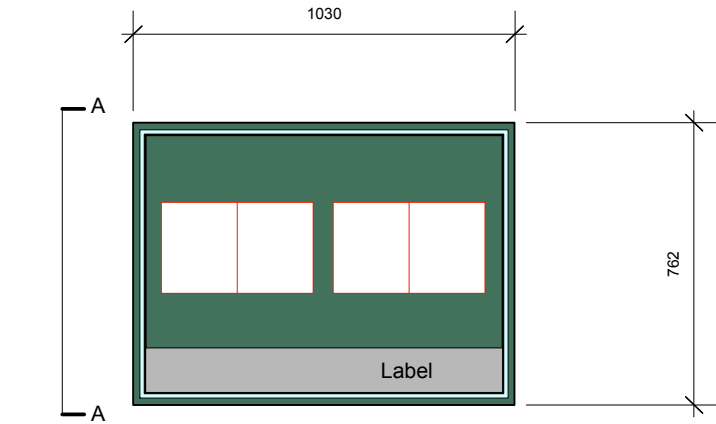
Studio 307
The Light Bulb
1 Filament Walk
Spectrum Way
London SW18 4GQ

PHONE: +44 (0) 20 3735 9113

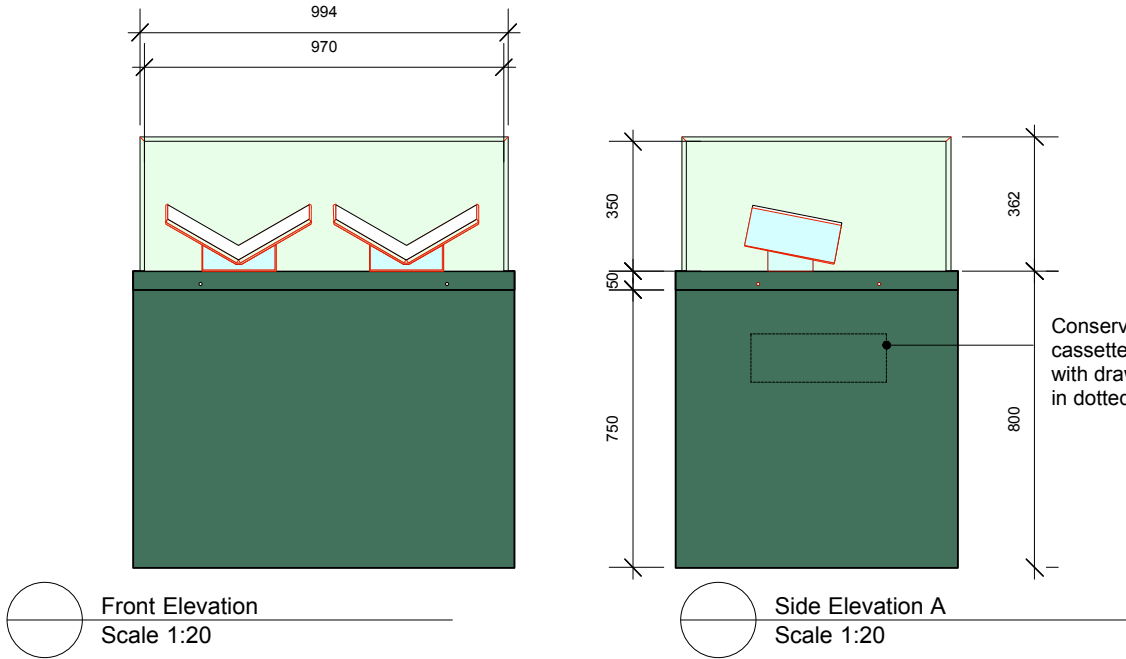
info@drinkalldean.co.uk www.drinkalldean.co.uk

Copyright ©Drinkall Dean (London) Limited. All rights reserved

NOTES: Intellectual property rights: IPR All IPR that exist within this drawing and/or associated documentation belongs to Drinkall Dean (London) Ltd and are hereby asserted. Drinkall Dean will not be held responsible for any alterations made to this drawing. Any alterations must be notified to Drinkall Dean and a record must be kept. Design intent: This drawing is provided for 'design intent' purposes and should be used for information only. Not to be used for construction. Do not scale from this drawing. It is your responsibility to produce construction drawings. It is your responsibility to carry out all testing and examination (including the construction of mock-ups) as may be necessary such that the designs when constructed are safe and without risk to health at all times when being erected, secured, used, cleaned or maintained. Any significant residual risk associated with this level of design have been noted on the drawing or contained within the pre-construction information. Setting out: All design intent information has been prepared from digital survey details or 'as existing' drawings provided by others. Accuracy cannot be assumed. This drawing should be read in conjunction with any standard detail drawings and specifications of work. It is the contractor's sole responsibility to carry out site dimension checks and to produce rods at a minimum scale of 1:20. All details will be subject to the approval by third parties of the contractor's rods and site strip out. Schedules: All drawings to be read in conjunction with written specifications and associated documentation supplied by Drinkall Dean and annotated by letter/number within this drawing. All drawings to be read in conjunction with drawings and specifications supplied by other project consultants. Any discrepancies between consultants drawings to be reported to the designer immediately and prior to commencement of work. Use of the services: You accept that any Service provided by Drinkall Dean will be suitable for use only for the specified Project unless otherwise agreed. Our drawings are not to be used as the as-built drawings in the Health and Safety file (as defined by the Construction (Design and Management) Regulations 2015) or any other local applicable laws and regulations to which you may be required to abide by. Where the contractor/principle contractor is to develop the design they shall comply with Regulation(s) 9/11 of the CDM Regulations 2015. Confidentiality: This drawing is issued confidentially and must not be disclosed to any third parties without the prior written consent of Drinkall Dean. All structure / services to comply with local authority, building control and environmental health requirements and to service engineers details and calculations. The contractor shall comply with: CDM Regulations 2015 - Duties of contractor/principle contractor. A construction phase plan must be produced prior to commencement of works. Fire Precautions: All construction and materials to conform to current building and fire regulations. Consult the clients fire strategy plan where existing and incorporate into the fire strategy for the construction works. Site Waste Management: The contractor shall manage all waste materials and re-use/recycle as much as possible to minimise waste. Risk Assessment: The contractor must ensure that the site is a hazard free environment at all times.				DRAWING STATUS: TENDER	CLIENT: National Army Museum	DRAWING TITLE: Case - CA8
REVISION:	DESCRIPTION:	DRAWN:	PROJECT: Brothers in Arms	PROJECT ADDRESS: Royal Hospital Rd, London SW3 4HT	DATE: 17-09-21	PAPER SIZE: A3
REF / DATE:					DRAWN BY: AD	SCALE: 1:20 1:10
					PROJECT NUMBER: 372	REVISION: -
					DRAWING NUMBER: 372_NAM_308.0	









Top Plan
Scale 1:20



Front Elevation
Scale 1:20

Side Elevation A
Scale 1:20

OBJECTS - CA9 - Section 4 Casualties and Loss	
	Sgt G Dring letter to Christopherson
	Rev L Skinner's Diary

MOUNTS - CA9 - Section 4 Casualties and Loss	
 Top Plan 1:10  Front Elevation 1:10 CA9-A acrylic book cradle to be made to match spec from IWM	Sgt G Dring letter to Christopherson
 Top Plan 1:10  Front Elevation 1:10 CA9-B acrylic book cradle to be made to match spec from IWM	Rev L Skinner's Diary IWM loan
All angled mounts in clear polished acrylic. Sizes to suit objects and mounting methods. OBJECT SIZES tbc. CA9-A and B to be similar mounts. CA9 B is to display the IWM loan object. All by specialist.	

CA9- Section 4

Existing Case

Notes:

Object sizes to be confirmed prior to manufacture.

Mounts to be made to object sizes, shown here for information.

Existing NAM case to be refurbished. Check bubble seals and replace with same if necessary.

Check access to conservation cassett tank if one exists, and ensure slots are clear for air exchange in hood.

Case plinth and base board to inside case to be decorated to new 'green' colour.

INSIDE - Dacrylate seal followed by water based Dulux Ecosure or similar paint must be used. Outside waterbased eggshell.

Allow sufficient coats to ensure full coverage.

Mounts as shown, by NAM procured mount specialist.

DRINKALL DEAN

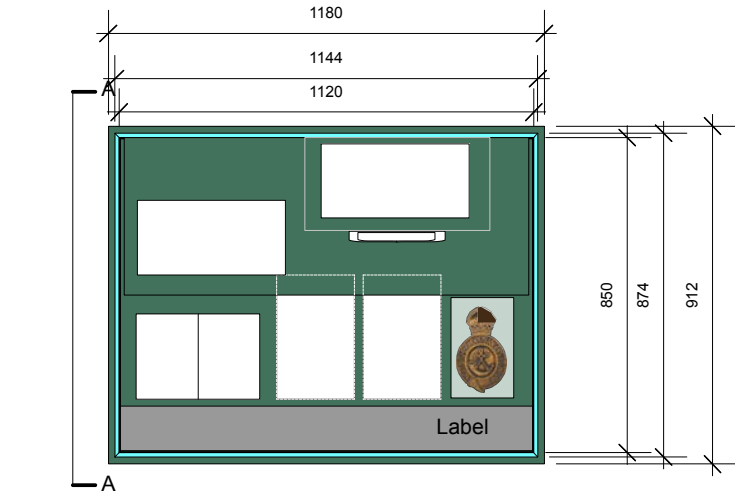
Studio 307
The Light Bulb
1 Filament Walk
Spectrum Way
London SW18 4GQ

PHONE: +44 (0) 20 3735 9113

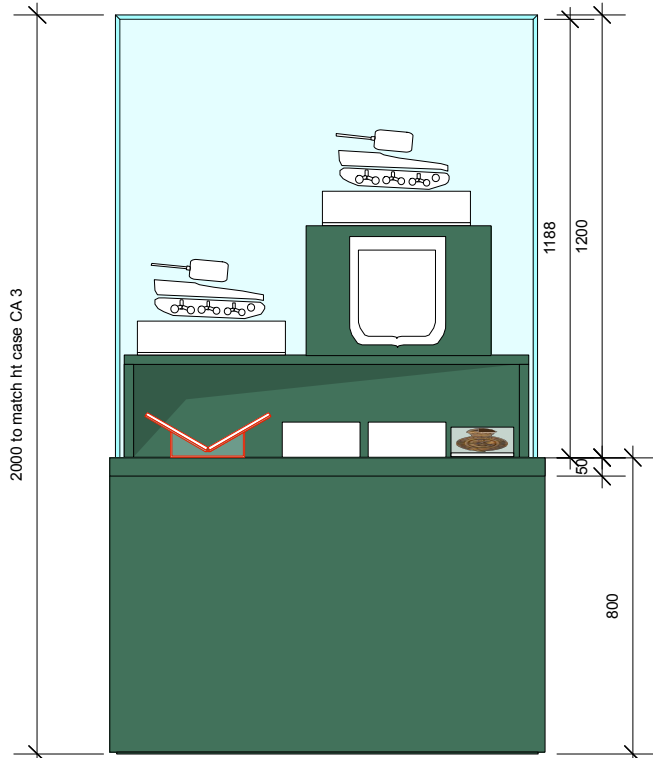
info@drinkalldean.co.uk www.drinkalldean.co.uk

Copyright ©Drinkall Dean (London) Limited. All rights reserved

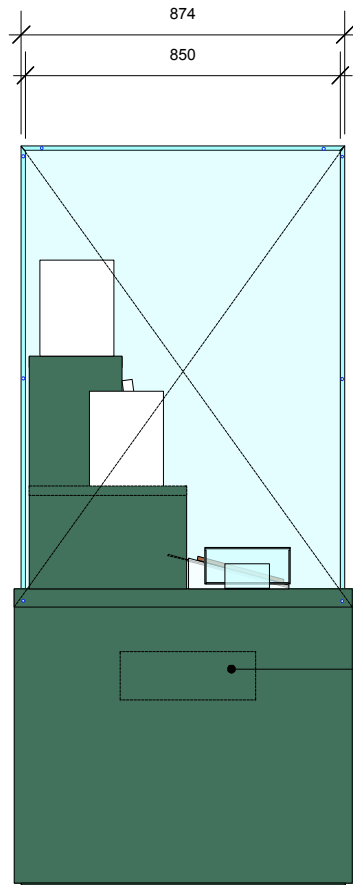
NOTES: Intellectual property rights: IPR All IPR that exist within this drawing and/or associated documentation belongs to Drinkall Dean (London) Ltd and are hereby asserted. Drinkall Dean will not be held responsible for any alterations made to this drawing. Any alterations must be notified to Drinkall Dean and a record must be kept. Design intent: This drawing is provided for 'design intent' purposes and should be used for information only. Not to be used for construction. Do not scale from this drawing. It is your responsibility to produce construction drawings. It is your responsibility to carry out all testing and examination (including the construction of mock-ups) as may be necessary such that the designs when constructed are safe and without risk to health at all times when being erected, secured, used, cleaned or maintained. Any significant residual risk associated with this level of design have been noted on the drawing or contained within the pre-construction information. Setting out: All design intent information has been prepared from digital survey details or 'as existing' drawings provided by others. Accuracy cannot be assumed. This drawing should be read in conjunction with any standard detail drawings and specifications of work. It is the contractor's sole responsibility to carry out site dimension checks and to produce rods at a minimum scale of 1:20. All details will be subject to the approval by third parties of the contractor's rods and site strip out. Schedules: All drawings to be read in conjunction with written specifications and associated documentation supplied by Drinkall Dean and annotated by letter/number within this drawing. All drawings to be read in conjunction with drawings and specifications supplied by other project consultants. Any discrepancies between consultants drawings to be reported to the designer immediately and prior to commencement of work. Use of the services: You accept that any Service provided by Drinkall Dean will be suitable for use only for the specified Project unless otherwise agreed. Our drawings are not to be used as the as-built drawings in the Health and Safety file (as defined by the Construction (Design and Management) Regulations 2015) or any other local applicable laws and regulations to which you may be required to abide by. Where the contractor/principle contractor is to develop the design they shall comply with Regulation(s) 9/11 of the CDM Regulations 2015. Confidentiality: This drawing is issued confidentially and must not be disclosed to any third parties without the prior written consent of Drinkall Dean. All structure / services to comply with local authority, building control and environmental health requirements and to service engineers details and calculations. The contractor shall comply with: CDM Regulations 2015 - Duties of contractor/principle contractor. A construction phase plan must be produced prior to commencement of works. Fire Precautions: All construction and materials to conform to current building and fire regulations. Consult the clients fire strategy plan where existing and incorporate into the fire strategy for the construction works. Site Waste Management: The contractor shall manage all waste materials and re-use/recycle as much as possible to minimise waste. Risk Assessment: The contractor must ensure that the site is a hazard free environment at all times.				DRAWING STATUS: TENDER	CLIENT: National Army Museum	DRAWING TITLE: Case - CA9
REVISION:	DESCRIPTION:	DRAWN:	PROJECT: Brothers in Arms			Existing Case
REF / DATE:			PROJECT ADDRESS: Royal Hospital Rd, London SW3 4HT			DRAWN BY: AD DATE: 17-09-21 PAPER SIZE: A3
						PROJECT NUMBER: 372 SCALE: 1:20 1:10
						DRAWING NUMBER: 372_NAM_309.0 REVISION: -



Top Plan
Scale 1:20



Front Elevation
Scale 1:20



Elevation A
Scale 1:20

Conservation cassette in position with drawer indicated in dotted line

OBJECTS - CA10 - Section 6 Aftermath

	Book presented to SC by SRY		Metal model of Sherman Tank 1
	Last message from brigade HQ		Metal model of Sherman Tank 2
	Typed confirmation of wireless message ending war		Carved SRY cap badge
			Plaque presented to SRY

CA10 - Section 6

New Case

Notes:

Details are indicative, and based on existing cases also to be used in the exhibition. New case detail and dimensions to match exactly to existing case details. Overall dimensions may differ. Contractor to provide drawings for approval prior to manufacture.

Object sizes to be confirmed prior to manufacture.

Mounts to be made to object sizes, shown here for information.

Hood 12mm mitred clear acrylic with polished edges pre drilled to accept counter sunk Daisy head security screws. Side panel is removable and creates the access to this case.

Top cowl fits over acrylic to hood to conceal fittings and fixings.

Create drawer access to conservation cassett with slots for clear air exchange in hood to match existing cases.

Case plinth and base board to inside case to be decorated to new 'green' colour.

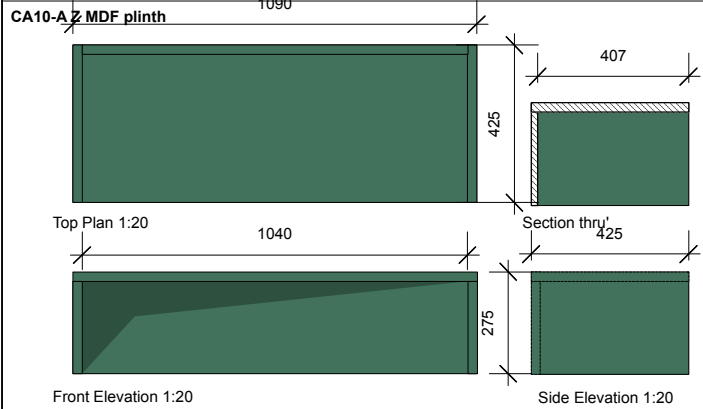
INSIDE - Dacrylate seal finished with water based Dulux Ecosure or similar paint must be used. Outside waterbased eggshell.

Allow sufficient coats to ensure full coverage.

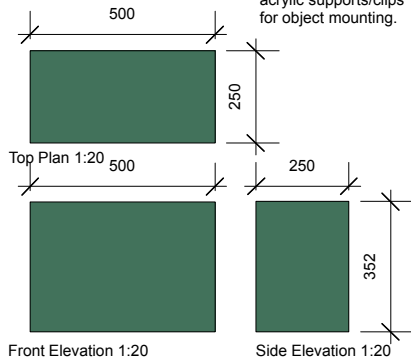
Mounts as shown, by NAM procured mount specialist.

For generic detail refer to drawing 372_NAM_306.0

PLINTHS & MOUTNS - CA10 - Section 6 Aftermath

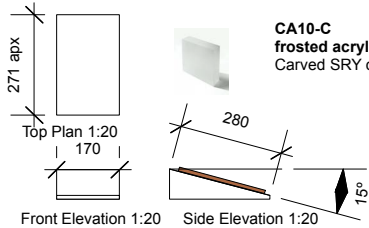


CA10-B Z MDF plinth



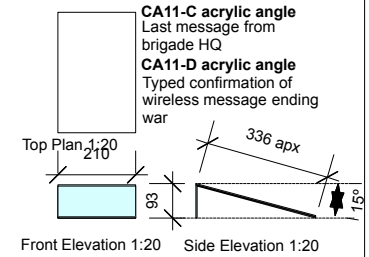
Plaque will fit to this plinth front. Mount maker to provide acrylic supports/clips for object mounting.

CA10-C frosted acrylic block Carved SRY cap badge

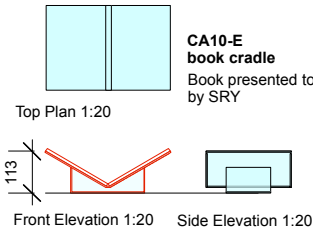


CA11-C acrylic angle Last message from brigade HQ

CA11-D acrylic angle Typed confirmation of wireless message ending war



CA10-E book cradle Book presented to SC by SRY



BOXES - 18mm Zero formaldehyde MDF. Finished with Darylate seal, and top coats of Dulux Ecosure paint in green colour. Contractor to make mitred boxes, so no seams are visible. Internal structure by contractor. 5mm shadow recess at base

All by fit out contractor

Clear acrylic mounts and frosted acrylic block by NAM mount specialist

DRINKALL DEAN

Studio 307
The Light Bulb
1 Filament Walk
Spectrum Way
London SW18 4GQ

PHONE: +44 (0) 20 3735 9113

info@drinkalldean.co.uk www.drinkalldean.co.uk

Copyright ©Drinkall Dean (London) Limited. All rights reserved

NOTES: Intellectual property rights: IPR All IPR that exist within this drawing and/or associated documentation belongs to Drinkall Dean (London) Ltd and are hereby assigned. Drinkall Dean will not be held responsible for any alterations made to this drawing. Any alterations must be notified to Drinkall Dean and a record must be kept. Design intent: This drawing is provided for 'design intent' purposes and should be used for information only. Not to be used for construction. Do not scale from this drawing. It is your responsibility to produce construction drawings. It is your responsibility to carry out all testing and examination (including the construction of mock-ups) as may be necessary such that the designs when constructed are safe and without risk to health at all times when being erected, secured, used, cleaned or maintained. Any significant residual risk associated with this level of design have been noted on the drawing or contained within the pre-construction information.	Setting out: All design intent information has been prepared from digital survey details or 'as existing' drawings provided by others. Accuracy cannot be assumed. This drawing should be read in conjunction with any standard detail drawings and specifications of work. It is the contractor's sole responsibility to carry out site dimension checks and to produce rods at a minimum scale of 1:20. All details will be subject to the approval by third parties of the contractor's rods and site strip out. Schedules: All drawings to be read in conjunction with written specifications and associated documentation supplied by Drinkall Dean and annotated by letter/number within this drawing. All drawings to be read in conjunction with drawings and specifications supplied by other project consultants. Any discrepancies between consultants drawings to be reported to the designer immediately and prior to commencement of work.	Use of the services: You accept that any Service provided by Drinkall Dean will be suitable for use only for the specified Project unless otherwise agreed. Our drawings are not to be used as the as-built drawings in the Health and Safety file (as defined by the Construction (Design and Management) Regulations 2015) or any other local applicable laws and regulations to which you may be required to abide by. Where the contractor/principle contractor is to develop the design they shall comply with Regulation(s) 9/11 of the CDM Regulations 2015. Confidentiality: This drawing is issued confidentially and must not be disclosed to any third parties without the prior written consent of Drinkall Dean.	All structure / services to comply with local authority, building control and environmental health requirements and to service engineers details and calculations. The contractor shall comply with: CDM Regulations 2015 - Duties of contractor/principle contractor. A construction phase plan must be produced prior to commencement of works. Fire Precautions: All construction and materials to conform to current building and fire regulations. Consult the clients fire strategy plan where existing and incorporate into the fire strategy for the construction works. Site Waste Management: The contractor shall manage all waste materials and re-use/recycle as much as possible to minimise waste. Risk Assessment: The contractor must ensure that the site is a hazard free environment at all times.
--	---	--	--

DRAWING STATUS: TENDER	CLIENT: National Army Museum	DRAWING TITLE: Case - CA10
REVISION: REF / DATE:	PROJECT: Brothers in Arms	NEW mannequin case
DESCRIPTION:	PROJECT ADDRESS: Royal Hospital Rd, London SW3 4HT	DRAWN BY: AD DATE: 17-09-21 PAPER SIZE: A3
DRAWING NUMBER: 372_NAM_310.0	REVISION: -	SCALE: 1:20 1:10

WL1 - Section 5

New Wall Covers for Maps

Quantity
4 No. W 652 x H 458 x D 40
size tbc

Notes:

Details are indicative , for development by contractor

Object sizes to be confirmed prior to manufacture.

Hood 6mm mitred clear acrylic with polished edges.
pre drilled to accept counter sunk daisy head security
screws at equal centres on top, bottom and sides.

Clear bubble compression seal between MDF panel
and acrylic hood.

Note 4x covers for 4x maps. Map sizes must be
confirmed prior to manufacture of covers.

Base board to inside case to be decorated to new
'green' colour. 18mm Zero Formaldehyde MDF with
2x coats Dacrylate seal, and minimum 2x coats
water based paint as below.

Base board to be fixed direct to wall.

INSIDE - water based Dulux Ecosure or similar paint
must be used.

Allow sufficient coats to ensure full coverage.

Frames with maps displayed as if to join up maps.

Map mounting by NAM procured mount specialist.

Position on wall to replicate how maps should be laid
out. Gaps between frames consistent but small as
possible. 10mm shown.

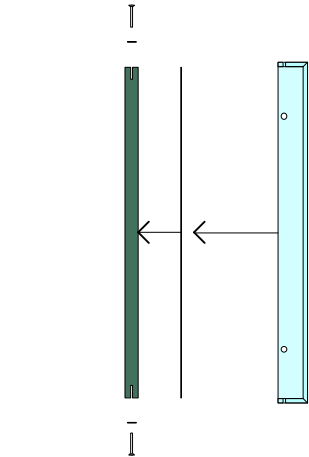
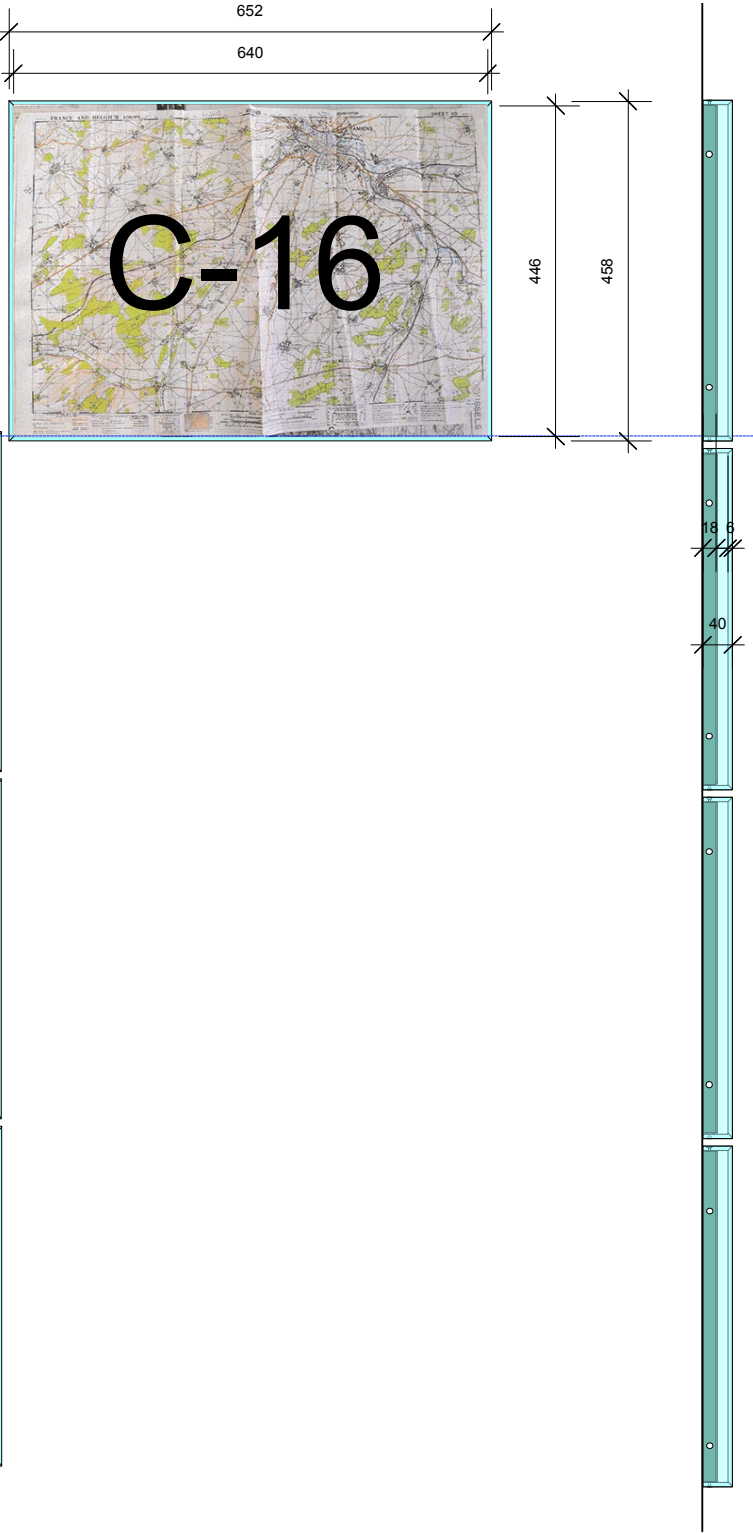
DRINKALL DEAN

Studio 307
The Light Bulb
1 Filament Walk
Spectrum Way
London SW18 4GQ

PHONE: +44 (0) 20 3735 9113

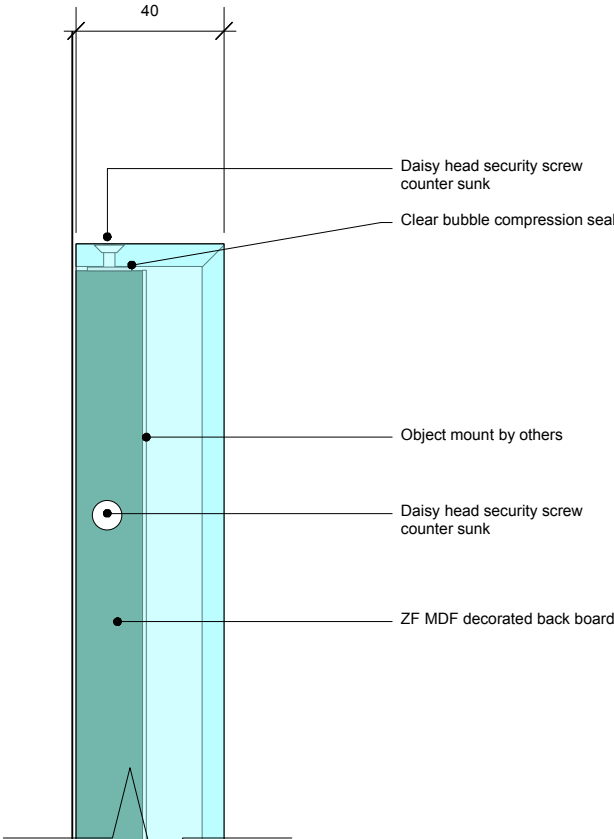
info@drinkalldean.co.uk www.drinkalldean.co.uk

Copyright ©Drinkall Dean (London) Limited. All rights reserved



Detail
Scale 1:10

Example Photo
For Reference



Detail
Scale 1:2

Front Elevation
Scale 1:10

Side Elevation
Scale 1:10

<p>NOTES:</p> <p>Intellectual property rights: IPR</p> <p>All IPR that exist within this drawing and/or associated documentation belongs to Drinkall Dean (London) Ltd and are hereby asserted. Drinkall Dean will not be held responsible for any alterations made to this drawing. Any alterations must be notified to Drinkall Dean and a record must be kept.</p> <p>Design intent:</p> <p>This drawing is provided for 'design intent' purposes and should be used for information only. Not to be used for construction. Do not scale from this drawing. It is your responsibility to produce construction drawings. It is your responsibility to carry out all testing and examination (including the construction of mock-ups) as may be necessary such that the designs when constructed are safe and without risk to health at all times when being erected, secured, used, cleaned or maintained. Any significant residual risk associated with this level of design have been noted on the drawing or contained within the pre-construction information.</p> <p>Setting out:</p> <p>All design intent information has been prepared from digital survey details or 'as existing' drawings provided by others. Accuracy cannot be assumed. This drawing should be read in conjunction with any standard detail drawings and specifications of work. It is the contractor's sole responsibility to carry out site dimension checks and to produce rods at a minimum scale of 1:20. All details will be subject to the approval by third parties of the contractor's rods and site strip out.</p> <p>Schedules:</p> <p>All drawings to be read in conjunction with written specifications and associated documentation supplied by Drinkall Dean and annotated by letter/number within this drawing. All drawings to be read in conjunction with drawings and specifications supplied by other project consultants. Any discrepancies between consultants drawings to be reported to the designer immediately and prior to commencement of work.</p> <p>Use of the services:</p> <p>You accept that any Service provided by Drinkall Dean will be suitable for use only for the specified Project unless otherwise agreed. Our drawings are not to be used as the 'as-built' drawings in the Health and Safety file (as defined by the Construction (Design and Management) Regulations 2015) or any other local applicable laws and regulations to which you may be required to abide by. Where the contractor/principle contractor is to develop the design they shall comply with Regulation(s) 9/11 of the CDM Regulations 2015.</p> <p>Confidentiality:</p> <p>This drawing is issued confidentially and must not be disclosed to any third parties without the prior written consent of Drinkall Dean.</p> <p>All structure / services to comply with local authority, building control and environmental health requirements and to service engineers details and calculations.</p> <p>The contractor shall comply with:</p> <p>CDM Regulations: 2015 - Duties of contractor/principle contractor. A construction phase plan must be produced prior to commencement of works.</p> <p>Fire Precautions:</p> <p>All construction and materials to conform to current building and fire regulations. Consult the clients fire strategy plan where existing and incorporate into the fire strategy for the construction works.</p> <p>Site Waste Management:</p> <p>The contractor shall manage all waste materials and re-use/recycle as much as possible to minimise waste.</p> <p>Risk Assessment:</p> <p>The contractor must ensure that the site is a hazard free environment at all times.</p>			
DRAWING STATUS:	TENDER		
REVISION:			
REF / DATE:	DESCRIPTION:	DRAWN:	

CULET:	National Army Musuem		
DRAWING TITLE:	Wall Cover WL1 for Maps		
PROJECT:	Brothers in Arms		
PROJECT ADDRESS:	Royal Hospital Rd, London SW3 4HT		
DRAWN BY:	AD	DATE:	17-09-21
PROJECT NUMBER:	372	PAPER SIZE:	A3
DRAWING NUMBER:	372_NAM_311.0	SCALE:	1:10 1:2
		REVISION:	-